

**QUARTERLY PHYSICAL REPORT OF OPERATION**  
As of December 31, 2021


Department: **State Universities and Colleges (SUCs)**  
 Agency: **Kalinga State University**  
 Operating Unit: **< not applicable >**  
 Organization Code (UACS): **08 019 0000000**


Particulars	UACS CODE	Physical Targets (Budget Year)					Physical Accomplishments (Budget Year)					Variance	Remarks
		1st Quarter	2nd Quarter	3rd Quarter	4th Quarter	Total	1st Quarter	2nd Quarter	3rd Quarter	4th Quarter	Total		
1	2	3	4	5	6	7	8	9	10	11	12	13	14
HIGHER EDUCATION PROGRAM	31010000000000												
OO : Relevant and quality tertiary education ensured to achieve inclusive growth and access of deserving but poor students to quality tertiary education increased													
Outcome Indicators													
1. Percentage of first-time licensure exam-takers that pass the licensure exams		0.00%	55.00%	55.00%	55.00%	<b>55.00%</b>	0.00%	0.00%	0.00%	38.64%	<b>38.64%</b>	<b>-16.36%</b>	No examinations taken by KSU graduates for the period covering January to September 2021.
2. Percentage of graduates (2 years prior) that are employed		10.25%	10.25%	10.25%	10.25%	<b>41.00%</b>	41.00%	57.20%	60.10%	65.90%	<b>65.90%</b>	<b>24.90%</b>	
Output Indicators													
1. Percentage of undergraduate student population enrolled in CHED-identified priority programs and RDC-identified priority programs		85.00%	0.00%	85.00%	0.00%	<b>85.00%</b>	90.41%	91.87%	91.13%	91.13%	<b>91.13%</b>	<b>6.13%</b>	
2. Percentage of undergraduate programs with accreditation		88.00%	0.00%	88.00%	0.00%	<b>88.00%</b>	100.00%	100.00%	100.00%	100.00%	<b>100.00%</b>	<b>12.00%</b>	
RESEARCH PROGRAM	32020000000000												
OO : Higher education research improved to promote economic productivity and innovation													
Outcome Indicator													
1. Number of research outputs in the last three years utilized by the industry or by other beneficiaries		2	3	2	3	<b>10</b>	5	0	2	3	<b>10</b>	<b>0</b>	
Output Indicators													
1. Number of research outputs completed within the year		19	19	19	17	<b>74</b>	19	0	25	32	<b>76</b>	<b>2</b>	
2. Percentage of research outputs published in internationally-refereed or CHED recognized journal within the year		8.00%	8.00%	8.00%	8.43%	<b>32.43%</b>	13.51%	6.76%	5.40%	12.49%	<b>38.16%</b>	<b>5.73%</b>	Researchers are working on the publication of more research outputs.

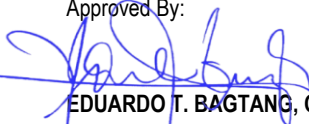
QUARTERLY PHYSICAL REPORT OF OPERATION  
As of December 31, 2021

Department: State Universities and Colleges (SUCs)  
 Agency: Kalinga State University  
 Operating Unit: < not applicable >  
 Organization Code (UACS): 08 019 0000000

Particulars	UACS CODE	Physical Targets (Budget Year)					Physical Accomplishments (Budget Year)					Variance	Remarks
		1st Quarter	2nd Quarter	3rd Quarter	4th Quarter	Total	1st Quarter	2nd Quarter	3rd Quarter	4th Quarter	Total		
1	2	3	4	5	6	7	8	9	10	11	12	13	14
TECHNICAL ADVISORY EXTENSION PROGRAM	330100000000000												
OO : Community engagement increased													
Outcome Indicator													
1. Number of active partnerships with LGUs, industries, NGOs, NGAs, SMEs and other stakeholders as a result of extension activities		2	3	2	3	10	2	7	3	11	23	13	
Output Indicators													
1. Number of trainees weighted by the length of training		675	675	675	675	2,700	160	1,493	1,448	4,287.00	7,387	4,687	
2. Number of extension programs organized and supported consistent with the SUC's mandated and priority programs		8	8	12	10	38	2	23	9	62	96	58	
3. Percentage of beneficiaries who rate the training course/s and advisory services as satisfactory or higher in terms of quality and relevance		85.00%	85.00%	85.00%	85.00%	85.00%	98.37%	99.00%	99.49%	99.66%	99.66%	14.66%	

Prepared By:  
  
**ELSIE P. ANDRES**  
 Budget Officer  
 Date: 2022-01-31 13:42:54

Recommending Approval:  
  
**DANILO T. BUEN, MBA**  
 Director, FMS  
 Date: 2022-01-31 13:43:13

Approved By:  
  
**EDUARDO T. BAGTANG, CPA, DBM**  
 SUC President III  
 Date: 2022-01-31 13:53:17

STATEMENT OF APPROPRIATIONS, ALLOTMENTS, OBLIGATIONS, DISBURSEMENTS AND BALANCES  
As at the Quarter Ending December 31, 2021

Department :State Universities and Colleges (SUCs)  
Agency :Kalinga State University  
Operating Unit :<not applicable>  
Organization Code :08 019 000000  
Funding Cluster :01 - Regular Agency Fund

X	Current Year Appropriations
	Supplemental Appropriations
	Continuing Appropriations

(e.g. UACS Fund Cluster: 01-Regular Agency Fund, 02-Foreign Assisted Projects Fund, 03-Special Account-Locally Funded/Domestic Grants Fund, and 04-Special Account-Foreign Assisted/Foreign Grants Fund)

Particulars	UACS CODE	Appropriations			Allotments			Current Year Obligations							Current Year Disbursements					Balances			
		Authorized Appropriations	Adjustments (Transfer To/From, Modifications/Augmentations)	Adjusted Appropriations	Allotments Received	Adjustments (Reductions, Modifications/Augmentations)	Transfer To	Transfer From	Adjusted Total Allotments	1st Quarter Ending March 31	2nd Quarter Ending June 30	3rd Quarter Ending Sept. 30	4th Quarter Ending Dec. 31	Total	1st Quarter Ending March 31	2nd Quarter Ending June 30	3rd Quarter Ending Sept. 30	4th Quarter Ending Dec. 31	Total	Unreleased Appropriations	Unobligated Allotment	Unpaid Obligations (15-20) = (23+24)	
		3	4	5=(3+4)	6	7	8	9	10=[(8+(-)7)-8+9]	11	12	13	14	15=(11+12+13+14)	11	12	13	14	15=(11+12+13+14)	21=(5-10)	22=(10-15)	23	24
<b>I. Agency Specific Budget</b>		329,330,000.00	0.00	329,330,000.00	303,041,774.00	0.00	0.00	0.00	303,041,774.00	88,804,686.79	76,049,720.51	46,966,955.25	90,041,570.04	301,862,932.59	51,866,336.19	62,370,995.29	53,491,861.21	83,525,888.77	251,255,081.46	26,288,226.00	1,178,841.41	14,003,121.31	36,604,729.82
General Administration and Support		138,752,000.00	616,000.00	139,368,000.00	113,463,774.00	616,000.00	0.00	0.00	114,079,774.00	51,755,048.56	27,315,398.86	9,183,139.62	25,809,358.97	114,062,946.01	15,568,892.96	12,884,478.64	16,174,481.94	29,360,699.01	73,988,552.55	25,288,226.00	16,827.99	3,469,663.64	36,604,729.82
General Management and Supervision		47,116,000.00	616,000.00	47,732,000.00	47,116,000.00	616,000.00	0.00	0.00	47,732,000.00	8,038,180.55	9,926,036.58	8,833,706.07	20,934,076.80	47,732,000.00	8,038,180.55	9,926,036.58	8,830,567.01	17,467,552.22	44,262,336.36	0.00	0.00	3,469,663.64	0.00
PS		32,712,000.00	3,502,500.00	36,214,500.00	32,712,000.00	3,502,500.00	0.00	0.00	36,214,500.00	6,575,751.79	7,745,513.20	6,432,961.17	15,460,273.84	36,214,500.00	6,575,751.79	7,745,513.20	6,432,961.17	15,409,244.14	36,163,470.30	0.00	0.00	51,029.70	0.00
MOOE		14,404,000.00	(2,886,500.00)	11,517,500.00	14,404,000.00	(2,886,500.00)	0.00	0.00	11,517,500.00	1,462,428.76	2,180,523.38	2,400,744.90	5,473,802.96	11,517,500.00	1,462,428.76	2,180,523.38	2,397,605.84	2,058,308.08	8,098,866.06	0.00	0.00	3,418,633.94	0.00
Administration of Personnel Benefits		29,102,000.00	0.00	29,102,000.00	3,813,774.00	0.00	0.00	0.00	3,813,774.00	0.00	0.00	0.00	3,813,773.97	3,813,773.97	0.00	0.00	0.00	3,813,773.97	3,813,773.97	25,288,226.00	0.03	0.00	0.00
PS		29,102,000.00	0.00	29,102,000.00	3,813,774.00	0.00			3,813,774.00	0.00	0.00	0.00	3,813,773.97	3,813,773.97	0.00	0.00	0.00	3,813,773.97	3,813,773.97	25,288,226.00	0.03	0.00	0.00
Projects		62,534,000.00	0.00	62,534,000.00	62,534,000.00	0.00	0.00	0.00	62,534,000.00	43,716,868.01	17,389,362.28	349,433.55	1,061,508.20	62,517,172.04	7,530,712.41	2,958,442.06	7,343,914.93	8,079,372.82	25,912,442.22	0.00	16,827.96	0.00	36,604,729.82
Locally-Funded Project(s)		62,534,000.00	0.00	62,534,000.00	62,534,000.00	0.00	0.00	0.00	62,534,000.00	43,716,868.01	17,389,362.28	349,433.55	1,061,508.20	62,517,172.04	7,530,712.41	2,958,442.06	7,343,914.93	8,079,372.82	25,912,442.22	0.00	16,827.96	0.00	36,604,729.82
Construction of Four-Storey Library Building - Bulanao Campus		45,000,000.00	0.00	45,000,000.00	45,000,000.00	0.00	0.00	0.00	45,000,000.00	43,716,868.01	389,829.08	349,433.55	543,869.36	45,000,000.00	7,530,712.41	389,829.08	7,343,914.93	5,980,194.34	21,244,650.76	0.00	0.00	0.00	23,755,349.24
CO		45,000,000.00	0.00	45,000,000.00	45,000,000.00	0.00	0.00	0.00	45,000,000.00	43,716,868.01	389,829.08	349,433.55	543,869.36	45,000,000.00	7,530,712.41	389,829.08	7,343,914.93	5,980,194.34	21,244,650.76	0.00	0.00	0.00	23,755,349.24
Construction of Technology and Innovation Park - Bulanao Campus		17,534,000.00	0.00	17,534,000.00	17,534,000.00	0.00	0.00	0.00	17,534,000.00	0.00	16,999,533.20	0.00	517,638.84	17,517,172.04	0.00	2,568,612.98	0.00	2,099,178.48	4,667,791.46	0.00	16,827.96	0.00	12,849,380.58
CO		17,534,000.00	0.00	17,534,000.00	17,534,000.00	0.00	0.00	0.00	17,534,000.00	0.00	16,999,533.20	0.00	517,638.84	17,517,172.04	0.00	2,568,612.98	0.00	2,099,178.48	4,667,791.46	0.00	16,827.96	0.00	12,849,380.58
<b>Sub-Total, General Administration and Support</b>		138,752,000.00	616,000.00	139,368,000.00	113,463,774.00	616,000.00	0.00	0.00	114,079,774.00	51,755,048.56	27,315,398.86	9,183,139.62	25,809,358.97	114,062,946.01	15,568,892.96	12,884,478.64	16,174,481.94	29,360,699.01	73,988,552.55	25,288,226.00	16,827.99	3,469,663.64	36,604,729.82
PS		61,814,000.00	3,502,500.00	65,316,500.00	36,525,774.00	3,502,500.00	0.00	0.00	40,028,274.00	6,575,751.79	7,745,513.20	6,432,961.17	19,274,047.81	40,028,273.97	6,575,751.79	7,745,513.20	6,432,961.17	19,223,018.11	39,977,244.27	25,288,226.00	0.03	51,029.70	0.00
MOOE		14,404,000.00	(2,886,500.00)	11,517,500.00	14,404,000.00	(2,886,500.00)	0.00	0.00	11,517,500.00	1,462,428.76	2,180,523.38	2,400,744.90	5,473,802.96	11,517,500.00	1,462,428.76	2,180,523.38	2,397,605.84	2,058,308.08	8,098,866.06	0.00	0.00	3,418,633.94	0.00
CO		62,534,000.00	0.00	62,534,000.00	62,534,000.00	0.00	0.00	0.00	62,534,000.00	43,716,868.01	17,389,362.28	349,433.55	1,061,508.20	62,517,172.04	7,530,712.41	2,958,442.06	7,343,914.93	8,079,372.82	25,912,442.22	0.00	16,827.96	0.00	36,604,729.82
Support to Operations		913,000.00	0.00	913,000.00	913,000.00	0.00	0.00	0.00	913,000.00	295,815.70	54,743.23	58,610.02	503,831.05	913,000.00	295,815.70	54,743.23	58,610.02	174,467.35	583,636.30	0.00	0.00	329,363.70	0.00
Auxiliary Services		913,000.00	0.00	913,000.00	913,000.00	0.00	0.00	0.00	913,000.00	295,815.70	54,743.23	58,610.02	503,831.05	913,000.00	295,815.70	54,743.23	58,610.02	174,467.35	583,636.30	0.00	0.00	329,363.70	0.00

STATEMENT OF APPROPRIATIONS, ALLOTMENTS, OBLIGATIONS, DISBURSEMENTS AND BALANCES  
As at the Quarter Ending December 31, 2021

Department :State Universities and Colleges (SUCs)  
Agency :Kalinga State University  
Operating Unit :<not applicable>  
Organization Code :08 019 0000000  
Funding Cluster :01 - Regular Agency Fund

X	Current Year Appropriations
	Supplemental Appropriations
	Continuing Appropriations

(e.g. UACS Fund Cluster: 01-Regular Agency Fund, 02-Foreign Assisted Projects Fund, 03-Special Account-Locally Funded/Domestic Grants Fund, and 04-Special Account-Foreign Assisted/Foreign Grants Fund)

Particulars	UACS CODE	Appropriations			Allotments				Current Year Obligations					Current Year Disbursements					Balances				
		Authorized Appropriations	Adjustments (Transfer To/From, Modifications/Augmentations)	Adjusted Appropriations	Allotments Received	Adjustments (Reductions, Modifications/Augmentations)	Transfer To	Transfer From	Adjusted Total Allotments	1st Quarter Ending March 31	2nd Quarter Ending June 30	3rd Quarter Ending Sept. 30	4th Quarter Ending Dec. 31	Total	1st Quarter Ending March 31	2nd Quarter Ending June 30	3rd Quarter Ending Sept. 30	4th Quarter Ending Dec. 31	Total	Unreleased Appropriations	Unobligated Allotment	Unpaid Obligations (15-20) = (23+24)	
		3	4	5=(3+4)	6	7	8	9	10=[(8+(-)7)-8+9]	11	12	13	14	15=(11+12+13+14)	11	12	13	14	15=(11+12+13+14)	21=(5-10)	22=(10-15)	23	24
MOOE		913,000.00	0.00	913,000.00	913,000.00	0.00	0.00	0.00	913,000.00	295,815.70	54,743.23	58,610.02	503,831.05	913,000.00	295,815.70	54,743.23	58,610.02	174,467.35	583,636.30	0.00	0.00	329,363.70	0.00
<b>Sub-Total, Support to Operations</b>		<b>913,000.00</b>	<b>0.00</b>	<b>913,000.00</b>	<b>913,000.00</b>	<b>0.00</b>	<b>0.00</b>	<b>0.00</b>	<b>913,000.00</b>	<b>295,815.70</b>	<b>54,743.23</b>	<b>58,610.02</b>	<b>503,831.05</b>	<b>913,000.00</b>	<b>295,815.70</b>	<b>54,743.23</b>	<b>58,610.02</b>	<b>174,467.35</b>	<b>583,636.30</b>	<b>0.00</b>	<b>0.00</b>	<b>329,363.70</b>	<b>0.00</b>
MOOE		913,000.00	0.00	913,000.00	913,000.00	0.00	0.00	0.00	913,000.00	295,815.70	54,743.23	58,610.02	503,831.05	913,000.00	295,815.70	54,743.23	58,610.02	174,467.35	583,636.30	0.00	0.00	329,363.70	0.00
<b>Operations</b>		<b>189,665,000.00</b>	<b>(616,000.00)</b>	<b>189,049,000.00</b>	<b>188,665,000.00</b>	<b>(616,000.00)</b>	<b>0.00</b>	<b>0.00</b>	<b>188,049,000.00</b>	<b>36,753,822.53</b>	<b>48,679,578.42</b>	<b>37,725,205.61</b>	<b>63,728,380.02</b>	<b>186,886,986.58</b>	<b>36,001,627.53</b>	<b>49,431,773.42</b>	<b>37,258,769.25</b>	<b>53,990,722.41</b>	<b>176,682,892.61</b>	<b>1,000,000.00</b>	<b>1,162,013.42</b>	<b>10,204,093.97</b>	<b>0.00</b>
OO : Relevant and quality tertiary education ensured to achieve inclusive growth and access of deserving but poor students to quality tertiary education increased		173,473,000.00	(616,000.00)	172,857,000.00	172,473,000.00	(616,000.00)	0.00	0.00	171,857,000.00	34,966,544.30	46,952,618.88	35,345,312.22	53,430,511.18	170,694,986.58	34,214,349.30	47,704,813.88	35,238,198.86	50,075,482.14	167,232,844.18	1,000,000.00	1,162,013.42	3,462,142.40	0.00
<b>HIGHER EDUCATION PROGRAM</b>		<b>173,473,000.00</b>	<b>(616,000.00)</b>	<b>172,857,000.00</b>	<b>172,473,000.00</b>	<b>(616,000.00)</b>	<b>0.00</b>	<b>0.00</b>	<b>171,857,000.00</b>	<b>34,966,544.30</b>	<b>46,952,618.88</b>	<b>35,345,312.22</b>	<b>53,430,511.18</b>	<b>170,694,986.58</b>	<b>34,214,349.30</b>	<b>47,704,813.88</b>	<b>35,238,198.86</b>	<b>50,075,482.14</b>	<b>167,232,844.18</b>	<b>1,000,000.00</b>	<b>1,162,013.42</b>	<b>3,462,142.40</b>	<b>0.00</b>
Provision of Higher Education Services		173,473,000.00	(616,000.00)	172,857,000.00	172,473,000.00	(616,000.00)	0.00	0.00	171,857,000.00	34,966,544.30	46,952,618.88	35,345,312.22	53,430,511.18	170,694,986.58	34,214,349.30	47,704,813.88	35,238,198.86	50,075,482.14	167,232,844.18	1,000,000.00	1,162,013.42	3,462,142.40	0.00
PS		156,973,000.00	1,930,500.00	158,903,500.00	156,973,000.00	1,930,500.00	0.00	0.00	158,903,500.00	31,899,995.14	44,022,079.59	33,688,259.36	49,293,153.89	158,903,487.98	31,899,995.14	44,022,079.59	33,688,259.36	49,229,831.21	158,840,165.30	0.00	12.02	63,322.68	0.00
MOOE		15,500,000.00	(2,546,500.00)	12,953,500.00	15,500,000.00	(2,546,500.00)	0.00	0.00	12,953,500.00	3,066,549.16	2,930,539.29	1,657,052.86	4,137,357.29	11,791,498.60	2,314,354.16	3,682,734.29	1,549,939.50	845,650.93	8,392,678.88	0.00	1,162,001.40	3,398,819.72	0.00
<b>Projects</b>		<b>1,000,000.00</b>	<b>0.00</b>	<b>1,000,000.00</b>	<b>0.00</b>	<b>0.00</b>	<b>0.00</b>	<b>0.00</b>	<b>0.00</b>	<b>0.00</b>	<b>0.00</b>	<b>0.00</b>	<b>0.00</b>	<b>0.00</b>	<b>0.00</b>	<b>0.00</b>	<b>0.00</b>	<b>0.00</b>	<b>0.00</b>	<b>1,000,000.00</b>	<b>0.00</b>	<b>0.00</b>	<b>0.00</b>
<b>Locally-Funded Project(s)</b>		<b>1,000,000.00</b>	<b>0.00</b>	<b>1,000,000.00</b>	<b>0.00</b>	<b>0.00</b>	<b>0.00</b>	<b>0.00</b>	<b>0.00</b>	<b>0.00</b>	<b>0.00</b>	<b>0.00</b>	<b>0.00</b>	<b>0.00</b>	<b>0.00</b>	<b>0.00</b>	<b>0.00</b>	<b>0.00</b>	<b>0.00</b>	<b>1,000,000.00</b>	<b>0.00</b>	<b>0.00</b>	<b>0.00</b>
Conduct of Activities for Sports and Culture Development		500,000.00	0.00	500,000.00	0.00	0.00	0.00	0.00	0.00	0.00	0.00	0.00	0.00	0.00	0.00	0.00	0.00	0.00	0.00	500,000.00	0.00	0.00	0.00
MOOE		500,000.00	0.00	500,000.00	0.00	0.00	0.00	0.00	0.00	0.00	0.00	0.00	0.00	0.00	0.00	0.00	0.00	0.00	0.00	500,000.00	0.00	0.00	0.00
ICT Connection and Other Equipment		500,000.00	0.00	500,000.00	0.00	0.00	0.00	0.00	0.00	0.00	0.00	0.00	0.00	0.00	0.00	0.00	0.00	0.00	0.00	500,000.00	0.00	0.00	0.00
MOOE		500,000.00	0.00	500,000.00	0.00	0.00	0.00	0.00	0.00	0.00	0.00	0.00	0.00	0.00	0.00	0.00	0.00	0.00	0.00	500,000.00	0.00	0.00	0.00

**STATEMENT OF APPROPRIATIONS, ALLOTMENTS, OBLIGATIONS, DISBURSEMENTS AND BALANCES**  
As at the Quarter Ending December 31, 2021

Department :State Universities and Colleges (SUCs)  
 Agency :Kalinga State University  
 Operating Unit :<not applicable>  
 Organization Code :08 019 0000000  
 Funding Cluster :01 - Regular Agency Fund

X	Current Year Appropriations
	Supplemental Appropriations
	Continuing Appropriations

(e.g. UACS Fund Cluster: 01-Regular Agency Fund, 02-Foreign Assisted Projects Fund, 03-Special Account-Locally Funded/Domestic Grants Fund, and 04-Special Account-Foreign Assisted/Foreign Grants Fund)

Particulars	UACS CODE	Appropriations			Allotments			Current Year Obligations							Current Year Disbursements					Balances			
		Authorized Appropriations	Adjustments (Transfer To/From, Modifications/ Augmentations)	Adjusted Appropriations	Allotments Received	Adjustments (Reductions, Modifications/ Augmentations)	Transfer To	Transfer From	Adjusted Total Allotments	1st Quarter Ending March 31	2nd Quarter Ending June 30	3rd Quarter Ending Sept. 30	4th Quarter Ending Dec. 31	Total	1st Quarter Ending March 31	2nd Quarter Ending June 30	3rd Quarter Ending Sept. 30	4th Quarter Ending Dec. 31	Total	Unreleased Appropriations	Unobligated Allotment	Unpaid Obligations (15-20) = (23+24)	
		3	4	5=(3+4)	6	7	8	9	10=[(6+(-)7)-8+9]	11	12	13	14	15=(11+12+13+14)	11	12	13	14	15=(11+12+13+14)	21=(5-10)	22=(10-15)	23	24
OO : Higher education research improved to promote economic productivity and innovation		7,845,000.00	0.00	7,845,000.00	7,845,000.00	0.00	0.00	0.00	7,845,000.00	1,061,653.35	555,512.04	1,092,335.85	5,135,498.76	7,845,000.00	1,061,653.35	555,512.04	983,012.85	2,387,925.95	4,988,104.19	0.00	0.00	2,856,895.81	0.00
RESEARCH PROGRAM		7,845,000.00	0.00	7,845,000.00	7,845,000.00	0.00	0.00	0.00	7,845,000.00	1,061,653.35	555,512.04	1,092,335.85	5,135,498.76	7,845,000.00	1,061,653.35	555,512.04	983,012.85	2,387,925.95	4,988,104.19	0.00	0.00	2,856,895.81	0.00
Conduct of Research Services	202000000000	7,845,000.00	0.00	7,845,000.00	7,845,000.00	0.00	0.00	0.00	7,845,000.00	1,061,653.35	555,512.04	1,092,335.85	5,135,498.76	7,845,000.00	1,061,653.35	555,512.04	983,012.85	2,387,925.95	4,988,104.19	0.00	0.00	2,856,895.81	0.00
PS		0.00	994,500.00	994,500.00	0.00	994,500.00	0.00	0.00	994,500.00	0.00	0.00	0.00	994,500.00	994,500.00	0.00	0.00	0.00	994,500.00	994,500.00	0.00	0.00	0.00	0.00
MOOE		7,845,000.00	(994,500.00)	6,850,500.00	7,845,000.00	(994,500.00)	0.00	0.00	6,850,500.00	1,061,653.35	555,512.04	1,092,335.85	4,140,998.76	6,850,500.00	1,061,653.35	555,512.04	983,012.85	1,393,425.95	3,993,604.19	0.00	0.00	2,856,895.81	0.00
OO : Community engagement increased		8,347,000.00	0.00	8,347,000.00	8,347,000.00	0.00	0.00	0.00	8,347,000.00	725,624.88	1,171,447.50	1,287,557.54	5,162,370.08	8,347,000.00	725,624.88	1,171,447.50	1,037,557.54	1,527,314.32	4,461,944.24	0.00	0.00	3,885,055.76	0.00
TECHNICAL ADVISORY EXTENSION PROGRAM		8,347,000.00	0.00	8,347,000.00	8,347,000.00	0.00	0.00	0.00	8,347,000.00	725,624.88	1,171,447.50	1,287,557.54	5,162,370.08	8,347,000.00	725,624.88	1,171,447.50	1,037,557.54	1,527,314.32	4,461,944.24	0.00	0.00	3,885,055.76	0.00
Provision of Extension Services	330000000000	8,347,000.00	0.00	8,347,000.00	8,347,000.00	0.00	0.00	0.00	8,347,000.00	725,624.88	1,171,447.50	1,287,557.54	5,162,370.08	8,347,000.00	725,624.88	1,171,447.50	1,037,557.54	1,527,314.32	4,461,944.24	0.00	0.00	3,885,055.76	0.00
PS		0.00	567,500.00	567,500.00	0.00	567,500.00	0.00	0.00	567,500.00	0.00	0.00	0.00	567,500.00	567,500.00	0.00	0.00	0.00	567,500.00	567,500.00	0.00	0.00	0.00	0.00
MOOE		8,347,000.00	(567,500.00)	7,779,500.00	8,347,000.00	(567,500.00)	0.00	0.00	7,779,500.00	725,624.88	1,171,447.50	1,287,557.54	4,594,870.08	7,779,500.00	725,624.88	1,171,447.50	1,037,557.54	959,814.32	3,894,444.24	0.00	0.00	3,885,055.76	0.00
Sub-Total, Operations		189,665,000.00	(616,000.00)	189,049,000.00	188,665,000.00	(616,000.00)	0.00	0.00	188,049,000.00	36,753,822.53	48,679,578.42	37,725,205.61	63,728,380.02	186,886,986.58	36,001,627.53	49,431,773.42	37,258,769.25	53,990,722.41	176,682,892.61	1,000,000.00	1,162,013.42	10,204,093.97	0.00
PS		156,973,000.00	3,492,500.00	160,465,500.00	156,973,000.00	3,492,500.00	0.00	0.00	160,465,500.00	31,899,995.14	44,022,079.59	33,688,259.36	50,855,153.89	160,465,487.98	31,899,995.14	44,022,079.59	33,688,259.36	50,791,831.21	160,402,165.30	0.00	12.02	63,322.68	0.00
MOOE		32,692,000.00	(4,108,500.00)	28,583,500.00	31,692,000.00	(4,108,500.00)	0.00	0.00	27,583,500.00	4,853,827.39	4,657,498.83	4,036,946.25	12,873,226.13	26,421,498.60	4,101,632.39	5,409,693.83	3,570,509.89	3,198,891.20	16,280,727.31	1,000,000.00	1,162,001.40	10,140,771.29	0.00
Sub-Total, I. Agency-Specific		329,330,000.00	0.00	329,330,000.00	303,041,774.00	0.00	0.00	0.00	303,041,774.00	88,804,686.79	76,049,720.51	46,966,955.25	90,041,570.04	301,862,932.59	51,866,336.19	62,370,995.29	53,491,861.21	83,525,888.77	251,255,081.46	26,288,226.00	1,178,841.41	14,003,121.31	36,604,729.82
PS		218,787,000.00	6,995,000.00	225,782,000.00	193,498,774.00	6,995,000.00	0.00	0.00	200,493,774.00	38,475,746.93	51,767,592.79	40,121,220.53	70,129,201.70	200,493,761.95	38,475,746.93	51,767,592.79	40,121,220.53	70,014,849.32	200,379,409.57	25,288,226.00	12.05	114,352.38	0.00
MOOE		48,009,000.00	(6,995,000.00)	41,014,000.00	47,009,000.00	(6,995,000.00)	0.00	0.00	40,014,000.00	6,612,071.85	6,892,765.44	6,496,301.17	18,850,860.14	38,851,998.60	5,859,876.85	7,644,960.44	6,026,725.75	5,431,666.63	24,963,229.67	1,000,000.00	1,162,001.40	13,888,768.93	0.00
CO		62,534,000.00	0.00	62,534,000.00	62,534,000.00	0.00	0.00	0.00	62,534,000.00	43,716,868.01	17,389,362.28	349,433.55	1,061,508.20	62,517,172.04	7,530,712.41	2,958,442.06	7,343,914.93	8,079,372.82	25,912,442.22	0.00	16,827.96	0.00	36,604,729.82
II. Automatic Appropriations																							
Retirement and Life Insurance Premiums		16,733,000.00	0.00	16,733,000.00	16,733,000.00	0.00	0.00	0.00	16,733,000.00	4,039,800.16	4,033,432.76	4,011,082.93	4,026,858.30	16,111,174.15	4,039,800.16	4,033,432.76	4,011,082.93	4,026,858.30	16,111,174.15	0.00	621,825.85	0.00	0.00
PS		16,733,000.00	0.00	16,733,000.00	16,733,000.00	0.00	0.00	0.00	16,733,000.00	4,039,800.16	4,033,432.76	4,011,082.93	4,026,858.30	16,111,174.15	4,039,800.16	4,033,432.76	4,011,082.93	4,026,858.30	16,111,174.15	0.00	621,825.85	0.00	0.00

STATEMENT OF APPROPRIATIONS, ALLOTMENTS, OBLIGATIONS, DISBURSEMENTS AND BALANCES  
As at the Quarter Ending December 31, 2021

Department :State Universities and Colleges (SUCs)  
Agency :Kalinga State University  
Operating Unit :<not applicable>  
Organization Code :08 019 0000000  
Funding Cluster :01 - Regular Agency Fund

X	Current Year Appropriations
	Supplemental Appropriations
	Continuing Appropriations


(e.g. UACS Fund Cluster: 01-Regular Agency Fund, 02-Foreign Assisted Projects Fund, 03-Special Account-Locally Funded/Domestic Grants Fund, and 04-Special Account-Foreign Assisted/Foreign Grants Fund)

Particulars	UACS CODE	Appropriations			Allotments			Current Year Obligations							Current Year Disbursements					Balances			
		Authorized Appropriations	Adjustments (Transfer To/From, Modifications/Augmentations)	Adjusted Appropriations	Allotments Received	Adjustments (Reductions, Modifications/Augmentations)	Transfer To	Transfer From	Adjusted Total Allotments	1st Quarter Ending March 31	2nd Quarter Ending June 30	3rd Quarter Ending Sept. 30	4th Quarter Ending Dec. 31	Total	1st Quarter Ending March 31	2nd Quarter Ending June 30	3rd Quarter Ending Sept. 30	4th Quarter Ending Dec. 31	Total	Unreleased Appropriations	Unobligated Allotment	Unpaid Obligations (15-20) = (23+24)	
1	2	3	4	5=(3+4)	6	7	8	9	10=[(6+(-)7)-8+9]	11	12	13	14	15=(11+12+13+14)	11	12	13	14	15=(11+12+13+14)	21=(5-10)	22=(10-15)	23	24
<b>Sub-Total, II. Automatic Appropriations</b>		16,733,000.00	0.00	16,733,000.00	16,733,000.00	0.00	0.00	0.00	16,733,000.00	4,039,800.16	4,033,432.76	4,011,082.93	4,026,858.30	16,111,174.15	4,039,800.16	4,033,432.76	4,011,082.93	4,026,858.30	16,111,174.15	0.00	621,825.85	0.00	0.00
PS		16,733,000.00	0.00	16,733,000.00	16,733,000.00	0.00	0.00	0.00	16,733,000.00	4,039,800.16	4,033,432.76	4,011,082.93	4,026,858.30	16,111,174.15	4,039,800.16	4,033,432.76	4,011,082.93	4,026,858.30	16,111,174.15	0.00	621,825.85	0.00	0.00
<b>III. Special Purpose Fund</b>																							
<b>Pension and Gratuity Fund</b>		0.00	1,429,347.00	1,429,347.00	0.00	1,429,347.00	0.00	0.00	1,429,347.00	0.00	0.00	0.00	1,429,346.70	1,429,346.70	0.00	0.00	0.00	1,429,346.70	1,429,346.70	0.00	0.30	0.00	0.00
PS		0.00	1,429,347.00	1,429,347.00	0.00	1,429,347.00	0.00	0.00	1,429,347.00	0.00	0.00	0.00	1,429,346.70	1,429,346.70	0.00	0.00	0.00	1,429,346.70	1,429,346.70	0.00	0.30	0.00	0.00
<b>Sub-Total, III. Special Purpose Fund</b>		0.00	1,429,347.00	1,429,347.00	0.00	1,429,347.00	0.00	0.00	1,429,347.00	0.00	0.00	0.00	1,429,346.70	1,429,346.70	0.00	0.00	0.00	1,429,346.70	1,429,346.70	0.00	0.30	0.00	0.00
PS		0.00	1,429,347.00	1,429,347.00	0.00	1,429,347.00	0.00	0.00	1,429,347.00	0.00	0.00	0.00	1,429,346.70	1,429,346.70	0.00	0.00	0.00	1,429,346.70	1,429,346.70	0.00	0.30	0.00	0.00
<b>GRAND TOTAL</b>		346,063,000.00	1,429,347.00	347,492,347.00	319,774,774.00	1,429,347.00	0.00	0.00	321,204,121.00	92,844,486.95	80,083,153.27	50,978,038.18	95,497,775.04	319,403,453.44	55,906,136.35	66,404,428.05	57,502,944.14	88,982,093.77	268,795,602.31	26,288,226.00	1,800,667.56	14,003,121.31	36,604,729.82
PS		235,520,000.00	8,424,347.00	243,944,347.00	210,231,774.00	8,424,347.00	0.00	0.00	218,656,121.00	42,515,547.09	55,801,025.55	44,132,303.46	75,585,406.70	218,034,282.80	42,515,547.09	55,801,025.55	44,132,303.46	75,471,054.32	217,919,930.42	25,288,226.00	621,838.20	114,352.38	0.00
MOOE		48,009,000.00	(6,995,000.00)	41,014,000.00	47,009,000.00	(6,995,000.00)	0.00	0.00	40,014,000.00	6,612,071.85	6,892,765.44	6,496,301.17	18,850,860.14	38,851,998.60	5,859,876.85	7,644,960.44	6,026,725.75	5,431,666.63	24,963,229.67	1,000,000.00	1,162,001.40	13,888,768.93	0.00
CO		62,534,000.00	0.00	62,534,000.00	62,534,000.00	0.00	0.00	62,534,000.00	43,716,868.01	17,389,362.28	349,433.55	1,061,508.20	62,517,172.04	7,530,712.41	2,958,442.06	7,343,914.93	8,079,372.82	25,912,442.22	0.00	16,827.96	0.00	36,604,729.82	

Recapitulation by OO:

I. Agency Specific Budget	189,665,000.00	(616,000.00)	189,049,000.00	188,665,000.00	(616,000.00)	0.00	0.00	188,049,000.00	36,753,822.53	48,679,578.42	37,725,205.61	63,728,380.02	186,886,986.58	36,001,627.53	49,431,773.42	37,258,769.25	53,990,722.41	176,682,892.61	1,000,000.00	1,162,013.42	10,204,093.97	0.00
HIGHER EDUCATION PROGRAM	173,473,000.00	(616,000.00)	172,857,000.00	172,473,000.00	(616,000.00)	0.00	0.00	171,857,000.00	34,966,544.30	46,952,618.88	35,345,312.22	53,430,511.18	170,694,986.58	34,214,349.30	47,704,813.88	35,238,198.86	50,075,482.14	167,232,844.18	1,000,000.00	1,162,013.42	3,462,142.40	0.00
RESEARCH PROGRAM	7,845,000.00	0.00	7,845,000.00	7,845,000.00	0.00	0.00	7,845,000.00	1,061,653.35	555,512.04	1,092,335.85	5,135,498.76	7,845,000.00	1,061,653.35	555,512.04	983,012.85	2,387,925.95	4,988,104.19	0.00	0.00	2,856,895.81	0.00	
TECHNICAL ADVISORY EXTENSION PROGRAM	8,347,000.00	0.00	8,347,000.00	8,347,000.00	0.00	0.00	8,347,000.00	725,624.88	1,171,447.50	1,287,557.54	5,162,370.08	8,347,000.00	725,624.88	1,171,447.50	1,037,557.54	1,527,314.32	4,461,944.24	0.00	0.00	3,885,055.76	0.00	


Certified Correct:

  
ELSIE P. ANDRES  
Budget Officer  
Date: 2022-01-24 12:38:51


Certified Correct:

  
ARNOLD A. TANDING, CPA, MBA  
Accountant III  
Date: 2022-01-24 12:38:51

Recommending Approval:

  
DANILO T. BUEN, MBA  
Director, FMS  
Date: 2021-10-16 10:15:01

Approved By:

  
EDUARDO T. BAGTANG, CPA, DBM  
SUC President III  
Date: 2022-01-24 13:47:50


STATEMENT OF APPROPRIATIONS, ALLOTMENTS, OBLIGATIONS, DISBURSEMENTS AND BALANCES BY OBJECT OF EXPENDITURES  
As at the Quarter Ending December 31, 2021


Department :State Universities and Colleges (SUCs)  
Agency :Kalinga State University  
Operating Unit :<not applicable>  
Organization Code :08 019 0000000  
Funding Cluster :01 - Regular Agency Fund

	Current Year Appropriations
	Supplemental Appropriations
X	Continuing Appropriations


(e.g. UACS Fund Cluster: 01-Regular Agency Fund, 02-Foreign Assisted Projects Fund, 03-Special Account-Locally Funded/Domestic Grants Fund, and 04-Special Account-Foreign Assisted/Foreign Grants Fund)

Particulars	UACS CODE	Appropriations			Allotments					Current Year Obligations					Current Year Disbursements					Balances			
		Authorized Appropriations	Adjustments (Transfer To/From, Modifications/Augmentations)	Adjusted Appropriations	Allotments Received	Adjustments (Reductions, Modifications/Augmentations)	Transfer To	Transfer From	Adjusted Total Allotments	1st Quarter Ending March 31	2nd Quarter Ending June 30	3rd Quarter Ending Sept. 30	4th Quarter Ending Dec. 31	Total	1st Quarter Ending March 31	2nd Quarter Ending June 30	3rd Quarter Ending Sept. 30	4th Quarter Ending Dec. 31	Total	Unreleased Appropriations	Unobligated Allotment	Unpaid Obligations (15-20) = (23+24)	
																						Due and Demandable	Not Yet Due and Demandable
1	2	3	4	5=(3+4)	6	7	8	9	10=[(6+(-)-7)-8+9]	11	12	13	14	15=(11+12+13+14)	16	17	18	19	20	21=(5-10)	22=(10-15)	23	24
I. Continuing Appropriations		4,076,340.00	0.00	4,076,340.00	4,076,340.00	0.00	0.00	0.00	4,076,340.00	0.00	0.00	0.00	4,076,340.00	4,076,340.00	0.00	0.00	0.00	4,076,340.00	4,076,340.00	0.00	0.00	0.00	0.00
I. Agency Specific Budget		4,076,340.00	0.00	4,076,340.00	4,076,340.00	0.00	0.00	0.00	4,076,340.00	0.00	0.00	0.00	4,076,340.00	4,076,340.00	0.00	0.00	0.00	4,076,340.00	4,076,340.00	0.00	0.00	0.00	0.00
General Administration and Support	1000000000000000	4,076,340.00	0.00	4,076,340.00	4,076,340.00	0.00	0.00	0.00	4,076,340.00	0.00	0.00	0.00	4,076,340.00	4,076,340.00	0.00	0.00	0.00	4,076,340.00	4,076,340.00	0.00	0.00	0.00	0.00
Administration of Personnel Benefits	100000100002000	4,076,340.00	0.00	4,076,340.00	4,076,340.00	0.00	0.00	0.00	4,076,340.00	0.00	0.00	0.00	4,076,340.00	4,076,340.00	0.00	0.00	0.00	4,076,340.00	4,076,340.00	0.00	0.00	0.00	0.00
PS		4,076,340.00	0.00	4,076,340.00	4,076,340.00	0.00			4,076,340.00	0.00	0.00	0.00	4,076,340.00	4,076,340.00	0.00	0.00	0.00	4,076,340.00	4,076,340.00	0.00	0.00	0.00	0.00
Sub-Total, General Administration and Support		4,076,340.00	0.00	4,076,340.00	4,076,340.00	0.00	0.00	0.00	4,076,340.00	0.00	0.00	0.00	4,076,340.00	4,076,340.00	0.00	0.00	0.00	4,076,340.00	4,076,340.00	0.00	0.00	0.00	0.00
PS		4,076,340.00	0.00	4,076,340.00	4,076,340.00	0.00	0.00	0.00	4,076,340.00	0.00	0.00	0.00	4,076,340.00	4,076,340.00	0.00	0.00	0.00	4,076,340.00	4,076,340.00	0.00	0.00	0.00	0.00
MOOE		0.00	0.00	0.00	0.00	0.00	0.00	0.00	0.00	0.00	0.00	0.00	0.00	0.00	0.00	0.00	0.00	0.00	0.00	0.00	0.00	0.00	0.00
FinEx (if Applicable)		0.00	0.00	0.00	0.00	0.00	0.00	0.00	0.00	0.00	0.00	0.00	0.00	0.00	0.00	0.00	0.00	0.00	0.00	0.00	0.00	0.00	0.00
CO		0.00	0.00	0.00	0.00	0.00	0.00	0.00	0.00	0.00	0.00	0.00	0.00	0.00	0.00	0.00	0.00	0.00	0.00	0.00	0.00	0.00	0.00
GRAND TOTAL		4,076,340.00	0.00	4,076,340.00	4,076,340.00	0.00	0.00	0.00	4,076,340.00	0.00	0.00	0.00	4,076,340.00	4,076,340.00	0.00	0.00	0.00	4,076,340.00	4,076,340.00	0.00	0.00	0.00	0.00
PS		4,076,340.00	0.00	4,076,340.00	4,076,340.00	0.00	0.00	0.00	4,076,340.00	0.00	0.00	0.00	4,076,340.00	4,076,340.00	0.00	0.00	0.00	4,076,340.00	4,076,340.00	0.00	0.00	0.00	0.00
MOOE		0.00	0.00	0.00	0.00	0.00	0.00	0.00	0.00	0.00	0.00	0.00	0.00	0.00	0.00	0.00	0.00	0.00	0.00	0.00	0.00	0.00	0.00
FinEx (if Applicable)		0.00	0.00	0.00	0.00	0.00	0.00	0.00	0.00	0.00	0.00	0.00	0.00	0.00	0.00	0.00	0.00	0.00	0.00	0.00	0.00	0.00	0.00
CO		0.00	0.00	0.00	0.00	0.00	0.00	0.00	0.00	0.00	0.00	0.00	0.00	0.00	0.00	0.00	0.00	0.00	0.00	0.00	0.00	0.00	0.00

Certified Correct:  
  
ELSIE P. ANDRES  
Budget Officer  
Date: 2022-01-24 12:38:51

Certified Correct:  
  
ARNOLD A. TANDING, CPA, MBA  
Accountant III  
Date: 2022-01-24 12:38:51

Recommending Approval:  
  
DANILO T. BUEN, MBA  
Director, FMS  
Date: 2022-01-24 13:33:48

Approved By:  
  
EDUARDO T. BAGTANG, CPA, DBM  
SUC President III  
Date: 2022-01-24 13:47:50

STATEMENT OF APPROPRIATIONS, ALLOTMENTS, OBLIGATIONS, DISBURSEMENTS AND BALANCES BY OBJECT OF EXPENDITURES  
As at the Quarter Ending December 31, 2021

Department :State Universities and Colleges (SUCs)  
Agency :Kalinga State University  
Operating Unit :<not applicable>  
Organization Code :08 019 0000000  
Funding Cluster :01 - Regular Agency Fund

X	Current Year Appropriations
	Supplemental Appropriations
	Continuing Appropriations

(e.g. UACS Fund Cluster: 01-Regular Agency Fund, 02-Foreign Assisted Projects Fund, 03-Special Account-Locally Funded/Domestic Grants Fund, and 04-Special Account-Foreign Assisted/Foreign Grants Fund)

Particulars	UACS CODE	Appropriations			Allotments					Obligations					Disbursements					Balances			
		Authorized Appropriations	Adjustments (Transfer To/From, Modifications/Augmentations)	Adjusted Appropriations	Allotments Received	Adjustments (Reductions, Modifications/Augmentations)	Transfer To	Transfer From	Adjusted Total Allotments	1st Quarter Ending March 31	2nd Quarter Ending June 30	3rd Quarter Ending Sept. 30	4th Quarter Ending Dec. 31	Total	1st Quarter Ending March 31	2nd Quarter Ending June 30	3rd Quarter Ending Sept. 30	4th Quarter Ending Dec. 31	Total	Unreleased Appropriations	Unobligated Allotment	Unpaid Obligations (15-20) = (23+24)	
																						Due and Demandable	Not Yet Due and Demandable
1	2	3	4	5=(3+4)	6	7	8	9	10=[(6+(-)7)-8+9]	11	12	13	14	15=(11+12+13+14)	16	17	18	19	20=(16+17+18+19)	21=(5-10)	22=(10-15)	23	24
<b>SUMMARY</b>		346,063,000.00	1,429,347.00	347,492,347.00	319,774,774.00	1,429,347.00	0.00	0.00	321,204,121.00	92,844,486.95	80,083,153.27	50,978,038.18	95,497,775.04	319,403,453.44	55,906,136.35	66,404,428.05	57,502,944.14	88,982,093.77	268,795,602.31	26,288,226.00	1,800,667.56	14,003,121.31	36,604,729.82
<b>A. AGENCY SPECIFIC BUDGET</b>		329,330,000.00	0.00	329,330,000.00	303,041,774.00	0.00	0.00	0.00	303,041,774.00	88,804,686.79	76,049,720.51	46,966,955.25	90,041,570.04	301,862,932.59	51,866,336.19	62,370,995.29	53,491,861.21	83,525,888.77	251,255,081.46	26,288,226.00	1,178,841.41	14,003,121.31	36,604,729.82
Personnel Services		218,787,000.00	6,995,000.00	225,782,000.00	193,498,774.00	6,995,000.00	0.00	0.00	200,493,774.00	38,475,746.93	51,767,592.79	40,121,220.53	70,129,201.70	200,493,761.95	38,475,746.93	51,767,592.79	40,121,220.53	70,014,849.32	200,379,409.57	25,288,226.00	12.05	114,352.38	0.00
Salaries and Wages	501010000	140,220,000.00	(2,756,000.00)	137,464,000.00	140,220,000.00	(2,756,000.00)	0.00	0.00	137,464,000.00	33,820,126.93	33,830,724.61	34,121,080.49	35,692,055.95	137,463,987.98	33,820,126.93	33,830,724.61	34,121,080.49	35,681,971.27	137,453,903.30	0.00	12.02	10,084.68	0.00
Salaries and Wages - Regular	501010100	139,435,000.00	(2,756,000.00)	136,679,000.00	139,435,000.00	(2,756,000.00)	0.00	0.00	136,679,000.00	33,820,126.93	33,760,259.87	34,116,343.76	34,982,257.42	136,678,987.98	33,820,126.93	33,760,259.87	34,116,343.76	34,972,172.74	136,668,903.30	0.00	12.02	10,084.68	0.00
Salary - Civilian	501010100	139,435,000.00	(2,756,000.00)	136,679,000.00	139,435,000.00	(2,756,000.00)	0.00	0.00	136,679,000.00	33,820,126.93	33,760,259.87	34,116,343.76	34,982,257.42	136,678,987.98	33,820,126.93	33,760,259.87	34,116,343.76	34,972,172.74	136,668,903.30	0.00	12.02	10,084.68	0.00
Salaries and Wages - Casual/ Contractual	501010200	785,000.00	0.00	785,000.00	785,000.00	0.00	0.00	0.00	785,000.00	0.00	70,464.74	4,736.73	709,798.53	785,000.00	0.00	70,464.74	4,736.73	709,798.53	785,000.00	0.00	0.00	0.00	0.00
Other Compensation	501020000	46,981,000.00	9,128,774.00	56,109,774.00	46,981,000.00	9,128,774.00	0.00	0.00	56,109,774.00	4,031,895.64	17,352,380.74	5,415,996.61	29,309,500.98	56,109,773.97	4,031,895.64	17,352,380.74	5,415,996.61	29,205,233.28	56,005,506.27	0.00	0.03	104,267.70	0.00
Personal Economic Relief Allowance (PERA)	501020100	6,720,000.00	0.00	6,720,000.00	6,720,000.00	0.00	0.00	0.00	6,720,000.00	1,669,000.00	1,664,727.28	1,665,857.07	1,720,415.65	6,720,000.00	1,669,000.00	1,664,727.28	1,665,857.07	1,720,415.65	6,720,000.00	0.00	0.00	0.00	0.00
PERA - Civilian	501020100	6,720,000.00	0.00	6,720,000.00	6,720,000.00	0.00	0.00	0.00	6,720,000.00	1,669,000.00	1,664,727.28	1,665,857.07	1,720,415.65	6,720,000.00	1,669,000.00	1,664,727.28	1,665,857.07	1,720,415.65	6,720,000.00	0.00	0.00	0.00	0.00
ion Allowance (RA)	501020200	180,000.00	0.00	180,000.00	180,000.00	0.00	0.00	0.00	180,000.00	48,000.00	48,000.00	48,000.00	36,000.00	180,000.00	48,000.00	48,000.00	48,000.00	36,000.00	180,000.00	0.00	0.00	0.00	0.00
on Allowance (TA)	501020300	180,000.00	0.00	180,000.00	180,000.00	0.00	0.00	0.00	180,000.00	48,000.00	48,000.00	48,000.00	36,000.00	180,000.00	48,000.00	48,000.00	48,000.00	36,000.00	180,000.00	0.00	0.00	0.00	0.00
Transportation Allowance (TA)	501020300	180,000.00	0.00	180,000.00	180,000.00	0.00	0.00	0.00	180,000.00	48,000.00	48,000.00	48,000.00	36,000.00	180,000.00	48,000.00	48,000.00	48,000.00	36,000.00	180,000.00	0.00	0.00	0.00	0.00
form Allowance	501020400	1,680,000.00	0.00	1,680,000.00	1,680,000.00	0.00	0.00	0.00	1,680,000.00	0.00	1,656,000.00	0.00	24,000.00	1,680,000.00	0.00	1,656,000.00	0.00	24,000.00	1,680,000.00	0.00	0.00	0.00	0.00
Uniform Allowance - Civilian	501020400	1,680,000.00	0.00	1,680,000.00	1,680,000.00	0.00	0.00	0.00	1,680,000.00	0.00	1,656,000.00	0.00	24,000.00	1,680,000.00	0.00	1,656,000.00	0.00	24,000.00	1,680,000.00	0.00	0.00	0.00	0.00



STATEMENT OF APPROPRIATIONS, ALLOTMENTS, OBLIGATIONS, DISBURSEMENTS AND BALANCES BY OBJECT OF EXPENDITURES  
As at the Quarter Ending December 31, 2021

Department :State Universities and Colleges (SUCs)  
Agency :Kalinga State University  
Operating Unit :<not applicable>  
Organization Code :08 019 0000000  
Funding Cluster :01 - Regular Agency Fund

X	Current Year Appropriations
	Supplemental Appropriations
	Continuing Appropriations

(e.g. UACS Fund Cluster: 01-Regular Agency Fund, 02-Foreign Assisted Projects Fund, 03-Special Account-Locally Funded/Domestic Grants Fund, and 04-Special Account-Foreign Assisted/Foreign Grants Fund)

Particulars	UACS CODE	Appropriations			Allotments					Obligations					Disbursements					Balances			
		Authorized Appropriations	Adjustments (Transfer To/From, Modifications/Augmentations)	Adjusted Appropriations	Allotments Received	Adjustments (Reductions, Modifications/Augmentations)	Transfer To	Transfer From	Adjusted Total Allotments	1st Quarter Ending March 31	2nd Quarter Ending June 30	3rd Quarter Ending Sept. 30	4th Quarter Ending Dec. 31	Total	1st Quarter Ending March 31	2nd Quarter Ending June 30	3rd Quarter Ending Sept. 30	4th Quarter Ending Dec. 31	Total	Unreleased Appropriations	Unobligated Allotment	Unpaid Obligations (15-20) = (23+24)	
																						Due and Demandable	Not Yet Due and Demandable
1	2	3	4	5=(3+4)	6	7	8	9	10=[(6+(-)7)-8+9]	11	12	13	14	15=(11+12+13+14)	16	17	18	19	20=(16+17+18+19)	21=(5-10)	22=(10-15)	23	24
Subsistence Allowance (SA)	501020500	59,000.00	0.00	59,000.00	59,000.00	0.00	0.00	0.00	59,000.00	9,900.00	9,900.00	9,900.00	29,300.00	59,000.00	9,900.00	9,900.00	9,900.00	29,300.00	59,000.00	0.00	0.00	0.00	0.00
nce Allowanc e - Magna Carta for Public Health Workers under R.A.	501020500	59,000.00	0.00	59,000.00	59,000.00	0.00	0.00	0.00	59,000.00	9,900.00	9,900.00	9,900.00	29,300.00	59,000.00	9,900.00	9,900.00	9,900.00	29,300.00	59,000.00	0.00	0.00	0.00	0.00
Honoraria	501021000	10,966,000.00	0.00	10,966,000.00	10,966,000.00	0.00	0.00	0.00	10,966,000.00	1,455,995.64	2,648,964.46	3,644,239.54	3,216,800.36	10,966,000.00	1,455,995.64	2,648,964.46	3,644,239.54	3,211,059.66	10,960,259.30	0.00	0.00	5,740.70	0.00
Honoraria - Civilian	501021000	10,966,000.00	0.00	10,966,000.00	10,966,000.00	0.00	0.00	0.00	10,966,000.00	1,455,995.64	2,648,964.46	3,644,239.54	3,216,800.36	10,966,000.00	1,455,995.64	2,648,964.46	3,644,239.54	3,211,059.66	10,960,259.30	0.00	0.00	5,740.70	0.00
Hazard Pay (HP)	501021100	303,000.00	0.00	303,000.00	303,000.00	0.00	0.00	0.00	303,000.00	0.00	0.00	0.00	303,000.00	303,000.00	0.00	0.00	0.00	303,000.00	303,000.00	0.00	0.00	0.00	0.00
HP - Magna Carta Benefits for Public Health	501021100	303,000.00	0.00	303,000.00	303,000.00	0.00	0.00	0.00	303,000.00	0.00	0.00	0.00	303,000.00	303,000.00	0.00	0.00	0.00	303,000.00	303,000.00	0.00	0.00	0.00	0.00
Year End	501021400	11,619,000.00	0.00	11,619,000.00	11,619,000.00	0.00	0.00	0.00	11,619,000.00	0.00	0.00	0.00	11,619,000.00	11,619,000.00	0.00	0.00	0.00	11,619,000.00	11,619,000.00	0.00	0.00	0.00	0.00
Bonus - Civilian	501021400	11,619,000.00	0.00	11,619,000.00	11,619,000.00	0.00	0.00	0.00	11,619,000.00	0.00	0.00	0.00	11,619,000.00	11,619,000.00	0.00	0.00	0.00	11,619,000.00	11,619,000.00	0.00	0.00	0.00	0.00
Cash Gift	501021500	1,400,000.00	0.00	1,400,000.00	1,400,000.00	0.00	0.00	0.00	1,400,000.00	0.00	0.00	0.00	1,400,000.00	1,400,000.00	0.00	0.00	0.00	1,400,000.00	1,400,000.00	0.00	0.00	0.00	0.00
Cash Gift - Civilian	501021500	1,400,000.00	0.00	1,400,000.00	1,400,000.00	0.00	0.00	0.00	1,400,000.00	0.00	0.00	0.00	1,400,000.00	1,400,000.00	0.00	0.00	0.00	1,400,000.00	1,400,000.00	0.00	0.00	0.00	0.00
Mid-Year Bonus -	501021600	11,619,000.00	0.00	11,619,000.00	11,619,000.00	0.00	0.00	0.00	11,619,000.00	0.00	11,276,789.00	0.00	342,211.00	11,619,000.00	0.00	11,276,789.00	0.00	342,211.00	11,619,000.00	0.00	0.00	0.00	0.00
Mid-Year Bonus - Civilian	501021600	11,619,000.00	0.00	11,619,000.00	11,619,000.00	0.00	0.00	0.00	11,619,000.00	0.00	11,276,789.00	0.00	342,211.00	11,619,000.00	0.00	11,276,789.00	0.00	342,211.00	11,619,000.00	0.00	0.00	0.00	0.00
Other Bonuses and	501029900	2,255,000.00	9,128,774.00	11,383,774.00	2,255,000.00	9,128,774.00	0.00	0.00	11,383,774.00	801,000.00	0.00	0.00	10,582,773.97	11,383,773.97	801,000.00	0.00	0.00	10,484,246.97	11,285,246.97	0.00	0.03	98,527.00	0.00
Collective Negotiation Agreement Incentive	501029901	0.00	6,995,000.00	6,995,000.00	0.00	6,995,000.00	0.00	0.00	6,995,000.00	0.00	0.00	0.00	6,995,000.00	6,995,000.00	0.00	0.00	0.00	6,896,473.00	6,896,473.00	0.00	0.00	98,527.00	0.00
Productivity Enhancement	501029902	1,400,000.00	0.00	1,400,000.00	1,400,000.00	0.00	0.00	0.00	1,400,000.00	0.00	0.00	0.00	1,400,000.00	1,400,000.00	0.00	0.00	0.00	1,400,000.00	1,400,000.00	0.00	0.00	0.00	0.00
Performance Based Bonus -	501029904	0.00	2,133,774.00	2,133,774.00	0.00	2,133,774.00	0.00	0.00	2,133,774.00	0.00	0.00	0.00	2,133,773.97	2,133,773.97	0.00	0.00	0.00	2,133,773.97	2,133,773.97	0.00	0.03	0.00	0.00

STATEMENT OF APPROPRIATIONS, ALLOTMENTS, OBLIGATIONS, DISBURSEMENTS AND BALANCES BY OBJECT OF EXPENDITURES  
As at the Quarter Ending December 31, 2021

Department :State Universities and Colleges (SUCs)  
Agency :Kalinga State University  
Operating Unit :<not applicable>  
Organization Code :08 019 0000000  
Funding Cluster :01 - Regular Agency Fund

X	Current Year Appropriations
	Supplemental Appropriations
	Continuing Appropriations

(e.g. UACS Fund Cluster: 01-Regular Agency Fund, 02-Foreign Assisted Projects Fund, 03-Special Account-Locally Funded/Domestic Grants Fund, and 04-Special Account-Foreign Assisted/Foreign Grants Fund)

Particulars	UACS CODE	Appropriations			Allotments					Obligations					Disbursements					Balances				
		Authorized Appropriations	Adjustments (Transfer To/From, Modifications/Augmentations)	Adjusted Appropriations	Allotments Received	Adjustments (Reductions, Modifications/Augmentations)	Transfer To	Transfer From	Adjusted Total Allotments	1st Quarter Ending March 31	2nd Quarter Ending June 30	3rd Quarter Ending Sept. 30	4th Quarter Ending Dec. 31	Total	1st Quarter Ending March 31	2nd Quarter Ending June 30	3rd Quarter Ending Sept. 30	4th Quarter Ending Dec. 31	Total	Unreleased Appropriations	Unobligated Allotment	Unpaid Obligations (15-20) = (23+24)		
																						Due and Demandable	Not Yet Due and Demandable	
1	2	3	4	5=(3+4)	6	7	8	9	10=[(6+(-)7)-8+9]	11	12	13	14	15=(11+12+13+14)	16	17	18	19	20=(16+17+18+19)	21=(5-10)	22=(10-15)	23	24	
Anniversary Bonus - Civilian	5010299038	855,000.00	0.00	855,000.00	855,000.00	0.00	0.00	0.00	855,000.00	801,000.00	0.00	0.00	54,000.00	855,000.00	801,000.00	0.00	0.00	54,000.00	855,000.00	0.00	0.00	0.00	0.00	
Personnel Benefit	5010300000	2,066,000.00	0.00	2,066,000.00	2,066,000.00	0.00	0.00	0.00	2,066,000.00	583,724.36	584,487.44	584,143.43	313,644.77	2,066,000.00	583,724.36	584,487.44	584,143.43	313,644.77	2,066,000.00	0.00	0.00	0.00	0.00	
Pag-IBIG Contributions	5010302000	336,000.00	0.00	336,000.00	336,000.00	0.00	0.00	0.00	336,000.00	83,200.00	83,300.00	83,200.00	86,300.00	336,000.00	83,200.00	83,300.00	83,200.00	86,300.00	336,000.00	0.00	0.00	0.00	0.00	
Pag-IBIG - Civilian	5010302001	336,000.00	0.00	336,000.00	336,000.00	0.00	0.00	0.00	336,000.00	83,200.00	83,300.00	83,200.00	86,300.00	336,000.00	83,200.00	83,300.00	83,200.00	86,300.00	336,000.00	0.00	0.00	0.00	0.00	
PhilHealth Contributions	5010303000	1,394,000.00	0.00	1,394,000.00	1,394,000.00	0.00	0.00	0.00	1,394,000.00	417,324.36	417,787.44	418,443.43	140,444.77	1,394,000.00	417,324.36	417,787.44	418,443.43	140,444.77	1,394,000.00	0.00	0.00	0.00	0.00	
PhilHealth - Civilian	5010303001	1,394,000.00	0.00	1,394,000.00	1,394,000.00	0.00	0.00	0.00	1,394,000.00	417,324.36	417,787.44	418,443.43	140,444.77	1,394,000.00	417,324.36	417,787.44	418,443.43	140,444.77	1,394,000.00	0.00	0.00	0.00	0.00	
Employees Compensation Insurance Premiums (ECIP)	5010304000	336,000.00	0.00	336,000.00	336,000.00	0.00	0.00	0.00	336,000.00	83,200.00	83,400.00	82,500.00	86,900.00	336,000.00	83,200.00	83,400.00	82,500.00	86,900.00	336,000.00	0.00	0.00	0.00	0.00	
ECIP -	5010304001	336,000.00	0.00	336,000.00	336,000.00	0.00	0.00	0.00	336,000.00	83,200.00	83,400.00	82,500.00	86,900.00	336,000.00	83,200.00	83,400.00	82,500.00	86,900.00	336,000.00	0.00	0.00	0.00	0.00	
Other Personnel Benefits	5010400000	29,520,000.00	622,226.00	30,142,226.00	4,231,774.00	622,226.00	0.00	0.00	4,854,000.00	40,000.00	0.00	0.00	4,814,000.00	4,854,000.00	40,000.00	0.00	0.00	4,814,000.00	4,854,000.00	25,288,226.00	0.00	0.00	0.00	0.00
Terminal Leave	5010403000	1,680,000.00	0.00	1,680,000.00	1,680,000.00	0.00	0.00	0.00	1,680,000.00	0.00	0.00	0.00	1,680,000.00	1,680,000.00	0.00	0.00	0.00	1,680,000.00	1,680,000.00	0.00	0.00	0.00	0.00	
Terminal Leave Benefits -	5010403001	1,680,000.00	0.00	1,680,000.00	1,680,000.00	0.00	0.00	0.00	1,680,000.00	0.00	0.00	0.00	1,680,000.00	1,680,000.00	0.00	0.00	0.00	1,680,000.00	1,680,000.00	0.00	0.00	0.00	0.00	
Other Personnel	5010499000	27,840,000.00	622,226.00	28,462,226.00	2,551,774.00	622,226.00	0.00	0.00	3,174,000.00	40,000.00	0.00	0.00	3,134,000.00	3,174,000.00	40,000.00	0.00	0.00	3,134,000.00	3,174,000.00	25,288,226.00	0.00	0.00	0.00	0.00
Lump-sum for Filling of Positions -	5010499007	27,422,000.00	(2,133,774.00)	25,288,226.00	2,133,774.00	(2,133,774.00)	0.00	0.00	0.00	0.00	0.00	0.00	0.00	0.00	0.00	0.00	0.00	0.00	0.00	25,288,226.00	0.00	0.00	0.00	0.00
Lump-sum for Step Increments - Length	5010499010	348,000.00	0.00	348,000.00	348,000.00	0.00	0.00	0.00	348,000.00	0.00	0.00	0.00	348,000.00	348,000.00	0.00	0.00	0.00	348,000.00	348,000.00	0.00	0.00	0.00	0.00	
Loyalty Award -	5010499015	70,000.00	0.00	70,000.00	70,000.00	0.00	0.00	0.00	70,000.00	40,000.00	0.00	0.00	30,000.00	70,000.00	40,000.00	0.00	0.00	30,000.00	70,000.00	0.00	0.00	0.00	0.00	
Other Personnel Benefits	5010499095	0.00	2,756,000.00	2,756,000.00	0.00	2,756,000.00	0.00	0.00	2,756,000.00	0.00	0.00	0.00	2,756,000.00	2,756,000.00	0.00	0.00	0.00	2,756,000.00	2,756,000.00	0.00	0.00	0.00	0.00	
<b>Maintenance and Other Operating Expenses</b>		<b>48,009,000.00</b>	<b>(6,995,000.00)</b>	<b>41,014,000.00</b>	<b>47,009,000.00</b>	<b>(6,995,000.00)</b>	<b>0.00</b>	<b>0.00</b>	<b>40,014,000.00</b>	<b>6,612,071.85</b>	<b>6,892,765.44</b>	<b>6,496,301.17</b>	<b>18,850,860.14</b>	<b>38,851,998.60</b>	<b>5,859,876.85</b>	<b>7,644,960.44</b>	<b>6,026,725.75</b>	<b>5,431,666.63</b>	<b>24,963,229.67</b>	<b>1,000,000.00</b>	<b>1,162,001.40</b>	<b>13,888,768.93</b>	<b>0.00</b>	
Traveling Expenses	5020100000	3,859,000.00	(3,150,000.00)	709,000.00	3,859,000.00	(3,150,000.00)	0.00	0.00	709,000.00	23,728.00	61,850.00	143,766.01	479,655.99	709,000.00	23,728.00	61,850.00	143,766.01	295,825.00	525,169.01	0.00	0.00	183,830.99	0.00	
Traveling Expenses - Local	5020101000	3,859,000.00	(3,150,000.00)	709,000.00	3,859,000.00	(3,150,000.00)	0.00	0.00	709,000.00	23,728.00	61,850.00	143,766.01	479,655.99	709,000.00	23,728.00	61,850.00	143,766.01	295,825.00	525,169.01	0.00	0.00	183,830.99	0.00	
Training and Scholarship Expenses	5020200000	8,143,000.00	0.00	8,143,000.00	8,143,000.00	0.00	0.00	0.00	8,143,000.00	471,543.64	1,257,564.56	1,135,257.66	4,116,632.74	6,980,998.60	471,543.64	1,257,564.56	1,135,257.66	533,368.00	3,397,733.86	0.00	1,162,001.40	3,583,264.74	0.00	

STATEMENT OF APPROPRIATIONS, ALLOTMENTS, OBLIGATIONS, DISBURSEMENTS AND BALANCES BY OBJECT OF EXPENDITURES  
As at the Quarter Ending December 31, 2021

Department :State Universities and Colleges (SUCs)  
Agency :Kalinga State University  
Operating Unit :<not applicable>  
Organization Code :08 019 0000000  
Funding Cluster :01 - Regular Agency Fund

X	Current Year Appropriations
	Supplemental Appropriations
	Continuing Appropriations

(e.g. UACS Fund Cluster: 01-Regular Agency Fund, 02-Foreign Assisted Projects Fund, 03-Special Account-Locally Funded/Domestic Grants Fund, and 04-Special Account-Foreign Assisted/Foreign Grants Fund)

Particulars	UACS CODE	Appropriations			Allotments					Obligations					Disbursements					Balances			
		Authorized Appropriations	Adjustments (Transfer To/From, Modifications/Augmentations)	Adjusted Appropriations	Allotments Received	Adjustments (Reductions, Modifications/Augmentations)	Transfer To	Transfer From	Adjusted Total Allotments	1st Quarter Ending March 31	2nd Quarter Ending June 30	3rd Quarter Ending Sept. 30	4th Quarter Ending Dec. 31	Total	1st Quarter Ending March 31	2nd Quarter Ending June 30	3rd Quarter Ending Sept. 30	4th Quarter Ending Dec. 31	Total	Unreleased Appropriations	Unobligated Allotment	Unpaid Obligations (15-20) = (23+24)	
																						Due and Demandable	Not Yet Due and Demandable
1	2	3	4	5=(3+4)	6	7	8	9	10=[(6+(-7))-8+9]	11	12	13	14	15=(11+12+13+14)	16	17	18	19	20=(16+17+18+19)	21=(5-10)	22=(10-15)	23	24
Training Expenses	5020201000	8,143,000.00	0.00	8,143,000.00	8,143,000.00	0.00	0.00	0.00	8,143,000.00	471,543.64	1,257,564.56	1,135,257.66	4,116,632.74	6,980,998.60	471,543.64	1,257,564.56	1,135,257.66	533,368.00	3,397,733.86	0.00	1,162,001.40	3,583,264.74	0.00
Training Expenses	5020201002	8,143,000.00	0.00	8,143,000.00	8,143,000.00	0.00	0.00	0.00	8,143,000.00	471,543.64	1,257,564.56	1,135,257.66	4,116,632.74	6,980,998.60	471,543.64	1,257,564.56	1,135,257.66	533,368.00	3,397,733.86	0.00	1,162,001.40	3,583,264.74	0.00
Supplies and Materials Expenses	5020300000	8,920,000.00	0.00	8,920,000.00	8,920,000.00	0.00	0.00	0.00	8,920,000.00	3,079,900.77	1,038,204.62	1,582,410.04	3,219,484.57	8,920,000.00	2,327,705.77	1,790,399.62	1,540,627.75	544,490.12	6,203,223.26	0.00	0.00	2,716,776.74	0.00
Office Supplies	5020301000	4,524,000.00	0.00	4,524,000.00	4,524,000.00	0.00	0.00	0.00	4,524,000.00	2,681,338.00	754,503.54	106,457.40	981,701.06	4,524,000.00	1,929,143.00	1,506,698.54	103,012.40	18,290.00	3,557,143.94	0.00	0.00	966,856.06	0.00
Office Supplies	5020301002	4,524,000.00	0.00	4,524,000.00	4,524,000.00	0.00	0.00	0.00	4,524,000.00	2,681,338.00	754,503.54	106,457.40	981,701.06	4,524,000.00	1,929,143.00	1,506,698.54	103,012.40	18,290.00	3,557,143.94	0.00	0.00	966,856.06	0.00
Fuel, Oil and Lubricants Expenses	5020309000	1,196,000.00	0.00	1,196,000.00	1,196,000.00	0.00	0.00	0.00	1,196,000.00	92,674.77	124,465.08	332,288.35	646,571.80	1,196,000.00	92,674.77	124,465.08	332,288.35	383,444.12	932,872.32	0.00	0.00	263,127.68	0.00
Other Supplies and Materials	5020399000	3,200,000.00	0.00	3,200,000.00	3,200,000.00	0.00	0.00	0.00	3,200,000.00	305,888.00	159,236.00	1,143,664.29	1,591,211.71	3,200,000.00	305,888.00	159,236.00	1,105,327.00	142,756.00	1,713,207.00	0.00	0.00	1,486,793.00	0.00
Utility Expenses	5020400000	4,985,000.00	(1,200,000.00)	3,785,000.00	4,985,000.00	(1,200,000.00)	0.00	0.00	3,785,000.00	293,620.90	573,549.67	1,209,947.28	1,707,882.15	3,785,000.00	293,620.90	573,549.67	1,209,947.28	505,955.82	2,583,073.67	0.00	0.00	1,201,926.33	0.00
Electricity Expenses	5020402000	4,985,000.00	(1,200,000.00)	3,785,000.00	4,985,000.00	(1,200,000.00)	0.00	0.00	3,785,000.00	293,620.90	573,549.67	1,209,947.28	1,707,882.15	3,785,000.00	293,620.90	573,549.67	1,209,947.28	505,955.82	2,583,073.67	0.00	0.00	1,201,926.33	0.00
Communication Expenses	5020500000	7,955,000.00	(2,397,653.00)	5,557,347.00	7,455,000.00	(2,397,653.00)	0.00	0.00	5,057,347.00	553,358.63	736,671.34	484,422.14	3,282,894.89	5,057,347.00	553,358.63	736,671.34	484,422.14	760,783.21	2,535,235.32	500,000.00	0.00	2,522,111.68	0.00
Telephone Expenses	5020502000	50,000.00	0.00	50,000.00	50,000.00	0.00	0.00	0.00	50,000.00	20,219.58	21,035.06	8,745.36	0.00	50,000.00	20,219.58	21,035.06	8,745.36	0.00	50,000.00	0.00	0.00	0.00	0.00
Mobile	5020502001	50,000.00	0.00	50,000.00	50,000.00	0.00	0.00	0.00	50,000.00	20,219.58	21,035.06	8,745.36	0.00	50,000.00	20,219.58	21,035.06	8,745.36	0.00	50,000.00	0.00	0.00	0.00	0.00
Internet Subscription Expenses	5020503000	7,905,000.00	(2,397,653.00)	5,507,347.00	7,405,000.00	(2,397,653.00)	0.00	0.00	5,007,347.00	533,139.05	715,636.28	475,676.78	3,282,894.89	5,007,347.00	533,139.05	715,636.28	475,676.78	760,783.21	2,485,235.32	500,000.00	0.00	2,522,111.68	0.00
Confidential, Intelligence and Extraordinary Expenses	5021000000	264,000.00	0.00	264,000.00	264,000.00	0.00	0.00	0.00	264,000.00	66,000.00	66,000.00	66,000.00	66,000.00	264,000.00	66,000.00	66,000.00	66,000.00	66,000.00	264,000.00	0.00	0.00	0.00	0.00
Extraordinary and Miscellaneous Expenses	5021003000	264,000.00	0.00	264,000.00	264,000.00	0.00	0.00	0.00	264,000.00	66,000.00	66,000.00	66,000.00	66,000.00	264,000.00	66,000.00	66,000.00	66,000.00	66,000.00	264,000.00	0.00	0.00	0.00	0.00
Professional Services	5021100000	5,633,000.00	0.00	5,633,000.00	5,633,000.00	0.00	0.00	0.00	5,633,000.00	1,197,406.33	1,982,110.34	639,245.52	1,814,237.81	5,633,000.00	1,197,406.33	1,982,110.34	639,245.52	1,814,170.79	5,632,932.98	0.00	0.00	67.02	0.00
Other Professional Services	5021199000	5,633,000.00	0.00	5,633,000.00	5,633,000.00	0.00	0.00	0.00	5,633,000.00	1,197,406.33	1,982,110.34	639,245.52	1,814,237.81	5,633,000.00	1,197,406.33	1,982,110.34	639,245.52	1,814,170.79	5,632,932.98	0.00	0.00	67.02	0.00
Repairs and Maintenance	5021300000	2,685,000.00	0.00	2,685,000.00	2,685,000.00	0.00	0.00	0.00	2,685,000.00	134,523.00	567,234.00	581,140.00	1,402,103.00	2,685,000.00	134,523.00	567,234.00	156,485.93	34,272.00	892,514.93	0.00	0.00	1,792,485.07	0.00
Repairs and Maintenance - Buildings and Other	5021304000	1,885,000.00	0.00	1,885,000.00	1,885,000.00	0.00	0.00	0.00	1,885,000.00	71,695.00	76,325.00	424,654.07	1,312,325.93	1,885,000.00	71,695.00	76,325.00	0.00	0.00	148,020.00	0.00	0.00	1,736,980.00	0.00
School Buildings	5021304002	1,885,000.00	0.00	1,885,000.00	1,885,000.00	0.00	0.00	0.00	1,885,000.00	71,695.00	76,325.00	424,654.07	1,312,325.93	1,885,000.00	71,695.00	76,325.00	0.00	0.00	148,020.00	0.00	0.00	1,736,980.00	0.00
Repairs and Maintenance - Transportation Equipment	5021306000	800,000.00	0.00	800,000.00	800,000.00	0.00	0.00	0.00	800,000.00	62,828.00	490,909.00	156,485.93	89,777.07	800,000.00	62,828.00	490,909.00	156,485.93	34,272.00	744,494.93	0.00	0.00	55,505.07	0.00

STATEMENT OF APPROPRIATIONS, ALLOTMENTS, OBLIGATIONS, DISBURSEMENTS AND BALANCES BY OBJECT OF EXPENDITURES  
As at the Quarter Ending December 31, 2021

Department :State Universities and Colleges (SUCs)  
Agency :Kalinga State University  
Operating Unit :<not applicable>  
Organization Code :08 019 0000000  
Funding Cluster :01 - Regular Agency Fund

X	Current Year Appropriations
	Supplemental Appropriations
	Continuing Appropriations

(e.g. UACS Fund Cluster: 01-Regular Agency Fund, 02-Foreign Assisted Projects Fund, 03-Special Account-Locally Funded/Domestic Grants Fund, and 04-Special Account-Foreign Assisted/Foreign Grants Fund)

Particulars	UACS CODE	Appropriations			Allotments					Obligations					Disbursements					Balances			
		Authorized Appropriations	Adjustments (Transfer To/From, Modifications/Augmentations)	Adjusted Appropriations	Allotments Received	Adjustments (Reductions, Modifications/Augmentations)	Transfer To	Transfer From	Adjusted Total Allotments	1st Quarter Ending March 31	2nd Quarter Ending June 30	3rd Quarter Ending Sept. 30	4th Quarter Ending Dec. 31	Total	1st Quarter Ending March 31	2nd Quarter Ending June 30	3rd Quarter Ending Sept. 30	4th Quarter Ending Dec. 31	Total	Unreleased Appropriations	Unobligated Allotment	Unpaid Obligations (15-20) = (23+24)	
																						Due and Demandable	Not Yet Due and Demandable
1	2	3	4	5=(3+4)	6	7	8	9	10=[(6+(-)7)-8+9]	11	12	13	14	15=(11+12+13+14)	16	17	18	19	20=(16+17+18+19)	21=(5-10)	22=(10-15)	23	24
Motor	5021306001	800,000.00	0.00	800,000.00	800,000.00	0.00	0.00	0.00	800,000.00	62,828.00	490,909.00	156,485.93	89,777.07	800,000.00	62,828.00	490,909.00	156,485.93	34,272.00	744,494.93	0.00	0.00	55,505.07	0.00
Taxes, Insurance Premiums and	5021500000	250,000.00	0.00	250,000.00	250,000.00	0.00	0.00	0.00	250,000.00	41,212.31	62,994.56	80,900.00	64,893.13	250,000.00	41,212.31	62,994.56	77,760.94	0.00	181,967.81	0.00	0.00	68,032.19	0.00
Taxes, Duties and	5021501000	250,000.00	0.00	250,000.00	250,000.00	0.00	0.00	0.00	250,000.00	41,212.31	62,994.56	80,900.00	64,893.13	250,000.00	41,212.31	62,994.56	77,760.94	0.00	181,967.81	0.00	0.00	68,032.19	0.00
Taxes, Duties	5021501001	250,000.00	0.00	250,000.00	250,000.00	0.00	0.00	0.00	250,000.00	41,212.31	62,994.56	80,900.00	64,893.13	250,000.00	41,212.31	62,994.56	77,760.94	0.00	181,967.81	0.00	0.00	68,032.19	0.00
Other Maintenance and Operating Expenses	5029900000	5,315,000.00	(247,347.00)	5,067,653.00	4,815,000.00	(247,347.00)	0.00	0.00	4,567,653.00	750,778.27	546,586.35	573,212.52	2,697,075.86	4,567,653.00	750,778.27	546,586.35	573,212.52	876,801.69	2,747,378.83	500,000.00	0.00	1,820,274.17	0.00
Advertising Expenses	5029901000	210,000.00	0.00	210,000.00	210,000.00	0.00	0.00	0.00	210,000.00	46,460.00	27,140.00	0.00	136,400.00	210,000.00	46,460.00	27,140.00	0.00	33,640.00	107,240.00	0.00	0.00	102,760.00	0.00
Printing and Publication Expenses	5029902000	1,125,000.00	0.00	1,125,000.00	1,125,000.00	0.00	0.00	0.00	1,125,000.00	183,740.27	29,699.88	103,043.52	808,516.33	1,125,000.00	183,740.27	29,699.88	103,043.52	74,237.00	390,720.67	0.00	0.00	734,279.33	0.00
Representation Expenses	5029903000	2,180,000.00	0.00	2,180,000.00	2,180,000.00	0.00	0.00	0.00	2,180,000.00	471,723.00	351,122.35	349,079.00	1,008,075.65	2,180,000.00	471,723.00	351,122.35	349,079.00	345,718.67	1,517,643.02	0.00	0.00	662,356.98	0.00
Transportation and Delivery	5029904000	357,000.00	(247,347.00)	109,653.00	357,000.00	(247,347.00)	0.00	0.00	109,653.00	300.00	836.00	3,517.00	105,000.00	109,653.00	300.00	836.00	3,517.00	77,142.14	81,795.14	0.00	0.00	27,857.86	0.00
Rent/Lease Expenses	5029905000	40,000.00	0.00	40,000.00	40,000.00	0.00	0.00	0.00	40,000.00	0.00	0.00	0.00	40,000.00	40,000.00	0.00	0.00	0.00	40,000.00	40,000.00	0.00	0.00	0.00	0.00
Rents - Building and	5029905001	40,000.00	0.00	40,000.00	40,000.00	0.00	0.00	0.00	40,000.00	0.00	0.00	0.00	40,000.00	40,000.00	0.00	0.00	0.00	40,000.00	40,000.00	0.00	0.00	0.00	0.00
Membership Dues and Contributions to	5029906000	535,000.00	0.00	535,000.00	535,000.00	0.00	0.00	0.00	535,000.00	32,000.00	130,000.00	110,000.00	263,000.00	535,000.00	32,000.00	130,000.00	110,000.00	263,000.00	535,000.00	0.00	0.00	0.00	0.00
Other Subscription Expenses	5029907000	368,000.00	0.00	368,000.00	368,000.00	0.00	0.00	0.00	368,000.00	16,555.00	7,788.12	7,573.00	336,083.88	368,000.00	16,555.00	7,788.12	7,573.00	43,063.88	74,980.00	0.00	0.00	293,020.00	0.00
Other Subscription	5029907099	368,000.00	0.00	368,000.00	368,000.00	0.00	0.00	0.00	368,000.00	16,555.00	7,788.12	7,573.00	336,083.88	368,000.00	16,555.00	7,788.12	7,573.00	43,063.88	74,980.00	0.00	0.00	293,020.00	0.00
Other Maintenance and Operating	5029999000	500,000.00	0.00	500,000.00	0.00	0.00	0.00	0.00	0.00	0.00	0.00	0.00	0.00	0.00	0.00	0.00	0.00	0.00	0.00	500,000.00	0.00	0.00	0.00
Other Maintenance and Operating	5029999099	500,000.00	0.00	500,000.00	0.00	0.00	0.00	0.00	0.00	0.00	0.00	0.00	0.00	0.00	0.00	0.00	0.00	0.00	0.00	500,000.00	0.00	0.00	0.00
<b>Capital Outlays</b>		<b>62,534,000.00</b>	<b>0.00</b>	<b>62,534,000.00</b>	<b>62,534,000.00</b>	<b>0.00</b>	<b>0.00</b>	<b>0.00</b>	<b>62,534,000.00</b>	<b>43,716,868.01</b>	<b>17,389,362.28</b>	<b>349,433.55</b>	<b>1,061,508.20</b>	<b>62,517,172.04</b>	<b>7,530,712.41</b>	<b>2,958,442.06</b>	<b>7,343,914.93</b>	<b>8,079,372.82</b>	<b>25,912,442.22</b>	<b>0.00</b>	<b>16,827.96</b>	<b>0.00</b>	<b>36,604,729.82</b>
Property, Plant and Equipment Outlay	5060400000	62,534,000.00	0.00	62,534,000.00	62,534,000.00	0.00	0.00	0.00	62,534,000.00	43,716,868.01	17,389,362.28	349,433.55	1,061,508.20	62,517,172.04	7,530,712.41	2,958,442.06	7,343,914.93	8,079,372.82	25,912,442.22	0.00	16,827.96	0.00	36,604,729.82
Buildings and Other	5060404000	62,534,000.00	0.00	62,534,000.00	62,534,000.00	0.00	0.00	0.00	62,534,000.00	43,716,868.01	17,389,362.28	349,433.55	1,061,508.20	62,517,172.04	7,530,712.41	2,958,442.06	7,343,914.93	8,079,372.82	25,912,442.22	0.00	16,827.96	0.00	36,604,729.82
School Buildings	5060404002	45,000,000.00	0.00	45,000,000.00	45,000,000.00	0.00	0.00	0.00	45,000,000.00	43,716,868.01	389,829.08	349,433.55	543,869.36	45,000,000.00	7,530,712.41	389,829.08	7,343,914.93	5,980,194.34	21,244,650.76	0.00	0.00	0.00	23,755,349.24


STATEMENT OF APPROPRIATIONS, ALLOTMENTS, OBLIGATIONS, DISBURSEMENTS AND BALANCES BY OBJECT OF EXPENDITURES  
As at the Quarter Ending December 31, 2021

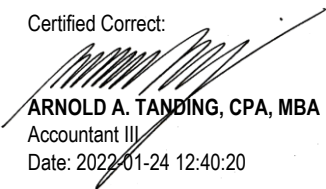
Department :State Universities and Colleges (SUCs)  
Agency :Kalinga State University  
Operating Unit :<not applicable>  
Organization Code :08 019 0000000  
Funding Cluster :01 - Regular Agency Fund

X	Current Year Appropriations
	Supplemental Appropriations
	Continuing Appropriations


(e.g. UACS Fund Cluster: 01-Regular Agency Fund, 02-Foreign Assisted Projects Fund, 03-Special Account-Locally Funded/Domestic Grants Fund, and 04-Special Account-Foreign Assisted/Foreign Grants Fund)

Particulars	UACS CODE	Appropriations			Allotments					Obligations					Disbursements					Balances			
		Authorized Appropriations	Adjustments (Transfer To/From, Modifications/Augmentations)	Adjusted Appropriations	Allotments Received	Adjustments (Reductions, Modifications/Augmentations)	Transfer To	Transfer From	Adjusted Total Allotments	1st Quarter Ending March 31	2nd Quarter Ending June 30	3rd Quarter Ending Sept. 30	4th Quarter Ending Dec. 31	Total	1st Quarter Ending March 31	2nd Quarter Ending June 30	3rd Quarter Ending Sept. 30	4th Quarter Ending Dec. 31	Total	Unreleased Appropriations	Unobligated Allotment	Unpaid Obligations (15-20) = (23+24)	
																						Due and Demandable	Not Yet Due and Demandable
1	2	3	4	5=(3+4)	6	7	8	9	10=[(6+(-)7)-8+9]	11	12	13	14	15=(11+12+13+14)	16	17	18	19	20=(16+17+18+19)	21=(5-10)	22=(10-15)	23	24
Other Structures	5060404099	17,534,000.00	0.00	17,534,000.00	17,534,000.00	0.00	0.00	0.00	17,534,000.00	0.00	16,999,533.20	0.00	517,638.84	17,517,172.04	0.00	2,568,612.98	0.00	2,099,178.48	4,667,791.46	0.00	16,827.96	0.00	12,849,380.58
<b>B. Automatic Appropriations</b>		<b>16,733,000.00</b>	<b>0.00</b>	<b>16,733,000.00</b>	<b>16,733,000.00</b>	<b>0.00</b>	<b>0.00</b>	<b>0.00</b>	<b>16,733,000.00</b>	<b>4,039,800.16</b>	<b>4,033,432.76</b>	<b>4,011,082.93</b>	<b>4,026,858.30</b>	<b>16,111,174.15</b>	<b>4,039,800.16</b>	<b>4,033,432.76</b>	<b>4,011,082.93</b>	<b>4,026,858.30</b>	<b>16,111,174.15</b>	<b>0.00</b>	<b>621,825.85</b>	<b>0.00</b>	<b>0.00</b>
Retirement and Life Insurance	5010301000	16,733,000.00	0.00	16,733,000.00	16,733,000.00	0.00	0.00	0.00	16,733,000.00	4,039,800.16	4,033,432.76	4,011,082.93	4,026,858.30	16,111,174.15	4,039,800.16	4,033,432.76	4,011,082.93	4,026,858.30	16,111,174.15	0.00	621,825.85	0.00	0.00
<b>C. Special Purpose Fund</b>		<b>0.00</b>	<b>1,429,347.00</b>	<b>1,429,347.00</b>	<b>0.00</b>	<b>1,429,347.00</b>	<b>0.00</b>	<b>0.00</b>	<b>1,429,347.00</b>	<b>0.00</b>	<b>0.00</b>	<b>0.00</b>	<b>1,429,346.70</b>	<b>1,429,346.70</b>	<b>0.00</b>	<b>0.00</b>	<b>0.00</b>	<b>1,429,346.70</b>	<b>1,429,346.70</b>	<b>0.00</b>	<b>0.30</b>	<b>0.00</b>	<b>0.00</b>
Pension and Gratuity Fund		0.00	1,429,347.00	1,429,347.00	0.00	1,429,347.00	0.00	0.00	1,429,347.00	0.00	0.00	0.00	1,429,346.70	1,429,346.70	0.00	0.00	0.00	1,429,346.70	1,429,346.70	0.00	0.30	0.00	0.00
Other Personnel Benefits	5010400000	0.00	1,429,347.00	1,429,347.00	0.00	1,429,347.00	0.00	0.00	1,429,347.00	0.00	0.00	0.00	1,429,346.70	1,429,346.70	0.00	0.00	0.00	1,429,346.70	1,429,346.70	0.00	0.30	0.00	0.00
Terminal Leave Benefits	5010403000	0.00	1,429,347.00	1,429,347.00	0.00	1,429,347.00	0.00	0.00	1,429,347.00	0.00	0.00	0.00	1,429,346.70	1,429,346.70	0.00	0.00	0.00	1,429,346.70	1,429,346.70	0.00	0.30	0.00	0.00
Terminal Leave	5010403001	0.00	1,429,347.00	1,429,347.00	0.00	1,429,347.00	0.00	0.00	1,429,347.00	0.00	0.00	0.00	1,429,346.70	1,429,346.70	0.00	0.00	0.00	1,429,346.70	1,429,346.70	0.00	0.30	0.00	0.00
<b>GRAND TOTAL</b>		<b>346,063,000.00</b>	<b>1,429,347.00</b>	<b>347,492,347.00</b>	<b>319,774,774.00</b>	<b>1,429,347.00</b>	<b>0.00</b>	<b>0.00</b>	<b>321,204,121.00</b>	<b>92,844,486.95</b>	<b>80,083,153.27</b>	<b>50,978,038.18</b>	<b>95,497,775.04</b>	<b>319,403,453.44</b>	<b>55,906,136.35</b>	<b>66,404,428.05</b>	<b>57,502,944.14</b>	<b>88,982,093.77</b>	<b>268,795,602.31</b>	<b>26,288,226.00</b>	<b>1,800,667.56</b>	<b>14,003,121.31</b>	<b>36,604,729.82</b>

Certified Correct:  
  
**ELSIE P. ANDRES**  
Budget Officer  
Date: 2022-01-24 12:40:20

Certified Correct:  
  
**ARNOLD A. TANDING, CPA, MBA**  
Accountant III  
Date: 2022-01-24 12:40:20

Recommending Approval:  
  
**DANILO T. BUEN, MBA**  
Director, FMS  
Date: 2022-01-24 13:39:03

Approved By:  
  
**EDJARDO T. BAGTANG, CPA, DBM**  
SUC President III  
Date: 2022-01-24 13:59:28

**STATEMENT OF APPROPRIATIONS, ALLOTMENTS, OBLIGATIONS, DISBURSEMENTS AND BALANCES BY OBJECT OF EXPENDITURES**  
As at the Quarter Ending December 31, 2021

Department :State Universities and Colleges (SUCs)  
 Agency :Kalinga State University  
 Operating Unit :<not applicable>  
 Organization Code :08 019 0000000  
 Funding Cluster :01 - Regular Agency Fund

	Current Year Appropriations
	Supplemental Appropriations
X	Continuing Appropriations

(e.g. UACS Fund Cluster: 01-Regular Agency Fund, 02-Foreign Assisted Projects Fund, 03-Special Account-Locally Funded/Domestic Grants Fund, and 04-Special Account-Foreign Assisted/Foreign Grants Fund)

Particulars	UACS CODE	Appropriations			Allotments					Obligations					Disbursements					Balances			
		Authorized Appropriations	Adjustments (Transfer To/From, Modifications/Augmentations)	Adjusted Appropriations	Allotments Received	Adjustments (Reductions, Modifications/Augmentations)	Transfer To	Transfer From	Adjusted Total Allotments	1st Quarter Ending March 31	2nd Quarter Ending June 30	3rd Quarter Ending Sept. 30	4th Quarter Ending Dec. 31	Total	1st Quarter Ending March 31	2nd Quarter Ending June 30	3rd Quarter Ending Sept. 30	4th Quarter Ending Dec. 31	Total	Unreleased Appropriations	Unobligated Allotment	Unpaid Obligations (15-20) = (23+24)	
1	2	3	4	5=(3+4)	6	7	8	9	10=[{6+(-)7}-8+9]	11	12	13	14	15=(11+12+13+14)	16	17	18	19	20=(16+17+18+19)	21=(5-10)	22=(10-15)	23	24
<b>SUMMARY</b>		4,076,340.00	0.00	4,076,340.00	4,076,340.00	0.00	0.00	0.00	4,076,340.00	0.00	0.00	0.00	4,076,340.00	4,076,340.00	0.00	0.00	0.00	4,076,340.00	4,076,340.00	0.00	0.00	0.00	0.00
<b>I. Continuing Appropriations</b>		4,076,340.00	0.00	4,076,340.00	4,076,340.00	0.00	0.00	0.00	4,076,340.00	0.00	0.00	0.00	4,076,340.00	4,076,340.00	0.00	0.00	0.00	4,076,340.00	4,076,340.00	0.00	0.00	0.00	0.00
<b>I. Agency Specific Budget</b>		4,076,340.00	0.00	4,076,340.00	4,076,340.00	0.00	0.00	0.00	4,076,340.00	0.00	0.00	0.00	4,076,340.00	4,076,340.00	0.00	0.00	0.00	4,076,340.00	4,076,340.00	0.00	0.00	0.00	0.00
<b>Personnel Services</b>		4,076,340.00	0.00	4,076,340.00	4,076,340.00	0.00	0.00	0.00	4,076,340.00	0.00	0.00	0.00	4,076,340.00	4,076,340.00	0.00	0.00	0.00	4,076,340.00	4,076,340.00	0.00	0.00	0.00	0.00
Other Compensation	5010200000	0.00	4,076,340.00	4,076,340.00	4,076,340.00	0.00	0.00	0.00	4,076,340.00	0.00	0.00	0.00	4,076,340.00	4,076,340.00	0.00	0.00	0.00	4,076,340.00	4,076,340.00	0.00	0.00	0.00	0.00
Other Bonuses and Allowances	5010299000	0.00	4,076,340.00	4,076,340.00	4,076,340.00	0.00	0.00	0.00	4,076,340.00	0.00	0.00	0.00	4,076,340.00	4,076,340.00	0.00	0.00	0.00	4,076,340.00	4,076,340.00	0.00	0.00	0.00	0.00
Performance Based Bonus - Civilian	5010299014	0.00	4,076,340.00	4,076,340.00	4,076,340.00	0.00	0.00	0.00	4,076,340.00	0.00	0.00	0.00	4,076,340.00	4,076,340.00	0.00	0.00	0.00	4,076,340.00	4,076,340.00	0.00	0.00	0.00	0.00
Other Personnel Benefits	5010400000	4,076,340.00	(4,076,340.00)	0.00	0.00	0.00	0.00	0.00	0.00	0.00	0.00	0.00	0.00	0.00	0.00	0.00	0.00	0.00	0.00	0.00	0.00	0.00	0.00
Other Personnel Benefits	5010499000	4,076,340.00	(4,076,340.00)	0.00	0.00	0.00	0.00	0.00	0.00	0.00	0.00	0.00	0.00	0.00	0.00	0.00	0.00	0.00	0.00	0.00	0.00	0.00	0.00
Lump-sum for Filling of Positions - Civilian	5010499007	4,076,340.00	(4,076,340.00)	0.00	0.00	0.00	0.00	0.00	0.00	0.00	0.00	0.00	0.00	0.00	0.00	0.00	0.00	0.00	0.00	0.00	0.00	0.00	0.00
<b>GRAND TOTAL</b>		4,076,340.00	0.00	4,076,340.00	4,076,340.00	0.00	0.00	0.00	4,076,340.00	0.00	0.00	0.00	4,076,340.00	4,076,340.00	0.00	0.00	0.00	4,076,340.00	4,076,340.00	0.00	0.00	0.00	0.00

Certified Correct:

Certified Correct:

Recommending Approval:

Approved By:

  
ELSIE P. ANDRES

  
ARNOLD A. TANDING, CPA, MBA

  
DANILO T. BUEN, MBA

  
EDUARDO T. BAGTANG, CPA, DBM

Budget Officer  
Date: 2022-01-24 12:40:20

Accountant III  
Date: 2022-01-24 12:40:20

Director, FMS  
Date: 2022-01-24 13:39:03

SUC President III  
Date: 2022-01-24 13:59:28

STATEMENT OF APPROPRIATIONS, ALLOTMENTS, OBLIGATIONS, DISBURSEMENTS AND BALANCES BY OBJECT OF EXPENDITURES AND BY PAP  
As at the Quarter Ending December 31, 2021

Department : State Universities and Colleges (SUCs)  
Agency : Kalinga State University  
Operating Unit : <not applicable>  
Organization Code: 08 019 000000  
Funding Cluster: 01 - Regular Agency Fund

	Current Year Appropriations
	Supplemental Appropriations
X	Continuing Appropriations

(e.g. UACS Fund Cluster: 01-Regular Agency Fund, 02-Foreign Assisted Projects Fund, 03-Special Account-Locally Funded/Domestic Grants Fund, and 04-Special Account-Foreign Assisted/Foreign Grants Fund)

Particulars	UACS CODE	Appropriations			Allotments					Current Year Obligations					Current Year Disbursements					Balances			
		Authorized Appropriations	Adjustments (Transfer To/From, Modifications/Augmentations)	Adjusted Appropriations	Allotments Received	Adjustments (Withdrawal/Realignment)	Transfer To	Transfer From	Adjusted Total Allotments	1st Quarter Ending March 31	2nd Quarter Ending June 30	3rd Quarter Ending Sept. 30	4th Quarter Ending Dec. 31	Total	1st Quarter Ending March 31	2nd Quarter Ending June 30	3rd Quarter Ending Sept. 30	4th Quarter Ending Dec. 31	Total	Unreleased Appropriations	Unobligated Allotment	Unpaid Obligations (15-20) = (23+24)	
																						Due and Demandable	Not Yet Due and Demandable
1	2	3	4	5=(3+4)	6	7	8	9	10=[(6+(-)7)-8+9]	11	12	13	14	15=(11+12+13+14)	16	17	18	19	20=(16+17+18+19)	21=(5-10)	22=(10-15)	23	24
<b>SUMMARY</b>		4,076,340.00	0.00	4,076,340.00	4,076,340.00	0.00	0.00	0.00	4,076,340.00	0.00	0.00	0.00	4,076,340.00	4,076,340.00	0.00	0.00	0.00	4,076,340.00	4,076,340.00	0.00	0.00	0.00	0.00
<b>I. Continuing Appropriations</b>		4,076,340.00	0.00	4,076,340.00	4,076,340.00	0.00	0.00	0.00	4,076,340.00	0.00	0.00	0.00	4,076,340.00	4,076,340.00	0.00	0.00	0.00	4,076,340.00	4,076,340.00	0.00	0.00	0.00	0.00
<b>I. Agency Specific Budget</b>		4,076,340.00	0.00	4,076,340.00	4,076,340.00	0.00	0.00	0.00	4,076,340.00	0.00	0.00	0.00	4,076,340.00	4,076,340.00	0.00	0.00	0.00	4,076,340.00	4,076,340.00	0.00	0.00	0.00	0.00
<b>General Administration and Support</b>		4,076,340.00	0.00	4,076,340.00	4,076,340.00	0.00	0.00	0.00	4,076,340.00	0.00	0.00	0.00	4,076,340.00	4,076,340.00	0.00	0.00	0.00	4,076,340.00	4,076,340.00	0.00	0.00	0.00	0.00
<b>Administration of Personnel Benefits</b>		4,076,340.00	0.00	4,076,340.00	4,076,340.00	0.00	0.00	0.00	4,076,340.00	0.00	0.00	0.00	4,076,340.00	4,076,340.00	0.00	0.00	0.00	4,076,340.00	4,076,340.00	0.00	0.00	0.00	0.00
<b>Personnel Services</b>		4,076,340.00	0.00	4,076,340.00	4,076,340.00	0.00	0.00	0.00	4,076,340.00	0.00	0.00	0.00	4,076,340.00	4,076,340.00	0.00	0.00	0.00	4,076,340.00	4,076,340.00	0.00	0.00	0.00	0.00
Other Compensation	5010200000	0.00	4,076,340.00	4,076,340.00	4,076,340.00	0.00	0.00	0.00	4,076,340.00	0.00	0.00	0.00	4,076,340.00	4,076,340.00	0.00	0.00	0.00	4,076,340.00	4,076,340.00	0.00	0.00	0.00	0.00
Other Bonuses and Allowances	5010299000	0.00	4,076,340.00	4,076,340.00	4,076,340.00	0.00	0.00	0.00	4,076,340.00	0.00	0.00	0.00	4,076,340.00	4,076,340.00	0.00	0.00	0.00	4,076,340.00	4,076,340.00	0.00	0.00	0.00	0.00
Performance Based Bonus - Civilian	5010299014	0.00	4,076,340.00	4,076,340.00	4,076,340.00	0.00	0.00	0.00	4,076,340.00	0.00	0.00	0.00	4,076,340.00	4,076,340.00	0.00	0.00	0.00	4,076,340.00	4,076,340.00	0.00	0.00	0.00	0.00
Other Personnel Benefits	5010400000	4,076,340.00	(4,076,340.00)	0.00	0.00	0.00	0.00	0.00	0.00	0.00	0.00	0.00	0.00	0.00	0.00	0.00	0.00	0.00	0.00	0.00	0.00	0.00	0.00
Other Personnel Benefits	5010499000	4,076,340.00	(4,076,340.00)	0.00	0.00	0.00	0.00	0.00	0.00	0.00	0.00	0.00	0.00	0.00	0.00	0.00	0.00	0.00	0.00	0.00	0.00	0.00	0.00
Lump-sum for Filling of Positions -	5010499007	4,076,340.00	(4,076,340.00)	0.00	0.00	0.00	0.00	0.00	0.00	0.00	0.00	0.00	0.00	0.00	0.00	0.00	0.00	0.00	0.00	0.00	0.00	0.00	0.00
<b>GRAND TOTAL</b>		4,076,340.00	0.00	4,076,340.00	4,076,340.00	0.00	0.00	0.00	4,076,340.00	0.00	0.00	0.00	4,076,340.00	4,076,340.00	0.00	0.00	0.00	4,076,340.00	4,076,340.00	0.00	0.00	0.00	0.00
<b>PS</b>		4,076,340.00	0.00	4,076,340.00	4,076,340.00	0.00	0.00	0.00	4,076,340.00	0.00	0.00	0.00	4,076,340.00	4,076,340.00	0.00	0.00	0.00	4,076,340.00	4,076,340.00	0.00	0.00	0.00	0.00
<b>MOOE</b>		0.00	0.00	0.00	0.00	0.00	0.00	0.00	0.00	0.00	0.00	0.00	0.00	0.00	0.00	0.00	0.00	0.00	0.00	0.00	0.00	0.00	0.00
<b>FinEx (if Applicable)</b>		0.00	0.00	0.00	0.00	0.00	0.00	0.00	0.00	0.00	0.00	0.00	0.00	0.00	0.00	0.00	0.00	0.00	0.00	0.00	0.00	0.00	0.00
<b>CO</b>		0.00	0.00	0.00	0.00	0.00	0.00	0.00	0.00	0.00	0.00	0.00	0.00	0.00	0.00	0.00	0.00	0.00	0.00	0.00	0.00	0.00	0.00

Certified Correct:

Certified Correct:

Recommended By:

Approved By:

  
ELSIE P. ANDRES

  
ARNOLD A. TANDING, CPA, MBA

  
DANILO T. BUEN, MBA

  
EDUARDO T. BAGTANG, CPA, DBM

Budget Officer  
Date: 2022-01-24 12:40:20

Accountant III  
Date: 2022-01-24 12:40:20

Director, FMS  
Date: 2022-01-24 13:39:03

Head of Agency or Authorized Representative  
Date: 2022-01-24 13:59:28

**LIST OF ALLOTMENTS AND SUB-ALLOTMENTS**  
As at the quarter ending December 31, 2021

Department :State Universities and Colleges (SUCs)  
Agency :Kalinga State University  
Operating Unit :<not applicable>  
Organization Code :08 019 0000000  
Funding Cluster :01 - Regular Agency Fund

X	Current Year Appropriations
	Supplemental Appropriations
	Continuing Appropriations

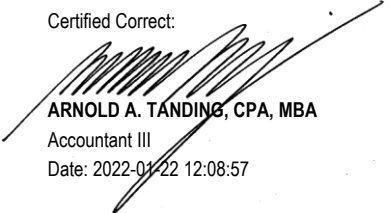
(e.g. UACS Fund Cluster: 01-Regular Agency Fund, 02-Foreign Assisted Projects Fund, 03-Special Account-Locally Funded/Domestic Grants Fund, and 04-Special Account-Foreign Assisted/Foreign Grants Fund)

Allotments /Sub-Allotments Reference			Funding Source		Allotments/Sub-Allotments received from CO/ROs/Ous					Sub-Allotments to ROs/Ous					Total Allotments/Net of Sub-allotments				
No.	Number	Date	Description	UACS Code	PS	MODE	FinEx	CO	Total	PS	MODE	FinEx	CO	Total	PS	MODE	FinEx	CO	Total
1	2	3	4	5	6	7	8	9	10=(6+7+8+9)	11	12	13	14	15=(11+12+13+14)	16=(6+11)	17=(7+12)	18=(8+13)	19=(9+14)	20=(16+17+18+19)
<b>A. Allotments received from DBM</b>																			
1	COMPREHENSIVE RELEASE PER ANNEX A AND A-1 OF NBC NO. 583	2021-01-08	Specific Budgets of National Government Agencies	101101	191,365,000.00	47,009,000.00	0.00	62,534,000.00	300,908,000.00	0.00	0.00	0.00	0.00	0.00	191,365,000.00	47,009,000.00	0.00	62,534,000.00	300,908,000.00
2	COMPREHENSIVE RELEASE THROUGH GARO/SARO	2021-01-08	Retirement and Life Insurance Premiums	104102	16,733,000.00	0.00	0.00	0.00	16,733,000.00	0.00	0.00	0.00	0.00	0.00	16,733,000.00	0.00	0.00	0.00	16,733,000.00
3	SARO-CAR-21-0012628	2021-11-22	Pension and Gratuity Fund	101407	1,429,347.00	0.00	0.00	0.00	1,429,347.00	0.00	0.00	0.00	0.00	0.00	1,429,347.00	0.00	0.00	0.00	1,429,347.00
4	SARO-CAR-21-0013724	2021-12-23	Specific Budgets of National Government Agencies	101101	2,133,774.00	0.00	0.00	0.00	2,133,774.00	0.00	0.00	0.00	0.00	0.00	2,133,774.00	0.00	0.00	0.00	2,133,774.00
<b>Sub-total</b>					<b>211,661,121.00</b>	<b>47,009,000.00</b>	<b>0.00</b>	<b>62,534,000.00</b>	<b>321,204,121.00</b>	<b>0.00</b>	<b>0.00</b>	<b>0.00</b>	<b>0.00</b>	<b>0.00</b>	<b>211,661,121.00</b>	<b>47,009,000.00</b>	<b>0.00</b>	<b>62,534,000.00</b>	<b>321,204,121.00</b>
<b>B. Sub-allotments received from Central Office/Regional Office</b>																			
					0.00	0.00	0.00	0.00	0.00	0.00	0.00	0.00	0.00	0.00	0.00	0.00	0.00	0.00	0.00
<b>Sub-total</b>					<b>0.00</b>	<b>0.00</b>	<b>0.00</b>	<b>0.00</b>	<b>0.00</b>	<b>0.00</b>	<b>0.00</b>	<b>0.00</b>	<b>0.00</b>	<b>0.00</b>	<b>0.00</b>	<b>0.00</b>	<b>0.00</b>	<b>0.00</b>	<b>0.00</b>
<b>Total Allotments</b>					<b>211,661,121.00</b>	<b>47,009,000.00</b>	<b>0.00</b>	<b>62,534,000.00</b>	<b>321,204,121.00</b>	<b>0.00</b>	<b>0.00</b>	<b>0.00</b>	<b>0.00</b>	<b>0.00</b>	<b>211,661,121.00</b>	<b>47,009,000.00</b>	<b>0.00</b>	<b>62,534,000.00</b>	<b>321,204,121.00</b>


Certified Correct:

  
**ELSIE P. ANDRES**  
Budget Officer  
Date: 2022-01-22 12:08:57

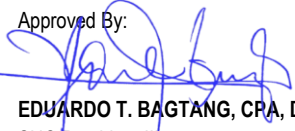
Certified Correct:

  
**ARNOLD A. TANDING, CPA, MBA**  
Accountant III  
Date: 2022-01-22 12:08:57

Recommending Approval:

  
**DANILO T. BUEN, MBA**  
Director, FMS  
Date: 2022-01-22 12:09:52

Approved By:

  
**EDUARDO T. BAGTANG, CPA, DBM**  
SUC President III  
Date: 2022-01-22 12:11:10



LIST OF ALLOTMENTS AND SUB-ALLOTMENTS  
As at the quarter ending December 31, 2021

Department :State Universities and Colleges (SUCs)  
 Agency :Kalinga State University  
 Operating Unit :<not applicable>  
 Organization Code :08 019 0000000  
 Funding Cluster :01 - Regular Agency Fund

	Current Year Appropriations
	Supplemental Appropriations
X	Continuing Appropriations

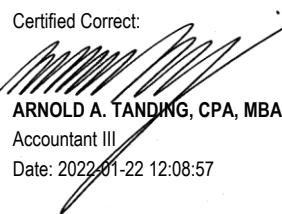
(e.g. UACS Fund Cluster: 01-Regular Agency Fund, 02-Foreign Assisted Projects Fund, 03-Special Account-Locally Funded/Domestic Grants Fund, and 04-Special Account-Foreign Assisted/Foreign Grants Fund)

Allotments /Sub-Allotments Reference			Funding Source		Allotments/Sub-Allotments received from CO/ROs/Ous					Sub-Allotments to ROs/Ous					Total Allotments/Net of Sub-allotments				
No.	Number	Date	Description	UACS Code	PS	MOOE	FinEx	CO	Total	PS	MOOE	FinEx	CO	Total	PS	MOOE	FinEx	CO	Total
1	2	3	4	5	6	7	8	9	10=(6+7+8+9)	11	12	13	14	15=(11+12+13+14)	16=(6+11)	17=(7+12)	18=(8+13)	19=(9+14)	20=(16+17+18+19)
<b>A. Allotments received from DBM</b>																			
1	GAA-2021-B01492B	2021-12-23	Specific Budgets of National Government Agencies	102101	0.00	0.00	0.00	0.00	0.00	0.00	0.00	0.00	0.00	0.00	0.00	0.00	0.00	0.00	0.00
2	SARO-CAR-21-0013725	2021-12-23	Specific Budgets of National Government Agencies	102101	4,076,340.00	0.00	0.00	0.00	4,076,340.00	0.00	0.00	0.00	0.00	0.00	4,076,340.00	0.00	0.00	0.00	0.00
	<b>Sub-total</b>				<b>4,076,340.00</b>	<b>0.00</b>	<b>0.00</b>	<b>0.00</b>	<b>4,076,340.00</b>	<b>0.00</b>	<b>0.00</b>	<b>0.00</b>	<b>0.00</b>	<b>0.00</b>	<b>4,076,340.00</b>	<b>0.00</b>	<b>0.00</b>	<b>0.00</b>	<b>4,076,340.00</b>
<b>Total Allotments</b>					<b>4,076,340.00</b>	<b>0.00</b>	<b>0.00</b>	<b>0.00</b>	<b>4,076,340.00</b>	<b>0.00</b>	<b>0.00</b>	<b>0.00</b>	<b>0.00</b>	<b>0.00</b>	<b>4,076,340.00</b>	<b>0.00</b>	<b>0.00</b>	<b>0.00</b>	<b>4,076,340.00</b>


Certified Correct:

  
**ELSIE P. ANDRES**  
 Budget Officer  
 Date: 2022-01-22 12:08:57


Certified Correct:

  
**ARNOLD A. TANDING, CPA, MBA**  
 Accountant III  
 Date: 2022-01-22 12:08:57

Recommending Approval:

  
**DANILO T. BUEN, MBA**  
 Director, FMS  
 Date: 2022-01-22 12:09:52


Approved By:

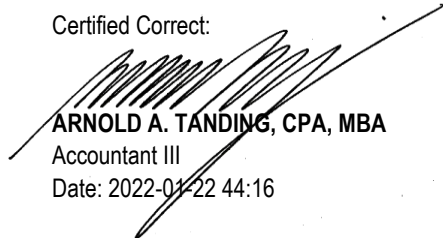
  
**EDUARDO T. BAGTANG, CPA, DBM**  
 SUC President III  
 Date: 2022-01-22 12:11:10


**STATEMENT OF OBLIGATIONS, DISBURSEMENTS, LIQUIDATIONS AND BALANCES for INTER-AGENCY FUND TRANSFERS**  
 (for Source Agency use only)  
 As at the Quarter Ending December 31, 2021


Department : **State Universities and Colleges (SUCs)**  
 Agency : **Kalinga State University**  
 Operating Unit : **<not applicable>**  
 Organization Code: **08 019 0000000**  
 Funding Cluster: **01 - Regular Agency Fund**  
 (e.g. UACS Fund Cluster: 05-Internally Generated Funds and 06-Business Related Funds)

Particulars	Obligations						Disbursements (Funds Transferred To)					Liquidations					Unpaid Obligations	Unliquidated Fund Transfers	
	Obligation Request and Status		1st Quarter	2nd Quarter	3rd Quarter	4th Quarter	Total	1st Quarter	2nd Quarter	3rd Quarter	4th Quarter	Total	1st Quarter	2nd Quarter	3rd Quarter	4th Quarter			Total
	Number	Date	Ending March 31	Ending June 30	Ending Sept. 30	Ending Dec. 31		Ending March 31	Ending June 30	Ending Sept. 30	Ending Dec. 31		Ending March 31	Ending June 30	Ending Sept. 30	Ending Dec. 31			
1	2	3	4	5	6	7	8=(4+5+6+7)	9	10	11	12	13=(9+10+11+12)	14	15	16	17	18=(14+15+16+17)	19=(8-13)	20=(13-18)

Certified Correct:  
  
**ELSIE P. ANDRES**  
 Budget Officer  
 Date: 2022-01-22 44:16

Certified Correct:  
  
**ARNOLD A. TANDING, CPA, MBA**  
 Accountant III  
 Date: 2022-01-22 44:16

Recommending Approval:  
  
**DANILO T. BUEN, MBA**  
 Director, FMS  
 Date: 2022-01-22 44:16

Approved By:  
  
**EDUARDO T. BAGTANG, CPA, DBM**  
 SUC President III  
 Date: 2022-01-22 44:16

This report was generated using the Unified Reporting System on 22/01/2022 04:16 version.FAR1C.1.1 ; Status : NOT APPLICABLE

**STATEMENT OF APPROVED BUDGET, UTILIZATIONS, DISBURSEMENTS AND BALANCES**  
 (For Off-Budgetary Funds)  
 As at the Quarter Ending December 31, 2021

Department :State Universities and Colleges (SUCs)  
 Agency :Kalinga State University  
 Operating Unit :<not applicable>  
 Organization Code :08 019 0000000  
 Funding Cluster :05 Internally Generated Funds  
 (e.g. UACS Fund Cluster: 05-Internally Generated Funds and 06-Business Related Funds)

Particulars	UACS CODE	Approved Budget			Utilizations					Disbursements					Balances		
		Approved Budgeted Revenue	Adjustments (Reductions, Modifications/ Augmentations)	Adjusted Budgeted Revenue	1st Quarter Ending March 31	2nd Quarter Ending June 30	3rd Quarter Ending Sept. 30	4th Quarter Ending Dec. 31	Total	1st Quarter Ending March 31	2nd Quarter Ending June 30	3rd Quarter Ending Sept. 30	4th Quarter Ending Dec. 31	Total	Unutilized Budget	Unpaid Utilizations	
																Due and Demandable	Not Yet Due and Demandable
1	2	3	4	5=[3+(-)4]	6	7	8	9	10=(6+7+8+9)	11	12	13	14	15=(11+12+13+14)	16=(5-10)	17	18
<b>General Administration and Support</b>	1000000000000000	27,375,565.00	2,098,261.35	29,473,826.35	1,466,353.08	11,338,571.08	9,402,442.43	5,962,653.32	28,170,019.91	1,466,353.08	9,261,597.33	7,894,808.15	9,441,391.35	28,064,149.91	1,303,806.44	105,870.00	0.00
General Management and Supervision	100000100001000	27,375,565.00	2,098,261.35	29,473,826.35	1,466,353.08	11,338,571.08	9,402,442.43	5,962,653.32	28,170,019.91	1,466,353.08	9,261,597.33	7,894,808.15	9,441,391.35	28,064,149.91	1,303,806.44	105,870.00	0.00
MOOE		7,203,265.00	(700,086.16)	6,503,178.84	468,904.54	1,292,992.47	1,797,494.68	1,639,980.71	5,199,372.40	468,904.54	1,292,992.47	1,707,774.68	1,633,480.71	5,103,152.40	1,303,806.44	96,220.00	0.00
CO		20,172,300.00	2,798,347.51	22,970,647.51	997,448.54	10,045,578.61	7,604,947.75	4,322,672.61	22,970,647.51	997,448.54	7,968,604.86	6,187,033.47	7,807,910.64	22,960,997.51	0.00	9,650.00	0.00
Sub-Total, General Administration and Support		27,375,565.00	2,098,261.35	29,473,826.35	1,466,353.08	11,338,571.08	9,402,442.43	5,962,653.32	28,170,019.91	1,466,353.08	9,261,597.33	7,894,808.15	9,441,391.35	28,064,149.91	1,303,806.44	105,870.00	0.00
PS		0.00	0.00	0.00	0.00	0.00	0.00	0.00	0.00	0.00	0.00	0.00	0.00	0.00	0.00	0.00	0.00
MOOE		7,203,265.00	-700,086.16	6,503,178.84	468,904.54	1,292,992.47	1,797,494.68	1,639,980.71	5,199,372.40	468,904.54	1,292,992.47	1,707,774.68	1,633,480.71	5,103,152.40	1,303,806.44	96,220.00	0.00
FinEx (if Applicable)		0.00	0.00	0.00	0.00	0.00	0.00	0.00	0.00	0.00	0.00	0.00	0.00	0.00	0.00	0.00	0.00
CO		20,172,300.00	2,798,347.51	22,970,647.51	997,448.54	10,045,578.61	7,604,947.75	4,322,672.61	22,970,647.51	997,448.54	7,968,604.86	6,187,033.47	7,807,910.64	22,960,997.51	0.00	9,650.00	0.00
<b>Support to Operations</b>	2000000000000000	150,000.00	(50,000.00)	100,000.00	0.00	0.00	53,457.87	46,542.13	100,000.00	0.00	0.00	53,457.87	46,542.13	100,000.00	0.00	0.00	0.00
Auxiliary Services	200000100001000	150,000.00	(50,000.00)	100,000.00	0.00	0.00	53,457.87	46,542.13	100,000.00	0.00	0.00	53,457.87	46,542.13	100,000.00	0.00	0.00	0.00
MOOE		150,000.00	(50,000.00)	100,000.00	0.00	0.00	53,457.87	46,542.13	100,000.00	0.00	0.00	53,457.87	46,542.13	100,000.00	0.00	0.00	0.00
Sub-Total, Support to Operations		150,000.00	(50,000.00)	100,000.00	0.00	0.00	53,457.87	46,542.13	100,000.00	0.00	0.00	53,457.87	46,542.13	100,000.00	0.00	0.00	0.00
PS		0.00	0.00	0.00	0.00	0.00	0.00	0.00	0.00	0.00	0.00	0.00	0.00	0.00	0.00	0.00	0.00
MOOE		150,000.00	(50,000.00)	100,000.00	0.00	0.00	53,457.87	46,542.13	100,000.00	0.00	0.00	53,457.87	46,542.13	100,000.00	0.00	0.00	0.00
FinEx (if Applicable)		0.00	0.00	0.00	0.00	0.00	0.00	0.00	0.00	0.00	0.00	0.00	0.00	0.00	0.00	0.00	0.00
CO		0.00	0.00	0.00	0.00	0.00	0.00	0.00	0.00	0.00	0.00	0.00	0.00	0.00	0.00	0.00	0.00
<b>Operations</b>	3000000000000000	34,474,435.00	3,711,349.01	38,185,784.01	813,945.99	7,549,521.61	7,639,024.54	7,962,711.57	23,965,203.71	813,945.99	3,659,874.49	3,227,546.66	3,863,198.57	11,564,565.71	14,220,580.30	12,400,638.00	0.00

**STATEMENT OF APPROVED BUDGET, UTILIZATIONS, DISBURSEMENTS AND BALANCES**  
 (For Off-Budgetary Funds)  
 As at the Quarter Ending December 31, 2021

Department :State Universities and Colleges (SUCs)  
 Agency :Kalinga State University  
 Operating Unit :<not applicable>  
 Organization Code :08 019 0000000  
 Funding Cluster :05 Internally Generated Funds


(e.g. UACS Fund Cluster: 05-Internally Generated Funds and 06-Business Related Funds)


Particulars	UACS CODE	Approved Budget			Utilizations					Disbursements					Balances		
		Approved Budgeted Revenue	Adjustments (Reductions, Modifications/ Augmentations)	Adjusted Budgeted Revenue	1st Quarter Ending March 31	2nd Quarter Ending June 30	3rd Quarter Ending Sept. 30	4th Quarter Ending Dec. 31	Total	1st Quarter Ending March 31	2nd Quarter Ending June 30	3rd Quarter Ending Sept. 30	4th Quarter Ending Dec. 31	Total	Unutilized Budget	Unpaid Utilizations	
																Due and Demandable	Not Yet Due and Demandable
1	2	3	4	5=[3+(-)4]	6	7	8	9	10=(6+7+8+9)	11	12	13	14	15=(11+12+13+14)	16=(5-10)	17	18
OO : Relevant and quality tertiary education ensured to achieve inclusive growth and access of deserving but poor students to quality tertiary education increased	3100000000000000	32,789,435.00	3,954,382.41	36,743,817.41	737,119.50	7,174,898.56	7,115,044.98	7,678,720.57	22,705,783.61	737,119.50	3,285,251.44	2,707,353.10	3,634,817.57	10,364,541.61	14,038,033.80	12,341,242.00	0.00
HIGHER EDUCATION PROGRAM	3101000000000000	32,789,435.00	3,954,382.41	36,743,817.41	737,119.50	7,174,898.56	7,115,044.98	7,678,720.57	22,705,783.61	737,119.50	3,285,251.44	2,707,353.10	3,634,817.57	10,364,541.61	14,038,033.80	12,341,242.00	0.00
Provision of Higher Education Services	310100100002000	32,789,435.00	3,954,382.41	36,743,817.41	737,119.50	7,174,898.56	7,115,044.98	7,678,720.57	22,705,783.61	737,119.50	3,285,251.44	2,707,353.10	3,634,817.57	10,364,541.61	14,038,033.80	12,341,242.00	0.00
MOOE		32,789,435.00	3,954,382.41	36,743,817.41	737,119.50	7,174,898.56	7,115,044.98	7,678,720.57	22,705,783.61	737,119.50	3,285,251.44	2,707,353.10	3,634,817.57	10,364,541.61	14,038,033.80	12,341,242.00	0.00
OO : Higher education research improved to promote economic productivity and innovation	3200000000000000	950,000.00	(13,813.24)	936,186.76	66,830.49	292,100.51	232,902.76	210,545.00	802,378.76	66,830.49	292,100.51	231,347.76	174,935.00	765,213.76	133,808.00	37,165.00	0.00
RESEARCH PROGRAM	3202000000000000	950,000.00	(13,813.24)	936,186.76	66,830.49	292,100.51	232,902.76	210,545.00	802,378.76	66,830.49	292,100.51	231,347.76	174,935.00	765,213.76	133,808.00	37,165.00	0.00
Conduct of Research Services	320200100001000	950,000.00	(13,813.24)	936,186.76	66,830.49	292,100.51	232,902.76	210,545.00	802,378.76	66,830.49	292,100.51	231,347.76	174,935.00	765,213.76	133,808.00	37,165.00	0.00

**STATEMENT OF APPROVED BUDGET, UTILIZATIONS, DISBURSEMENTS AND BALANCES**  
 (For Off-Budgetary Funds)  
 As at the Quarter Ending December 31, 2021


Department :State Universities and Colleges (SUCs)  
 Agency :Kalinga State University  
 Operating Unit :<not applicable>  
 Organization Code :08 019 0000000  
 Funding Cluster :05 Internally Generated Funds  
 (e.g. UACS Fund Cluster: 05-Internally Generated Funds and 06-Business Related Funds)

Particulars	UACS CODE	Approved Budget			Utilizations					Disbursements					Balances		
		Approved Budgeted Revenue	Adjustments (Reductions, Modifications/ Augmentations)	Adjusted Budgeted Revenue	1st Quarter Ending March 31	2nd Quarter Ending June 30	3rd Quarter Ending Sept. 30	4th Quarter Ending Dec. 31	Total	1st Quarter Ending March 31	2nd Quarter Ending June 30	3rd Quarter Ending Sept. 30	4th Quarter Ending Dec. 31	Total	Unutilized Budget	Unpaid Utilizations	
																Due and Demandable	Not Yet Due and Demandable
1	2	3	4	5=[3+(-)4]	6	7	8	9	10=(6+7+8+9)	11	12	13	14	15=(11+12+13+14)	16=(5-10)	17	18
MOOE		950,000.00	(13,813.24)	936,186.76	66,830.49	292,100.51	232,902.76	210,545.00	802,378.76	66,830.49	292,100.51	231,347.76	174,935.00	765,213.76	133,808.00	37,165.00	0.00
OO : Community engagement increased	3300000000000000	735,000.00	(229,220.16)	505,779.84	9,996.00	82,522.54	291,076.80	73,446.00	457,041.34	9,996.00	82,522.54	288,845.80	53,446.00	434,810.34	48,738.50	22,231.00	0.00
TECHNICAL ADVISORY EXTENSION PROGRAM	3301000000000000	735,000.00	(229,220.16)	505,779.84	9,996.00	82,522.54	291,076.80	73,446.00	457,041.34	9,996.00	82,522.54	288,845.80	53,446.00	434,810.34	48,738.50	22,231.00	0.00
Provision of Extension Services	330100100001000	735,000.00	(229,220.16)	505,779.84	9,996.00	82,522.54	291,076.80	73,446.00	457,041.34	9,996.00	82,522.54	288,845.80	53,446.00	434,810.34	48,738.50	22,231.00	0.00
MOOE		735,000.00	(229,220.16)	505,779.84	9,996.00	82,522.54	291,076.80	73,446.00	457,041.34	9,996.00	82,522.54	288,845.80	53,446.00	434,810.34	48,738.50	22,231.00	0.00
Sub-Total, Operations		34,474,435.00	3,711,349.01	38,185,784.01	813,945.99	7,549,521.61	7,639,024.54	7,962,711.57	23,965,203.71	813,945.99	3,659,874.49	3,227,546.66	3,863,198.57	11,564,565.71	14,220,580.30	12,400,638.00	0.00
PS		0.00	0.00	0.00	0.00	0.00	0.00	0.00	0.00	0.00	0.00	0.00	0.00	0.00	0.00	0.00	0.00
MOOE		34,474,435.00	3,711,349.01	38,185,784.01	813,945.99	7,549,521.61	7,639,024.54	7,962,711.57	23,965,203.71	813,945.99	3,659,874.49	3,227,546.66	3,863,198.57	11,564,565.71	14,220,580.30	12,400,638.00	0.00
FinEx (if Applicable)		0.00	0.00	0.00	0.00	0.00	0.00	0.00	0.00	0.00	0.00	0.00	0.00	0.00	0.00	0.00	0.00
CO		0.00	0.00	0.00	0.00	0.00	0.00	0.00	0.00	0.00	0.00	0.00	0.00	0.00	0.00	0.00	0.00
<b>GRAND TOTAL</b>		<b>62,000,000.00</b>	<b>5,759,610.36</b>	<b>67,759,610.36</b>	<b>2,280,299.07</b>	<b>18,888,092.69</b>	<b>17,094,924.84</b>	<b>13,971,907.02</b>	<b>52,235,223.62</b>	<b>2,280,299.07</b>	<b>12,921,471.82</b>	<b>11,175,812.68</b>	<b>13,351,132.05</b>	<b>39,728,715.62</b>	<b>15,524,386.74</b>	<b>12,506,508.00</b>	<b>0.00</b>
PS		0.00	0.00	0.00	0.00	0.00	0.00	0.00	0.00	0.00	0.00	0.00	0.00	0.00	0.00	0.00	0.00
MOOE		41,827,700.00	2,961,262.85	44,788,962.85	1,282,850.53	8,842,514.08	9,489,977.09	9,649,234.41	29,264,576.11	1,282,850.53	4,952,866.96	4,988,779.21	5,543,221.41	16,767,718.11	15,524,386.74	12,496,858.00	0.00
FinEx (if Applicable)		0.00	0.00	0.00	0.00	0.00	0.00	0.00	0.00	0.00	0.00	0.00	0.00	0.00	0.00	0.00	0.00
CO		20,172,300.00	2,798,347.51	22,970,647.51	997,448.54	10,045,578.61	7,604,947.75	4,322,672.61	22,970,647.51	997,448.54	7,968,604.86	6,187,033.47	7,807,910.64	22,960,997.51	0.00	9,650.00	0.00

Certified Correct:  
  
**ELSIE P. ANDRES**  
 Budget Officer  
 Date: 2022-01-28 13:38:53

Certified Correct:  
  
**ARNOLD A. TANDING, CPA, MBA**  
 Accountant III  
 Date: 2022-01-28 13:38:53


Recommending Approval:  
  
**DANILO T. BUEN, MBA**  
 Director, FMS  
 Date: 2022-01-28 13:40:01

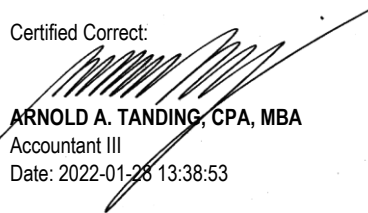
Approved By:  
  
**EDUARDO T. BAGTANG, CPA, DBM**  
 SUC President III  
 Date: 2022-01-28 13:42:27

**STATEMENT OF APPROVED BUDGET, UTILIZATIONS, DISBURSEMENTS AND BALANCES**  
**(For Off-Budgetary Funds)**  
**As at the Quarter Ending December 31, 2021**

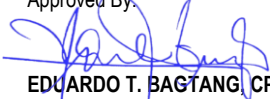
Department :State Universities and Colleges (SUCs)  
 Agency :Kalinga State University  
 Operating Unit :<not applicable>  
 Organization Code :08 019 0000000  
 Funding Cluster :06 Business Related Funds  
 (e.g. UACS Fund Cluster: 05-Internally Generated Funds and 06-Business Related Funds)

Particulars	UACS CODE	Approved Budget			Utilizations					Disbursements					Balances		
		Approved Budgeted Revenue	Adjustments (Reductions, Modifications/ Augmentations)	Adjusted Budgeted Revenue	1st Quarter Ending March 31	2nd Quarter Ending June 30	3rd Quarter Ending Sept. 30	4th Quarter Ending Dec. 31	Total	1st Quarter Ending March 31	2nd Quarter Ending June 30	3rd Quarter Ending Sept. 30	4th Quarter Ending Dec. 31	Total	Unutilized Budget	Unpaid Utilizations	
																Due and Demandable	Not Yet Due and Demandable
1	2	3	4	5=[3+(-)4]	6	7	8	9	10=(6+7+8+9)	11	12	13	14	15=(11+12+13+14)	16=(5-10)	17	18
Support to Operations	2000000000000000	8,000,000.00	(1,880,566.35)	6,119,433.65	611,009.65	1,071,071.43	1,307,592.37	2,378,495.44	5,368,168.89	611,009.65	1,071,071.43	958,734.27	1,661,295.00	4,302,110.35	751,264.76	1,066,058.54	0.00
Auxiliary Services	200000100001000	8,000,000.00	(1,880,566.35)	6,119,433.65	611,009.65	1,071,071.43	1,307,592.37	2,378,495.44	5,368,168.89	611,009.65	1,071,071.43	958,734.27	1,661,295.00	4,302,110.35	751,264.76	1,066,058.54	0.00
MOOE		6,000,000.00	(2,508,115.48)	3,491,884.52	611,009.65	828,571.43	1,241,907.37	628,073.75	3,309,562.20	611,009.65	828,571.43	931,234.27	444,254.17	2,815,069.52	182,322.32	494,492.68	0.00
CO		2,000,000.00	627,549.13	2,627,549.13	0.00	242,500.00	65,685.00	1,750,421.69	2,058,606.69	0.00	242,500.00	27,500.00	1,217,040.83	1,487,040.83	568,942.44	571,565.86	0.00
Sub-Total, Support to Operations		8,000,000.00	(1,880,566.35)	6,119,433.65	611,009.65	1,071,071.43	1,307,592.37	2,378,495.44	5,368,168.89	611,009.65	1,071,071.43	958,734.27	1,661,295.00	4,302,110.35	751,264.76	1,066,058.54	0.00
PS		0.00	0.00	0.00	0.00	0.00	0.00	0.00	0.00	0.00	0.00	0.00	0.00	0.00	0.00	0.00	0.00
MOOE		6,000,000.00	(2,508,115.48)	3,491,884.52	611,009.65	828,571.43	1,241,907.37	628,073.75	3,309,562.20	611,009.65	828,571.43	931,234.27	444,254.17	2,815,069.52	182,322.32	494,492.68	0.00
FinEx (if Applicable)		0.00	0.00	0.00	0.00	0.00	0.00	0.00	0.00	0.00	0.00	0.00	0.00	0.00	0.00	0.00	0.00
CO		2,000,000.00	627,549.13	2,627,549.13	0.00	242,500.00	65,685.00	1,750,421.69	2,058,606.69	0.00	242,500.00	27,500.00	1,217,040.83	1,487,040.83	568,942.44	571,565.86	0.00
<b>GRAND TOTAL</b>		<b>8,000,000.00</b>	<b>(1,880,566.35)</b>	<b>6,119,433.65</b>	<b>611,009.65</b>	<b>1,071,071.43</b>	<b>1,307,592.37</b>	<b>2,378,495.44</b>	<b>5,368,168.89</b>	<b>611,009.65</b>	<b>1,071,071.43</b>	<b>958,734.27</b>	<b>1,661,295.00</b>	<b>4,302,110.35</b>	<b>751,264.76</b>	<b>1,066,058.54</b>	<b>0.00</b>
PS		0.00	0.00	0.00	0.00	0.00	0.00	0.00	0.00	0.00	0.00	0.00	0.00	0.00	0.00	0.00	0.00
MOOE		6,000,000.00	(2,508,115.48)	3,491,884.52	611,009.65	828,571.43	1,241,907.37	628,073.75	3,309,562.20	611,009.65	828,571.43	931,234.27	444,254.17	2,815,069.52	182,322.32	494,492.68	0.00
FinEx (if Applicable)		0.00	-	0.00	0.00	0.00	0.00	0.00	0.00	0.00	0.00	0.00	0.00	0.00	0.00	0.00	0.00
CO		2,000,000.00	627,549.13	2,627,549.13	0.00	242,500.00	65,685.00	1,750,421.69	2,058,606.69	0.00	242,500.00	27,500.00	1,217,040.83	1,487,040.83	568,942.44	571,565.86	0.00

Certified Correct:  
  
**ELSIE P. ANDRES**  
 Budget Officer  
 Date: 2022-01-28 13:38:53

Certified Correct:  
  
**ARNOLD A. TANDING, CPA, MBA**  
 Accountant III  
 Date: 2022-01-28 13:38:53

Recommending Approval:  
  
**DANILO T. BUEN, MBA**  
 Director, FMS  
 Date: 2022-01-28 13:40:01

Approved By:  
  
**EDUARDO T. BAGTANG, CPA, DBM**  
 SUC President III  
 Date: 2022-01-28 13:42:27

**SUMMARY OF APPROVED BUDGET, UTILIZATIONS, DISBURSEMENTS AND BALANCES BY OBJECT OF EXPENDITURES**  
**(For Off-Budgetary Funds)**  
**As at the Quarter Ending December 31, 2021**

Department :State Universities and Colleges (SUCs)  
 Agency :Kalinga State University  
 Operating Unit :<not applicable>  
 Organization Code :08 019 0000000  
 Funding Cluster :05 Internally Generated Funds  
 (e.g. UACS Fund Cluster: 05-Internally Generated Funds and 06-Business Related Funds)

Particulars	UACS CODE	Approved Budget			Utilizations					Disbursements					Balances		
		Approved Budgeted Revenue	Adjustments (Reductions, Modifications/ Augmentations)	Adjusted Budgeted Revenue	1st Quarter Ending March 31	2nd Quarter Ending June 30	3rd Quarter Ending Sept. 30	4th Quarter Ending Dec. 31	Total	1st Quarter Ending March 31	2nd Quarter Ending June 30	3rd Quarter Ending Sept. 30	4th Quarter Ending Dec. 31	Total	Unutilized Budget	Unpaid Utilizations	
																Due and Demandable	Not Yet Due and Demandable
1	2	3	4	5=[3+(-)4]	6	7	8	9	10=(6+7+8+9)	11	12	13	14	15=(11+12+13+14)	16=(5-10)	17	18
<b>SUMMARY</b>																	
<b>A. AGENCY SPECIFIC BUDGET</b>																	
Maintenance and Other Operating Expenses		41,827,700.00	2,961,262.85	44,788,962.85	1,282,850.53	8,842,514.08	9,489,977.09	9,649,234.41	29,264,576.11	1,282,850.53	4,952,866.96	4,988,779.21	5,543,221.41	16,767,718.11	15,524,386.74	12,496,858.00	0.00
Traveling Expenses	5020100000	2,050,000.00	(1,663,060.00)	386,940.00	6,900.00	0.00	129,644.00	250,396.00	386,940.00	6,900.00	0.00	129,644.00	208,396.00	344,940.00	0.00	42,000.00	0.00
Traveling Expenses - Local	5020101000	1,450,000.00	(1,063,060.00)	386,940.00	6,900.00	0.00	129,644.00	250,396.00	386,940.00	6,900.00	0.00	129,644.00	208,396.00	344,940.00	0.00	42,000.00	0.00
Traveling Expenses - Foreign	5020102000	600,000.00	(600,000.00)	0.00	0.00	0.00	0.00	0.00	0.00	0.00	0.00	0.00	0.00	0.00	0.00	0.00	0.00
Traveling Expenses - Foreign	5020102000	600,000.00	(600,000.00)	0.00	0.00	0.00	0.00	0.00	0.00	0.00	0.00	0.00	0.00	0.00	0.00	0.00	0.00
Training and Scholarship Expenses	5020200000	700,000.00	(696,000.00)	4,000.00	0.00	4,000.00	0.00	0.00	4,000.00	0.00	4,000.00	0.00	0.00	4,000.00	0.00	0.00	0.00
Training Expenses	5020201000	700,000.00	(696,000.00)	4,000.00	0.00	4,000.00	0.00	0.00	4,000.00	0.00	4,000.00	0.00	0.00	4,000.00	0.00	0.00	0.00
Training Expenses	5020201002	700,000.00	(696,000.00)	4,000.00	0.00	4,000.00	0.00	0.00	4,000.00	0.00	4,000.00	0.00	0.00	4,000.00	0.00	0.00	0.00
Supplies and Materials Expenses	5020300000	2,475,000.00	551,460.69	3,026,460.69	115,841.48	885,386.20	1,103,760.40	23,976.00	2,128,964.08	115,841.48	858,559.08	923,593.52	15,935.00	1,913,929.08	897,496.61	215,035.00	0.00
Office Supplies Expenses	5020301000	1,050,000.00	532,106.70	1,582,106.70	38,801.48	378,144.40	703,352.52	0.00	1,120,298.40	38,801.48	378,144.40	674,797.52	0.00	1,091,743.40	461,808.30	28,555.00	0.00
Office Supplies Expenses	5020301002	1,050,000.00	532,106.70	1,582,106.70	38,801.48	378,144.40	703,352.52	0.00	1,120,298.40	38,801.48	378,144.40	674,797.52	0.00	1,091,743.40	461,808.30	28,555.00	0.00
Accountable Forms Expenses	5020302000	125,000.00	0.00	125,000.00	3,000.00	3,000.00	119,000.00	0.00	125,000.00	3,000.00	3,000.00	119,000.00	0.00	125,000.00	0.00	0.00	0.00
Forms Expenses	5020302000	125,000.00	0.00	125,000.00	3,000.00	3,000.00	119,000.00	0.00	125,000.00	3,000.00	3,000.00	119,000.00	0.00	125,000.00	0.00	0.00	0.00
Fuel, Oil and Lubricants Expenses	5020309000	350,000.00	(72,772.83)	277,227.17	8,000.00	0.00	13,500.00	6,000.00	27,500.00	8,000.00	0.00	13,500.00	6,000.00	27,500.00	249,727.17	0.00	0.00
Fuel, Oil and Lubricants Expenses	5020309000	350,000.00	(72,772.83)	277,227.17	8,000.00	0.00	13,500.00	6,000.00	27,500.00	8,000.00	0.00	13,500.00	6,000.00	27,500.00	249,727.17	0.00	0.00

**SUMMARY OF APPROVED BUDGET, UTILIZATIONS, DISBURSEMENTS AND BALANCES BY OBJECT OF EXPENDITURES**  
**(For Off-Budgetary Funds)**  
**As at the Quarter Ending December 31, 2021**

Department :State Universities and Colleges (SUCs)  
 Agency :Kalinga State University  
 Operating Unit :<not applicable>  
 Organization Code :08 019 0000000  
 Funding Cluster :05 Internally Generated Funds  
 (e.g. UACS Fund Cluster: 05-Internally Generated Funds and 06-Business Related Funds)

Particulars	UACS CODE	Approved Budget			Utilizations					Disbursements					Balances		
		Approved Budgeted Revenue	Adjustments (Reductions, Modifications/ Augmentations)	Adjusted Budgeted Revenue	1st Quarter Ending March 31	2nd Quarter Ending June 30	3rd Quarter Ending Sept. 30	4th Quarter Ending Dec. 31	Total	1st Quarter Ending March 31	2nd Quarter Ending June 30	3rd Quarter Ending Sept. 30	4th Quarter Ending Dec. 31	Total	Unutilized Budget	Unpaid Utilizations	
																Due and Demandable	Not Yet Due and Demandable
1	2	3	4	5=[3+(-)4]	6	7	8	9	10=(6+7+8+9)	11	12	13	14	15=(11+12+13+14)	16=(5-10)	17	18
<b>SUMMARY</b>																	
<b>A. AGENCY SPECIFIC BUDGET</b>																	
Other Supplies and Materials Expenses	5020399000	950,000.00	92,126.82	1,042,126.82	66,040.00	504,241.80	267,907.88	17,976.00	856,165.68	66,040.00	477,414.68	116,296.00	9,935.00	669,685.68	185,961.14	186,480.00	0.00
Other Supplies and Materials Expenses	5020399000	950,000.00	92,126.82	1,042,126.82	66,040.00	504,241.80	267,907.88	17,976.00	856,165.68	66,040.00	477,414.68	116,296.00	9,935.00	669,685.68	185,961.14	186,480.00	0.00
Utility Expenses	5020400000	870,000.00	(870,000.00)	0.00	0.00	0.00	0.00	0.00	0.00	0.00	0.00	0.00	0.00	0.00	0.00	0.00	0.00
Electricity Expenses	5020402000	870,000.00	(870,000.00)	0.00	0.00	0.00	0.00	0.00	0.00	0.00	0.00	0.00	0.00	0.00	0.00	0.00	0.00
Electricity Expenses	5020402000	870,000.00	(870,000.00)	0.00	0.00	0.00	0.00	0.00	0.00	0.00	0.00	0.00	0.00	0.00	0.00	0.00	0.00
Communication Expenses	5020500000	924,000.00	(820,001.00)	103,999.00	0.00	102,499.00	0.00	1,500.00	103,999.00	0.00	102,499.00	0.00	1,500.00	103,999.00	0.00	0.00	0.00
Telephone Expenses	5020502000	20,000.00	(20,000.00)	0.00	0.00	0.00	0.00	0.00	0.00	0.00	0.00	0.00	0.00	0.00	0.00	0.00	0.00
Mobile	5020502001	20,000.00	(20,000.00)	0.00	0.00	0.00	0.00	0.00	0.00	0.00	0.00	0.00	0.00	0.00	0.00	0.00	0.00
Internet Subscription Expenses	5020503000	900,000.00	(799,001.00)	100,999.00	0.00	100,999.00	0.00	0.00	100,999.00	0.00	100,999.00	0.00	0.00	100,999.00	0.00	0.00	0.00
Internet Subscription Expenses	5020503000	900,000.00	(799,001.00)	100,999.00	0.00	100,999.00	0.00	0.00	100,999.00	0.00	100,999.00	0.00	0.00	100,999.00	0.00	0.00	0.00
Cable, Satellite, Telegraph and Radio Expenses	5020504000	4,000.00	(1,000.00)	3,000.00	0.00	1,500.00	0.00	1,500.00	3,000.00	0.00	1,500.00	0.00	1,500.00	3,000.00	0.00	0.00	0.00
Telegraph and Radio Expenses	5020504000	4,000.00	(1,000.00)	3,000.00	0.00	1,500.00	0.00	1,500.00	3,000.00	0.00	1,500.00	0.00	1,500.00	3,000.00	0.00	0.00	0.00
Awards/Rewards and Prizes	5020600000	300,000.00	(163,300.00)	136,700.00	0.00	10,000.00	0.00	126,700.00	136,700.00	0.00	10,000.00	0.00	126,700.00	136,700.00	0.00	0.00	0.00
Prizes	5020602000	300,000.00	(163,300.00)	136,700.00	0.00	10,000.00	0.00	126,700.00	136,700.00	0.00	10,000.00	0.00	126,700.00	136,700.00	0.00	0.00	0.00
Prizes	5020602000	300,000.00	(163,300.00)	136,700.00	0.00	10,000.00	0.00	126,700.00	136,700.00	0.00	10,000.00	0.00	126,700.00	136,700.00	0.00	0.00	0.00



**SUMMARY OF APPROVED BUDGET, UTILIZATIONS, DISBURSEMENTS AND BALANCES BY OBJECT OF EXPENDITURES**  
 (For Off-Budgetary Funds)  
 As at the Quarter Ending December 31, 2021

Department :State Universities and Colleges (SUCs)  
 Agency :Kalinga State University  
 Operating Unit :<not applicable>  
 Organization Code :08 019 0000000  
 Funding Cluster :05 Internally Generated Funds  
 (e.g. UACS Fund Cluster: 05-Internally Generated Funds and 06-Business Related Funds)

Particulars	UACS CODE	Approved Budget			Utilizations					Disbursements					Balances		
		Approved Budgeted Revenue	Adjustments (Reductions, Modifications/ Augmentations)	Adjusted Budgeted Revenue	1st Quarter Ending March 31	2nd Quarter Ending June 30	3rd Quarter Ending Sept. 30	4th Quarter Ending Dec. 31	Total	1st Quarter Ending March 31	2nd Quarter Ending June 30	3rd Quarter Ending Sept. 30	4th Quarter Ending Dec. 31	Total	Unutilized Budget	Unpaid Utilizations	
																Due and Demandable	Not Yet Due and Demandable
1	2	3	4	5=[3+(-)4]	6	7	8	9	10=(6+7+8+9)	11	12	13	14	15=(11+12+13+14)	16=(5-10)	17	18
<b>SUMMARY</b>																	
<b>A. AGENCY SPECIFIC BUDGET</b>																	
Confidential, Intelligence and Extraordinary Expenses	502100000	100,000.00	0.00	100,000.00	0.00	0.00	0.00	100,000.00	100,000.00	0.00	0.00	0.00	100,000.00	100,000.00	0.00	0.00	0.00
Extraordinary and Miscellaneous Expenses	502100300	100,000.00	0.00	100,000.00	0.00	0.00	0.00	100,000.00	100,000.00	0.00	0.00	0.00	100,000.00	100,000.00	0.00	0.00	0.00
and Miscellaneous Expenses	502100300	100,000.00	0.00	100,000.00	0.00	0.00	0.00	100,000.00	100,000.00	0.00	0.00	0.00	100,000.00	100,000.00	0.00	0.00	0.00
Professional Services	502110000	200,000.00	(41,600.00)	158,400.00	0.00	0.00	158,400.00	0.00	158,400.00	0.00	0.00	158,400.00	0.00	158,400.00	0.00	0.00	0.00
Other Professional Services	502119900	200,000.00	(41,600.00)	158,400.00	0.00	0.00	158,400.00	0.00	158,400.00	0.00	0.00	158,400.00	0.00	158,400.00	0.00	0.00	0.00
Other Professional Services	502119900	200,000.00	(41,600.00)	158,400.00	0.00	0.00	158,400.00	0.00	158,400.00	0.00	0.00	158,400.00	0.00	158,400.00	0.00	0.00	0.00
General Services	502120000	6,093,700.00	3,828,412.82	9,922,112.82	704,990.01	1,475,410.23	2,322,502.42	3,486,504.25	7,989,406.91	704,990.01	1,475,410.23	2,322,502.42	3,486,504.25	7,989,406.91	1,932,705.91	0.00	0.00
Other General Services	502129900	6,093,700.00	3,828,412.82	9,922,112.82	704,990.01	1,475,410.23	2,322,502.42	3,486,504.25	7,989,406.91	704,990.01	1,475,410.23	2,322,502.42	3,486,504.25	7,989,406.91	1,932,705.91	0.00	0.00
Other General Services	502129909	6,093,700.00	3,828,412.82	9,922,112.82	704,990.01	1,475,410.23	2,322,502.42	3,486,504.25	7,989,406.91	704,990.01	1,475,410.23	2,322,502.42	3,486,504.25	7,989,406.91	1,932,705.91	0.00	0.00
Repairs and Maintenance	502130000	700,000.00	113,166.00	813,166.00	0.00	45,000.00	113,397.40	0.00	158,397.40	0.00	45,000.00	113,397.40	0.00	158,397.40	654,768.60	0.00	0.00
Repairs and Maintenance - Buildings and Other Structures	502130400	700,000.00	113,166.00	813,166.00	0.00	45,000.00	113,397.40	0.00	158,397.40	0.00	45,000.00	113,397.40	0.00	158,397.40	654,768.60	0.00	0.00
Buildings	502130401	700,000.00	113,166.00	813,166.00	0.00	45,000.00	113,397.40	0.00	158,397.40	0.00	45,000.00	113,397.40	0.00	158,397.40	654,768.60	0.00	0.00
Taxes, Insurance Premiums and Other Fees	502150000	500,000.00	(348,282.03)	151,717.97	0.00	0.00	151,717.97	0.00	151,717.97	0.00	0.00	151,717.97	0.00	151,717.97	0.00	0.00	0.00
Taxes, Duties and Licenses	502150100	100,000.00	(100,000.00)	0.00	0.00	0.00	0.00	0.00	0.00	0.00	0.00	0.00	0.00	0.00	0.00	0.00	0.00
Taxes, Duties and Licenses	502150101	100,000.00	(100,000.00)	0.00	0.00	0.00	0.00	0.00	0.00	0.00	0.00	0.00	0.00	0.00	0.00	0.00	0.00

**SUMMARY OF APPROVED BUDGET, UTILIZATIONS, DISBURSEMENTS AND BALANCES BY OBJECT OF EXPENDITURES**  
**(For Off-Budgetary Funds)**  
**As at the Quarter Ending December 31, 2021**


Department :State Universities and Colleges (SUCs)  
 Agency :Kalinga State University  
 Operating Unit :<not applicable>  
 Organization Code :08 019 0000000  
 Funding Cluster :05 Internally Generated Funds  
 (e.g. UACS Fund Cluster: 05-Internally Generated Funds and 06-Business Related Funds)

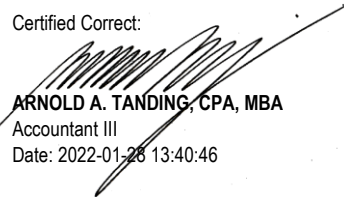
Particulars	UACS CODE	Approved Budget			Utilizations					Disbursements					Balances		
		Approved Budgeted Revenue	Adjustments (Reductions, Modifications/ Augmentations)	Adjusted Budgeted Revenue	1st Quarter Ending March 31	2nd Quarter Ending June 30	3rd Quarter Ending Sept. 30	4th Quarter Ending Dec. 31	Total	1st Quarter Ending March 31	2nd Quarter Ending June 30	3rd Quarter Ending Sept. 30	4th Quarter Ending Dec. 31	Total	Unutilized Budget	Unpaid Utilizations	
																Due and Demandable	Not Yet Due and Demandable
1	2	3	4	5=[3+(-)4]	6	7	8	9	10=(6+7+8+9)	11	12	13	14	15=(11+12+13+14)	16=(5-10)	17	18
<b>SUMMARY</b>																	
<b>A. AGENCY SPECIFIC BUDGET</b>																	
Expense	5021503000	400,000.00	(248,282.03)	151,717.97	0.00	0.00	151,717.97	0.00	151,717.97	0.00	0.00	151,717.97	0.00	151,717.97	0.00	0.00	0.00
Insurance Expense	5021503000	400,000.00	(248,282.03)	151,717.97	0.00	0.00	151,717.97	0.00	151,717.97	0.00	0.00	151,717.97	0.00	151,717.97	0.00	0.00	0.00
Other Maintenance and Operating Expenses	5029900000	26,915,000.00	3,070,466.37	29,985,466.37	455,119.04	6,320,218.65	5,510,554.90	5,660,158.16	17,946,050.75	455,119.04	2,457,398.65	1,189,523.90	1,604,186.16	5,706,227.75	12,039,415.62	12,239,823.00	0.00
Advertising Expenses	5029901000	20,000.00	(20,000.00)	0.00	0.00	0.00	0.00	0.00	0.00	0.00	0.00	0.00	0.00	0.00	0.00	0.00	0.00
Advertising Expenses	5029901000	20,000.00	(20,000.00)	0.00	0.00	0.00	0.00	0.00	0.00	0.00	0.00	0.00	0.00	0.00	0.00	0.00	0.00
Printing and Publication Expenses	5029902000	250,000.00	(250,000.00)	0.00	0.00	0.00	0.00	0.00	0.00	0.00	0.00	0.00	0.00	0.00	0.00	0.00	0.00
Printing and Publication Expenses	5029902000	250,000.00	(250,000.00)	0.00	0.00	0.00	0.00	0.00	0.00	0.00	0.00	0.00	0.00	0.00	0.00	0.00	0.00
Representation Expenses	5029903000	1,515,000.00	11,880.00	1,526,880.00	85,581.00	137,152.00	72,989.00	248,625.00	544,347.00	85,581.00	137,152.00	72,989.00	203,125.00	498,847.00	982,533.00	45,500.00	0.00
Representation Expenses	5029903000	1,515,000.00	11,880.00	1,526,880.00	85,581.00	137,152.00	72,989.00	248,625.00	544,347.00	85,581.00	137,152.00	72,989.00	203,125.00	498,847.00	982,533.00	45,500.00	0.00
Membership Dues and Contributions to Organizations	5029906000	200,000.00	(200,000.00)	0.00	0.00	0.00	0.00	0.00	0.00	0.00	0.00	0.00	0.00	0.00	0.00	0.00	0.00
Membership Dues and Contributions to Organizations	5029906000	200,000.00	(200,000.00)	0.00	0.00	0.00	0.00	0.00	0.00	0.00	0.00	0.00	0.00	0.00	0.00	0.00	0.00
Maintenance and Operating Expenses	5029999000	24,930,000.00	3,528,586.37	28,458,586.37	369,538.04	6,183,066.65	5,437,565.90	5,411,533.16	17,401,703.75	369,538.04	2,320,246.65	1,116,534.90	1,401,061.16	5,207,380.75	11,056,882.62	12,194,323.00	0.00
Other Maintenance and Operating Expenses	5029999099	24,930,000.00	3,528,586.37	28,458,586.37	369,538.04	6,183,066.65	5,437,565.90	5,411,533.16	17,401,703.75	369,538.04	2,320,246.65	1,116,534.90	1,401,061.16	5,207,380.75	11,056,882.62	12,194,323.00	0.00
<b>Capital Outlays</b>		<b>20,172,300.00</b>	<b>2,798,347.51</b>	<b>22,970,647.51</b>	<b>997,448.54</b>	<b>10,045,578.61</b>	<b>7,604,947.75</b>	<b>4,322,672.61</b>	<b>22,970,647.51</b>	<b>997,448.54</b>	<b>7,968,604.86</b>	<b>6,187,033.47</b>	<b>7,807,910.64</b>	<b>22,960,997.51</b>	<b>0.00</b>	<b>9,650.00</b>	<b>0.00</b>


**SUMMARY OF APPROVED BUDGET, UTILIZATIONS, DISBURSEMENTS AND BALANCES BY OBJECT OF EXPENDITURES**  
**(For Off-Budgetary Funds)**  
**As at the Quarter Ending December 31, 2021**


Department :State Universities and Colleges (SUCs)  
 Agency :Kalinga State University  
 Operating Unit :<not applicable>  
 Organization Code :08 019 0000000  
 Funding Cluster :05 Internally Generated Funds  
 (e.g. UACS Fund Cluster: 05-Internally Generated Funds and 06-Business Related Funds)

Particulars	UACS CODE	Approved Budget			Utilizations					Disbursements					Balances		
		Approved Budgeted Revenue	Adjustments (Reductions, Modifications/ Augmentations)	Adjusted Budgeted Revenue	1st Quarter Ending March 31	2nd Quarter Ending June 30	3rd Quarter Ending Sept. 30	4th Quarter Ending Dec. 31	Total	1st Quarter Ending March 31	2nd Quarter Ending June 30	3rd Quarter Ending Sept. 30	4th Quarter Ending Dec. 31	Total	Unutilized Budget	Unpaid Utilizations	
																Due and Demandable	Not Yet Due and Demandable
1	2	3	4	5=[3+(-)4]	6	7	8	9	10=(6+7+8+9)	11	12	13	14	15=(11+12+13+14)	16=(5-10)	17	18
<b>SUMMARY</b>																	
<b>A. AGENCY SPECIFIC BUDGET</b>																	
Loans Outlay	5060200000	10,000,000.00	(1,406,547.81)	8,593,452.19	997,448.54	3,161,135.80	962,563.60	3,472,304.25	8,593,452.19	997,448.54	3,161,135.80	962,563.60	3,472,304.25	8,593,452.19	0.00	0.00	0.00
Loans Outlay - Others	5060299000	10,000,000.00	(1,406,547.81)	8,593,452.19	997,448.54	3,161,135.80	962,563.60	3,472,304.25	8,593,452.19	997,448.54	3,161,135.80	962,563.60	3,472,304.25	8,593,452.19	0.00	0.00	0.00
Loans Outlay - Others	5060299000	10,000,000.00	(1,406,547.81)	8,593,452.19	997,448.54	3,161,135.80	962,563.60	3,472,304.25	8,593,452.19	997,448.54	3,161,135.80	962,563.60	3,472,304.25	8,593,452.19	0.00	0.00	0.00
Property, Plant and Equipment Outlay	5060400000	10,172,300.00	4,204,895.32	14,377,195.32	0.00	6,884,442.81	6,642,384.15	850,368.36	14,377,195.32	0.00	4,807,469.06	5,224,469.87	4,335,606.39	14,367,545.32	0.00	9,650.00	0.00
Land Improvements Outlay	5060402000	0.00	535,622.65	535,622.65	0.00	0.00	0.00	535,622.65	535,622.65	0.00	0.00	0.00	535,622.65	535,622.65	0.00	0.00	0.00
Other Land Improvements	5060402099	0.00	535,622.65	535,622.65	0.00	0.00	0.00	535,622.65	535,622.65	0.00	0.00	0.00	535,622.65	535,622.65	0.00	0.00	0.00
Buildings and Other Structures	5060404000	10,172,300.00	(988,407.33)	9,183,892.67	0.00	3,191,762.81	5,677,384.15	314,745.71	9,183,892.67	0.00	1,114,789.06	4,269,119.87	3,799,983.74	9,183,892.67	0.00	0.00	0.00
Buildings	5060404001	7,500,000.00	(1,492,611.80)	6,007,388.20	0.00	1,310,679.61	4,483,337.98	213,370.61	6,007,388.20	0.00	820,548.55	2,407,488.70	2,779,350.95	6,007,388.20	0.00	0.00	0.00
Other Structures	5060404099	2,672,300.00	504,204.47	3,176,504.47	0.00	1,881,083.20	1,194,046.17	101,375.10	3,176,504.47	0.00	294,240.51	1,861,631.17	1,020,632.79	3,176,504.47	0.00	0.00	0.00
Machinery and Equipment Outlay	5060405000	0.00	965,000.00	965,000.00	0.00	0.00	965,000.00	0.00	965,000.00	0.00	0.00	955,350.00	0.00	955,350.00	0.00	9,650.00	0.00
Machinery and Equipment	5060405099	0.00	965,000.00	965,000.00	0.00	0.00	965,000.00	0.00	965,000.00	0.00	0.00	955,350.00	0.00	955,350.00	0.00	9,650.00	0.00
Transportation Equipment Outlay	5060406000	0.00	3,692,680.00	3,692,680.00	0.00	3,692,680.00	0.00	0.00	3,692,680.00	0.00	3,692,680.00	0.00	0.00	3,692,680.00	0.00	0.00	0.00
Motor Vehicles	5060406001	0.00	3,692,680.00	3,692,680.00	0.00	3,692,680.00	0.00	0.00	3,692,680.00	0.00	3,692,680.00	0.00	0.00	3,692,680.00	0.00	0.00	0.00
<b>GRAND TOTAL</b>		<b>62,000,000.00</b>	<b>5,759,610.36</b>	<b>67,759,610.36</b>	<b>2,280,299.07</b>	<b>18,888,092.69</b>	<b>17,094,924.84</b>	<b>13,971,907.02</b>	<b>52,235,223.62</b>	<b>2,280,299.07</b>	<b>12,921,471.82</b>	<b>11,175,812.68</b>	<b>13,351,132.05</b>	<b>39,728,715.62</b>	<b>15,524,386.74</b>	<b>12,506,508.00</b>	<b>0.00</b>

Certified Correct:  
  
**ELSIE P. ANDRES**  
 Budget Officer  
 Date: 2022-01-28 13:40:46

Certified Correct:  
  
**ARNOLD A. TANDING, CPA, MBA**  
 Accountant III  
 Date: 2022-01-28 13:40:46

Recommending Approval:  
  
**DANILO T. BUEN, MBA**  
 Director, FMS  
 Date: 2022-01-28 13:41:30

Approved By:  
  
**EDUARDO T. BAGTANG, CPA, DBM**  
 SUC President III  
 Date: 2022-01-28 13:42:55

**SUMMARY OF APPROVED BUDGET, UTILIZATIONS, DISBURSEMENTS AND BALANCES BY OBJECT OF EXPENDITURES**  
 (For Off-Budgetary Funds)  
 As at the Quarter Ending December 31, 2021

Department :State Universities and Colleges (SUCs)  
 Agency :Kalinga State University  
 Operating Unit :<not applicable>  
 Organization Code :08 019 0000000  
 Funding Cluster :06 Business Related Funds  
 (e.g. UACS Fund Cluster: 05-Internally Generated Funds and 06-Business Related Funds)

Particulars	UACS CODE	Approved Budget			Utilizations					Disbursements					Balances		
		Approved Budgeted Revenue	Adjustments (Reductions, Modifications/Augmentations)	Adjusted Budgeted Revenue	1st Quarter Ending March 31	2nd Quarter Ending June 30	3rd Quarter Ending Sept. 30	4th Quarter Ending Dec. 31	Total	1st Quarter Ending March 31	2nd Quarter Ending June 30	3rd Quarter Ending Sept. 30	4th Quarter Ending Dec. 31	Total	Unutilized Budget	Unpaid Utilizations	
																Due and Demandable	Not Yet Due and Demandable
1	2	3	4	5=[3+(-)4]	6	7	8	9	10=(6+7+8+9)	11	12	13	14	15=(11+12+13+14)	16=(5-10)	17	18
<b>SUMMARY</b>																	
<b>A. Agency Specific Budget</b>																	
<b>Maintenance and Other Operating Expenses</b>		<b>6,000,000.00</b>	<b>(2,508,115.48)</b>	<b>3,491,884.52</b>	<b>611,009.65</b>	<b>828,571.43</b>	<b>1,241,907.37</b>	<b>628,073.75</b>	<b>3,309,562.20</b>	<b>611,009.65</b>	<b>828,571.43</b>	<b>931,234.27</b>	<b>444,254.17</b>	<b>2,815,069.52</b>	<b>182,322.32</b>	<b>494,492.68</b>	<b>0.00</b>
Supplies and Materials Expenses	5020300000	4,050,000.00	(1,644,377.20)	2,405,622.80	406,005.88	517,762.28	984,010.32	315,522.00	2,223,300.48	406,005.88	517,762.28	673,337.22	200,929.00	1,798,034.38	182,322.32	425,266.10	0.00
Office Supplies Expenses	5020301000	500,000.00	(55,000.00)	445,000.00	0.00	440,000.00	5,000.00	0.00	445,000.00	0.00	440,000.00	5,000.00	0.00	445,000.00	0.00	0.00	0.00
Office Supplies Expenses	5020301002	500,000.00	(55,000.00)	445,000.00	0.00	440,000.00	5,000.00	0.00	445,000.00	0.00	440,000.00	5,000.00	0.00	445,000.00	0.00	0.00	0.00
Fuel, Oil and Lubricants Expenses	5020309000	250,000.00	(250,000.00)	0.00	0.00	0.00	0.00	0.00	0.00	0.00	0.00	0.00	0.00	0.00	0.00	0.00	0.00
Fuel, Oil and Lubricants Expenses	5020309000	250,000.00	(250,000.00)	0.00	0.00	0.00	0.00	0.00	0.00	0.00	0.00	0.00	0.00	0.00	0.00	0.00	0.00
Other Supplies and Materials Expenses	5020399000	3,300,000.00	(1,339,377.20)	1,960,622.80	406,005.88	77,762.28	979,010.32	315,522.00	1,778,300.48	406,005.88	77,762.28	668,337.22	200,929.00	1,353,034.38	182,322.32	425,266.10	0.00
Other Supplies and Materials Expenses	5020399000	3,300,000.00	(1,339,377.20)	1,960,622.80	406,005.88	77,762.28	979,010.32	315,522.00	1,778,300.48	406,005.88	77,762.28	668,337.22	200,929.00	1,353,034.38	182,322.32	425,266.10	0.00
Utility Expenses	5020400000	200,000.00	(200,000.00)	0.00	0.00	0.00	0.00	0.00	0.00	0.00	0.00	0.00	0.00	0.00	0.00	0.00	0.00
Electricity Expenses	5020402000	200,000.00	(200,000.00)	0.00	0.00	0.00	0.00	0.00	0.00	0.00	0.00	0.00	0.00	0.00	0.00	0.00	0.00
Electricity Expenses	5020402000	200,000.00	(200,000.00)	0.00	0.00	0.00	0.00	0.00	0.00	0.00	0.00	0.00	0.00	0.00	0.00	0.00	0.00
Professional Services	5021100000	200,000.00	(131,508.71)	68,491.29	0.00	0.00	0.00	68,491.29	68,491.29	0.00	0.00	0.00	0.00	0.00	0.00	68,491.29	0.00
Other Professional Services	5021199000	200,000.00	(131,508.71)	68,491.29	0.00	0.00	0.00	68,491.29	68,491.29	0.00	0.00	0.00	0.00	0.00	0.00	68,491.29	0.00
Other Professional Services	5021199000	200,000.00	(131,508.71)	68,491.29	0.00	0.00	0.00	68,491.29	68,491.29	0.00	0.00	0.00	0.00	0.00	0.00	68,491.29	0.00
General Services	5021200000	824,000.00	0.00	824,000.00	192,246.05	287,885.63	139,712.05	204,156.27	824,000.00	192,246.05	287,885.63	139,712.05	203,420.98	823,264.71	0.00	735.29	0.00

**SUMMARY OF APPROVED BUDGET, UTILIZATIONS, DISBURSEMENTS AND BALANCES BY OBJECT OF EXPENDITURES**  
 (For Off-Budgetary Funds)  
 As at the Quarter Ending December 31, 2021


Department :State Universities and Colleges (SUCs)  
 Agency :Kalinga State University  
 Operating Unit :<not applicable>  
 Organization Code :08 019 0000000  
 Funding Cluster :06 Business Related Funds  
 (e.g. UACS Fund Cluster: 05-Internally Generated Funds and 06-Business Related Funds)

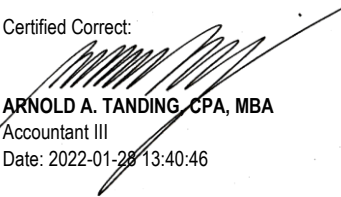
Particulars	UACS CODE	Approved Budget			Utilizations					Disbursements					Balances		
		Approved Budgeted Revenue	Adjustments (Reductions, Modifications/Augmentations)	Adjusted Budgeted Revenue	1st Quarter Ending March 31	2nd Quarter Ending June 30	3rd Quarter Ending Sept. 30	4th Quarter Ending Dec. 31	Total	1st Quarter Ending March 31	2nd Quarter Ending June 30	3rd Quarter Ending Sept. 30	4th Quarter Ending Dec. 31	Total	Unutilized Budget	Unpaid Utilizations	
																Due and Demandable	Not Yet Due and Demandable
1	2	3	4	5=[3+(-)4]	6	7	8	9	10=(6+7+8+9)	11	12	13	14	15=(11+12+13+14)	16=(5-10)	17	18
<b>SUMMARY</b>																	
<b>A. Agency Specific Budget</b>																	
Other General Services	5021299000	824,000.00	0.00	824,000.00	192,246.05	287,885.63	139,712.05	204,156.27	824,000.00	192,246.05	287,885.63	139,712.05	203,420.98	823,264.71	0.00	735.29	0.00
Other General Services	5021299099	824,000.00	0.00	824,000.00	192,246.05	287,885.63	139,712.05	204,156.27	824,000.00	192,246.05	287,885.63	139,712.05	203,420.98	823,264.71	0.00	735.29	0.00
Repairs and Maintenance	5021300000	300,000.00	(261,815.00)	38,185.00	0.00	0.00	38,185.00	0.00	38,185.00	0.00	0.00	38,185.00	0.00	38,185.00	0.00	0.00	0.00
Repairs and Maintenance - Buildings and Other Structures	5021304000	100,000.00	(61,815.00)	38,185.00	0.00	0.00	38,185.00	0.00	38,185.00	0.00	0.00	38,185.00	0.00	38,185.00	0.00	0.00	0.00
Buildings	5021304001	100,000.00	(61,815.00)	38,185.00	0.00	0.00	38,185.00	0.00	38,185.00	0.00	0.00	38,185.00	0.00	38,185.00	0.00	0.00	0.00
Repairs and Maintenance - Machinery and Equipment	5021305000	100,000.00	(100,000.00)	0.00	0.00	0.00	0.00	0.00	0.00	0.00	0.00	0.00	0.00	0.00	0.00	0.00	0.00
Machinery and Equipment	5021305099	100,000.00	(100,000.00)	0.00	0.00	0.00	0.00	0.00	0.00	0.00	0.00	0.00	0.00	0.00	0.00	0.00	0.00
Repairs and Maintenance - Transportation Equipment	5021306000	100,000.00	(100,000.00)	0.00	0.00	0.00	0.00	0.00	0.00	0.00	0.00	0.00	0.00	0.00	0.00	0.00	0.00
Motor Vehicles	5021306001	100,000.00	(100,000.00)	0.00	0.00	0.00	0.00	0.00	0.00	0.00	0.00	0.00	0.00	0.00	0.00	0.00	0.00
Labor and Wages	5021600000	126,000.00	0.00	126,000.00	0.00	22,923.52	80,000.00	23,076.48	126,000.00	0.00	22,923.52	80,000.00	23,076.48	126,000.00	0.00	0.00	0.00
Labor and Wages	5021601000	126,000.00	0.00	126,000.00	0.00	22,923.52	80,000.00	23,076.48	126,000.00	0.00	22,923.52	80,000.00	23,076.48	126,000.00	0.00	0.00	0.00
Wages	5021601000	126,000.00	0.00	126,000.00	0.00	22,923.52	80,000.00	23,076.48	126,000.00	0.00	22,923.52	80,000.00	23,076.48	126,000.00	0.00	0.00	0.00
Other Maintenance and Operating Expenses	5029900000	300,000.00	(270,414.57)	29,585.43	12,757.72	0.00	0.00	16,827.71	29,585.43	12,757.72	0.00	0.00	16,827.71	29,585.43	0.00	0.00	0.00
Maintenance and Operating Expenses	5029999000	300,000.00	(270,414.57)	29,585.43	12,757.72	0.00	0.00	16,827.71	29,585.43	12,757.72	0.00	0.00	16,827.71	29,585.43	0.00	0.00	0.00


**SUMMARY OF APPROVED BUDGET, UTILIZATIONS, DISBURSEMENTS AND BALANCES BY OBJECT OF EXPENDITURES**  
 (For Off-Budgetary Funds)  
 As at the Quarter Ending December 31, 2021

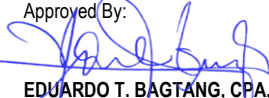
Department :State Universities and Colleges (SUCs)  
 Agency :Kalinga State University  
 Operating Unit :<not applicable>  
 Organization Code :08 019 0000000  
 Funding Cluster :06 Business Related Funds  
 (e.g. UACS Fund Cluster: 05-Internally Generated Funds and 06-Business Related Funds)

Particulars	UACS CODE	Approved Budget			Utilizations					Disbursements					Balances		
		Approved Budgeted Revenue	Adjustments (Reductions, Modifications/Augmentations)	Adjusted Budgeted Revenue	1st Quarter Ending March 31	2nd Quarter Ending June 30	3rd Quarter Ending Sept. 30	4th Quarter Ending Dec. 31	Total	1st Quarter Ending March 31	2nd Quarter Ending June 30	3rd Quarter Ending Sept. 30	4th Quarter Ending Dec. 31	Total	Unutilized Budget	Unpaid Utilizations	
																Due and Demandable	Not Yet Due and Demandable
1	2	3	4	5=[3+(-)4]	6	7	8	9	10=(6+7+8+9)	11	12	13	14	15=(11+12+13+14)	16=(5-10)	17	18
<b>SUMMARY</b>																	
<b>A. Agency Specific Budget</b>																	
Other Maintenance and Operating Expenses	5029999099	300,000.00	(270,414.57)	29,585.43	12,757.72	0.00	0.00	16,827.71	29,585.43	12,757.72	0.00	0.00	16,827.71	29,585.43	0.00	0.00	0.00
<b>Capital Outlays</b>		<b>2,000,000.00</b>	<b>627,549.13</b>	<b>2,627,549.13</b>	<b>0.00</b>	<b>242,500.00</b>	<b>65,685.00</b>	<b>1,750,421.69</b>	<b>2,058,606.69</b>	<b>0.00</b>	<b>242,500.00</b>	<b>27,500.00</b>	<b>1,217,040.83</b>	<b>1,487,040.83</b>	<b>568,942.44</b>	<b>571,565.86</b>	<b>0.00</b>
Property, Plant and Equipment Outlay	5060400000	2,000,000.00	627,549.13	2,627,549.13	0.00	242,500.00	65,685.00	1,750,421.69	2,058,606.69	0.00	242,500.00	27,500.00	1,217,040.83	1,487,040.83	568,942.44	571,565.86	0.00
Land Improvements Outlay	5060402000	1,500,000.00	(45,170.31)	1,454,829.69	0.00	0.00	0.00	1,454,829.69	1,454,829.69	0.00	0.00	0.00	1,217,040.83	1,217,040.83	0.00	237,788.86	0.00
Other Land Improvements	5060402099	1,500,000.00	(45,170.31)	1,454,829.69	0.00	0.00	0.00	1,454,829.69	1,454,829.69	0.00	0.00	0.00	1,217,040.83	1,217,040.83	0.00	237,788.86	0.00
Buildings and Other Structures	5060404000	0.00	200,000.00	200,000.00	0.00	0.00	0.00	0.00	0.00	0.00	0.00	0.00	0.00	0.00	200,000.00	0.00	0.00
Structures	5060404099	0.00	200,000.00	200,000.00	0.00	0.00	0.00	0.00	0.00	0.00	0.00	0.00	0.00	0.00	200,000.00	0.00	0.00
Machinery and Equipment Outlay	5060405000	500,000.00	472,719.44	972,719.44	0.00	242,500.00	65,685.00	295,592.00	603,777.00	0.00	242,500.00	27,500.00	0.00	270,000.00	368,942.44	333,777.00	0.00
Information and Communication Technology Equipment	5060405003	500,000.00	472,719.44	972,719.44	0.00	242,500.00	65,685.00	295,592.00	603,777.00	0.00	242,500.00	27,500.00	0.00	270,000.00	368,942.44	333,777.00	0.00
<b>GRAND TOTAL</b>		<b>8,000,000.00</b>	<b>(1,880,566.35)</b>	<b>6,119,433.65</b>	<b>611,009.65</b>	<b>1,071,071.43</b>	<b>1,307,592.37</b>	<b>2,378,495.44</b>	<b>5,368,168.89</b>	<b>611,009.65</b>	<b>1,071,071.43</b>	<b>958,734.27</b>	<b>1,661,295.00</b>	<b>4,302,110.35</b>	<b>751,264.76</b>	<b>1,066,058.54</b>	<b>0.00</b>

Certified Correct:  
  
**ELSIE P. ANDRES**  
 Budget Officer  
 Date: 2022-01-28 13:40:46

Certified Correct:  
  
**ARNOLD A. TANDING, CPA, MBA**  
 Accountant III  
 Date: 2022-01-28 13:40:46

Recommending Approval:  
  
**DANILO T. BUEN, MBA**  
 Director, FMS  
 Date: 2022-01-28 13:41:30

Approved By:  
  
**EDUARDO T. BAGTANG, CPA, DBM**  
 SUC President III  
 Date: 2022-01-28 13:42:55

**AGING OF UNPAID OBLIGATION**  
As at December 31, 2021

Department : State Universities and Colleges (SUCs)  
Agency : Kalinga State University  
Operating Unit : N/A  
Organization Code (UACS) : 080190000000

Name of Creditors	Obligation Request and Status			AGING OF UNPAID OBLIGATION							
	Number	Date	Amount	Amount	90 days & below	91 to 180 days	181 to 270 days	271 to 365/366 days	More than 1 year but less than 2 years	More than 2 years	Remarks
1	2	3	4	5=(6+7+8+9+10+11)	6	7	8	9	10	11	12
<b>A. Due and Demandable Obligation (Accounts Payable)*</b>			<b>160,058,377.44</b>	<b>160,058,377.44</b>	<b>13,215,843.25</b>	<b>658,942.36</b>	<b>128,335.70</b>	<b>0.00</b>	<b>34,100,211.44</b>	<b>111,955,044.69</b>	
<b>A. 1 Current Year's Appropriations</b>			<b>14,003,121.31</b>	<b>14,003,121.31</b>	<b>13,215,843.25</b>	<b>658,942.36</b>	<b>128,335.70</b>	<b>0.00</b>	<b>0.00</b>	<b>0.00</b>	
GOLDEN BERRIES HOTEL & CONVENTION CENTER	02-01101101-2021-12-02081	2021-12-28	13,040.00	13,040.00	13,040.00	0.00	0.00	0.00	0.00	0.00	
DONNA PASAMIC	02-01101101-2021-12-02105	2021-12-29	7,874.00	7,874.00	7,874.00	0.00	0.00	0.00	0.00	0.00	
KAT'S PRINTING SHOP	02-01101101-2021-12-02119	2021-12-29	33,500.00	33,500.00	33,500.00	0.00	0.00	0.00	0.00	0.00	
TAITANA'S DRESS SHOP	02-01101101-2021-12-02127	2021-12-31	9,820.00	9,820.00	9,820.00	0.00	0.00	0.00	0.00	0.00	
ROSE ANN C. BANGUILAN	02-01101101-2021-10-01385	2021-10-07	2,849.00	2,849.00	2,849.00	0.00	0.00	0.00	0.00	0.00	
EMELIA'S KITCHENETTE	02-01101101-2021-12-02132	2021-12-31	38,200.00	38,200.00	38,200.00	0.00	0.00	0.00	0.00	0.00	
LANDBANK OF THE PHILIPPINES	02-01101101-2021-12-02140	2021-12-31	773,000.00	773,000.00	773,000.00	0.00	0.00	0.00	0.00	0.00	
TABUK SHELL STATION	02-01101101-2021-12-02148	2021-12-31	52,304.60	52,304.60	52,304.60	0.00	0.00	0.00	0.00	0.00	
FREDERICK D. BENCAN	02-01101101-2021-12-02156	2021-12-31	5,000.00	5,000.00	5,000.00	0.00	0.00	0.00	0.00	0.00	
GLOBE TELECOM, INC.	02-01101101-2021-12-02164	2021-12-31	2,713.65	2,713.65	2,713.65	0.00	0.00	0.00	0.00	0.00	
ALDRICK T. PUKIN	02-01101101-2021-12-02172	2021-12-31	5,000.00	5,000.00	5,000.00	0.00	0.00	0.00	0.00	0.00	
MARINA A. DANA O	02-01101101-2021-12-02180	2021-12-31	5,000.00	5,000.00	5,000.00	0.00	0.00	0.00	0.00	0.00	
ROTILO A. BANGAY SR.	02-01101101-2021-12-02188	2021-12-31	5,000.00	5,000.00	5,000.00	0.00	0.00	0.00	0.00	0.00	
ROMY E. BULAYANG	02-01101101-2021-12-02196	2021-12-31	5,000.00	5,000.00	5,000.00	0.00	0.00	0.00	0.00	0.00	
MARCELINO K. WACAS	02-01101101-2021-12-02204	2021-12-31	19,846.50	19,846.50	19,846.50	0.00	0.00	0.00	0.00	0.00	
GOLDEN BERRIES HOTEL & CONVENTION CENTER	02-01101101-2021-12-02212	2021-12-31	191,000.00	191,000.00	191,000.00	0.00	0.00	0.00	0.00	0.00	
KIMMONGO GENERAL MERCHANDISE	02-01101101-2021-12-02222	2021-12-31	7,412.00	7,412.00	7,412.00	0.00	0.00	0.00	0.00	0.00	
JM IBANEZ ENTERPRISE	02-01101101-2021-12-02230	2021-12-31	21,000.00	21,000.00	21,000.00	0.00	0.00	0.00	0.00	0.00	
DON JACKSON PAINT CENTER AND GEN. MDSE	02-01101101-2021-12-02238	2021-12-31	93,400.00	93,400.00	93,400.00	0.00	0.00	0.00	0.00	0.00	
PHILIPPINE DUPLICATORS, INC	02-01101101-2021-12-02246	2021-12-31	37,000.00	37,000.00	37,000.00	0.00	0.00	0.00	0.00	0.00	
ATIPSE MARKETING & GENERAL MERCHANDISE	02-01101101-2021-12-02254	2021-12-31	195,000.00	195,000.00	195,000.00	0.00	0.00	0.00	0.00	0.00	

**AGING OF UNPAID OBLIGATION**  
As at December 31, 2021

Department : State Universities and Colleges (SUCs)  
Agency : Kalinga State University  
Operating Unit : N/A  
Organization Code (UACS) : 080190000000

Name of Creditors	Obligation Request and Status			AGING OF UNPAID OBLIGATION							
	Number	Date	Amount	Amount	90 days & below	91 to 180 days	181 to 270 days	271 to 365/366 days	More than 1 year but less than 2 years	More than 2 years	Remarks
1	2	3	4	5=(6+7+8+9+10+11)	6	7	8	9	10	11	12
KALINGA PRINTING PRESS AND GEN MDSE	02-01101101-2021-12-02262	2021-12-31	9,600.00	9,600.00	9,600.00	0.00	0.00	0.00	0.00	0.00	
SHAMIR DA LIM'S HARDWARE CO.	02-01101101-2021-12-02270	2021-12-31	9,590.00	9,590.00	9,590.00	0.00	0.00	0.00	0.00	0.00	
MV ARTS & SIGNS	02-01101101-2021-12-02278	2021-12-31	9,800.00	9,800.00	9,800.00	0.00	0.00	0.00	0.00	0.00	
JM IBAÑEZ ENTERPRISE	02-01101101-2021-12-02286	2021-12-31	5,500.00	5,500.00	5,500.00	0.00	0.00	0.00	0.00	0.00	
DON JACKSON PAINT CENTER AND GEN. MDSE	02-01101101-2021-12-02294	2021-12-31	70,120.00	70,120.00	70,120.00	0.00	0.00	0.00	0.00	0.00	
ALLAN M. EBALLAR	01-01101101-2021-05-00743	2021-05-20	5,740.70	5,740.70	0.00	0.00	5,740.70	0.00	0.00	0.00	
HOMER B. BALLOD	02-01101101-2021-12-02301	2021-12-31	6,500.00	6,500.00	6,500.00	0.00	0.00	0.00	0.00	0.00	
ROMEO G. DAWATON	02-01101101-2021-12-02305	2021-12-31	61,600.00	61,600.00	61,600.00	0.00	0.00	0.00	0.00	0.00	
MALABONG CONSTRUCTION SUPPLY	02-01101101-2021-06-00827	2021-06-07	1,040.00	1,040.00	0.00	0.00	1,040.00	0.00	0.00	0.00	
KINGSQUARE DAVIDSON HOTEL AND RESTAURANT	02-01101101-2021-08-01176	2021-08-10	81,300.00	81,300.00	0.00	81,300.00	0.00	0.00	0.00	0.00	
EMELIA'S KITCHENETTE	02-01101101-2021-10-01373	2021-10-05	512,985.00	512,985.00	512,985.00	0.00	0.00	0.00	0.00	0.00	
KIMMONGO GENERAL MERCHANDISE	02-01101101-2021-11-01577	2021-11-10	13,160.00	13,160.00	13,160.00	0.00	0.00	0.00	0.00	0.00	
EMELIA'S KITCHENETTE	02-01101101-2021-11-01629	2021-11-11	5,000.00	5,000.00	5,000.00	0.00	0.00	0.00	0.00	0.00	
JZ I.T. SOLUTIONS	02-01101101-2021-11-01717	2021-11-19	118,300.00	118,300.00	118,300.00	0.00	0.00	0.00	0.00	0.00	
EMELIA'S KITCHENETTE	02-01101101-2021-11-01791	2021-11-29	27,150.00	27,150.00	27,150.00	0.00	0.00	0.00	0.00	0.00	
EMELIA'S KITCHENETTE	02-01101101-2021-12-01870	2021-12-09	93,000.00	93,000.00	93,000.00	0.00	0.00	0.00	0.00	0.00	
KALINGA PRINTING PRESS AND GEN MDSE	02-01101101-2021-12-01921	2021-12-15	21,000.00	21,000.00	21,000.00	0.00	0.00	0.00	0.00	0.00	
EMELIA'S KITCHENETTE	02-01101101-2021-12-01968	2021-12-20	411,020.00	411,020.00	411,020.00	0.00	0.00	0.00	0.00	0.00	
EMELIA'S KITCHENETTE	02-01101101-2021-12-01987	2021-12-23	2,000.00	2,000.00	2,000.00	0.00	0.00	0.00	0.00	0.00	
LIGHTHOUSE COOPERATIVE	02-01101101-2021-12-02082	2021-12-28	34,650.00	34,650.00	34,650.00	0.00	0.00	0.00	0.00	0.00	
KALINGA PRINTING PRESS AND GEN MDSE	02-01101101-2021-12-02106	2021-12-29	22,000.00	22,000.00	22,000.00	0.00	0.00	0.00	0.00	0.00	
ATIPSE MARKETING & GENERAL MERCHANDISE	02-01101101-2021-12-02120	2021-12-29	31,850.00	31,850.00	31,850.00	0.00	0.00	0.00	0.00	0.00	
LAS VEGAS HOTEL & RESTAURANT	02-01101101-2021-12-02128	2021-12-31	61,260.00	61,260.00	61,260.00	0.00	0.00	0.00	0.00	0.00	



**AGING OF UNPAID OBLIGATION**  
As at December 31, 2021

Department : State Universities and Colleges (SUCs)  
Agency : Kalinga State University  
Operating Unit : N/A  
Organization Code (UACS) : 080190000000

Name of Creditors	Obligation Request and Status			AGING OF UNPAID OBLIGATION							
	Number	Date	Amount	Amount	90 days & below	91 to 180 days	181 to 270 days	271 to 365/366 days	More than 1 year but less than 2 years	More than 2 years	Remarks
1	2	3	4	5=(6+7+8+9+10+11)	6	7	8	9	10	11	12
JAYHAN C. SARNE	02-01101101-2021-10-01386	2021-10-07	2,849.00	2,849.00	2,849.00	0.00	0.00	0.00	0.00	0.00	
MV ARTS & SIGNS	02-01101101-2021-12-02133	2021-12-31	500.00	500.00	500.00	0.00	0.00	0.00	0.00	0.00	
KALINGA STATE UNIVERSITY BAO (Account No. 1052-1076-91)	02-01101101-2021-12-02141	2021-12-31	90,000.00	90,000.00	90,000.00	0.00	0.00	0.00	0.00	0.00	
ANIE B. NAAG	02-01101101-2021-12-02149	2021-12-31	6,900.00	6,900.00	6,900.00	0.00	0.00	0.00	0.00	0.00	
DARYL D. PAGA	02-01101101-2021-12-02157	2021-12-31	5,000.00	5,000.00	5,000.00	0.00	0.00	0.00	0.00	0.00	
GLOBE TELECOM, INC.	02-01101101-2021-12-02165	2021-12-31	1,142.50	1,142.50	1,142.50	0.00	0.00	0.00	0.00	0.00	
JEOMARE M. TUMAMMAN	02-01101101-2021-12-02173	2021-12-31	5,000.00	5,000.00	5,000.00	0.00	0.00	0.00	0.00	0.00	
YOLANDA B. BALUYAN	02-01101101-2021-12-02181	2021-12-31	3,013.99	3,013.99	3,013.99	0.00	0.00	0.00	0.00	0.00	
ALFREDO DUGAYON	02-01101101-2021-12-02189	2021-12-31	5,000.00	5,000.00	5,000.00	0.00	0.00	0.00	0.00	0.00	
REYNON B. BANATAO	02-01101101-2021-12-02197	2021-12-31	4,000.00	4,000.00	4,000.00	0.00	0.00	0.00	0.00	0.00	
PRECY MELANIE B. TARIAGAO	02-01101101-2021-12-02205	2021-12-31	12,610.92	12,610.92	12,610.92	0.00	0.00	0.00	0.00	0.00	
LANDBANK OF THE PHILIPPINES	02-01101101-2021-12-02215	2021-12-31	1,044,500.00	1,044,500.00	1,044,500.00	0.00	0.00	0.00	0.00	0.00	
CALAPAN WATER WORKS CORP- TABUK WATER	02-01101101-2021-12-02223	2021-12-31	4,224.98	4,224.98	4,224.98	0.00	0.00	0.00	0.00	0.00	
ATIPSE MARKETING & GENERAL MERCHANDISE	02-01101101-2021-12-02231	2021-12-31	70,790.00	70,790.00	70,790.00	0.00	0.00	0.00	0.00	0.00	
SHAMIR DA LIM'S HARDWARE CO.	02-01101101-2021-12-02239	2021-12-31	15,100.00	15,100.00	15,100.00	0.00	0.00	0.00	0.00	0.00	
ATIPSE MARKETING & GENERAL MERCHANDISE	02-01101101-2021-12-02247	2021-12-31	86,250.00	86,250.00	86,250.00	0.00	0.00	0.00	0.00	0.00	
ATIPSE MARKETING & GENERAL MERCHANDISE	02-01101101-2021-12-02255	2021-12-31	195,000.00	195,000.00	195,000.00	0.00	0.00	0.00	0.00	0.00	
KALINGA PRINTING PRESS AND GEN MDSE	02-01101101-2021-12-02263	2021-12-31	19,200.00	19,200.00	19,200.00	0.00	0.00	0.00	0.00	0.00	
EMELIA'S KITCHENETTE	02-01101101-2021-12-02271	2021-12-31	2,200.00	2,200.00	2,200.00	0.00	0.00	0.00	0.00	0.00	
KALINGA PRINTING PRESS AND GEN MDSE	02-01101101-2021-12-02279	2021-12-31	4,200.00	4,200.00	4,200.00	0.00	0.00	0.00	0.00	0.00	
SHAMIR DA LIM'S HARDWARE CO.	02-01101101-2021-12-02287	2021-12-31	10,740.00	10,740.00	10,740.00	0.00	0.00	0.00	0.00	0.00	
NORTHERN ASIA SALES CORPORATION	02-01101101-2021-12-02295	2021-12-31	207,050.00	207,050.00	207,050.00	0.00	0.00	0.00	0.00	0.00	
BIBAK MPC	01-01101101-2021-12-01915	2021-12-15	40,289.00	40,289.00	40,289.00	0.00	0.00	0.00	0.00	0.00	
ELSA DAODAWON	02-01101101-2021-12-02301	2021-12-31	10,500.00	10,500.00	10,500.00	0.00	0.00	0.00	0.00	0.00	

**AGING OF UNPAID OBLIGATION**  
As at December 31, 2021

Department : State Universities and Colleges (SUCs)  
Agency : Kalinga State University  
Operating Unit : N/A  
Organization Code (UACS) : 080190000000

Name of Creditors	Obligation Request and Status			AGING OF UNPAID OBLIGATION							
	Number	Date	Amount	Amount	90 days & below	91 to 180 days	181 to 270 days	271 to 365/366 days	More than 1 year but less than 2 years	More than 2 years	Remarks
1	2	3	4	5=(6+7+8+9+10+11)	6	7	8	9	10	11	12
GHIRUME B. CASTRO	02-01101101-2021-12-02306	2021-12-31	900.00	900.00	900.00	0.00	0.00	0.00	0.00	0.00	
SHAMIR DA LIMS HARDWARE	02-01101101-2021-06-00828	2021-06-07	1,805.00	1,805.00	0.00	0.00	1,805.00	0.00	0.00	0.00	
JACS ENTERPRISE	02-01101101-2021-08-01181	2021-08-11	4,600.00	4,600.00	0.00	4,600.00	0.00	0.00	0.00	0.00	
APC CAR CARE CENTER	02-01101101-2021-10-01400	2021-10-14	12,276.00	12,276.00	12,276.00	0.00	0.00	0.00	0.00	0.00	
BIDES MARKETING	02-01101101-2021-11-01578	2021-11-10	2,180.00	2,180.00	2,180.00	0.00	0.00	0.00	0.00	0.00	
JZ I.T. SOLUTIONS	02-01101101-2021-11-01641	2021-11-11	2,500.00	2,500.00	2,500.00	0.00	0.00	0.00	0.00	0.00	
ATIPSE MARKETING & GENERAL MERCHANDISE	02-01101101-2021-11-01719	2021-11-22	13,020.00	13,020.00	13,020.00	0.00	0.00	0.00	0.00	0.00	
VALENCIA AGRICULTURAL SUPPLY	02-01101101-2021-11-01792	2021-11-29	12,090.00	12,090.00	12,090.00	0.00	0.00	0.00	0.00	0.00	
EMELIA'S KITCHENETTE	02-01101101-2021-12-01876	2021-12-09	23,725.00	23,725.00	23,725.00	0.00	0.00	0.00	0.00	0.00	
MJM PRINTING PRESS & GENERAL MERCHANDISE	02-01101101-2021-12-01922	2021-12-15	15,500.00	15,500.00	15,500.00	0.00	0.00	0.00	0.00	0.00	
PERFELIA R. BUEN	02-01101101-2021-12-01973	2021-12-21	500.00	500.00	500.00	0.00	0.00	0.00	0.00	0.00	
MV ARTS & SIGNS	02-01101101-2021-12-01988	2021-12-23	450.00	450.00	450.00	0.00	0.00	0.00	0.00	0.00	
EMELIA'S KITCHENETTE	02-01101101-2021-12-02083	2021-12-28	35,500.00	35,500.00	35,500.00	0.00	0.00	0.00	0.00	0.00	
JM IBANEZ ENTERPRISE	02-01101101-2021-12-02107	2021-12-29	8,103.00	8,103.00	8,103.00	0.00	0.00	0.00	0.00	0.00	
KIMMONGO GENERAL MERCHANDISE	02-01101101-2021-12-02121	2021-12-29	14,000.00	14,000.00	14,000.00	0.00	0.00	0.00	0.00	0.00	
KALINGA PRINTING PRESS AND GEN MDSE	02-01101101-2021-12-02129	2021-12-31	21,385.00	21,385.00	21,385.00	0.00	0.00	0.00	0.00	0.00	
IRENE M. DAGUASI	02-01101101-2021-10-01387	2021-10-07	2,849.00	2,849.00	2,849.00	0.00	0.00	0.00	0.00	0.00	
TAITANA'S DRESS SHOP & KALINGA WOVEN PRODUCTS	02-01101101-2021-12-02134	2021-12-31	2,750.00	2,750.00	2,750.00	0.00	0.00	0.00	0.00	0.00	
KALINGA-APAYAO ELECTRIC COOPERATIVE, INC.	02-01101101-2021-12-02142	2021-12-31	223,786.76	223,786.76	223,786.76	0.00	0.00	0.00	0.00	0.00	
HILDA G. BONGGAWON	02-01101101-2021-12-02150	2021-12-31	5,000.00	5,000.00	5,000.00	0.00	0.00	0.00	0.00	0.00	
MARK ANTHONY G. MARQUEZ	02-01101101-2021-12-02158	2021-12-31	4,666.67	4,666.67	4,666.67	0.00	0.00	0.00	0.00	0.00	
GLOBE TELECOM, INC.	02-01101101-2021-12-02166	2021-12-31	6,874.16	6,874.16	6,874.16	0.00	0.00	0.00	0.00	0.00	
M HOTEL TABUK, INC.	02-01101101-2021-12-02174	2021-12-31	9,459.00	9,459.00	9,459.00	0.00	0.00	0.00	0.00	0.00	
CARMELITA T. AYANG-ANG	02-01101101-2021-12-02182	2021-12-31	29,666.50	29,666.50	29,666.50	0.00	0.00	0.00	0.00	0.00	
CARLITA SORIANO	02-01101101-2021-12-02190	2021-12-31	5,000.00	5,000.00	5,000.00	0.00	0.00	0.00	0.00	0.00	
ERWIN B. PAN-OY	02-01101101-2021-12-02198	2021-12-31	5,000.00	5,000.00	5,000.00	0.00	0.00	0.00	0.00	0.00	

**AGING OF UNPAID OBLIGATION**  
As at December 31, 2021

Department : State Universities and Colleges (SUCs)  
Agency : Kalinga State University  
Operating Unit : N/A  
Organization Code (UACS) : 080190000000

Name of Creditors	Obligation Request and Status			AGING OF UNPAID OBLIGATION							
	Number	Date	Amount	Amount	90 days & below	91 to 180 days	181 to 270 days	271 to 365/366 days	More than 1 year but less than 2 years	More than 2 years	Remarks
1	2	3	4	5=(6+7+8+9+10+11)	6	7	8	9	10	11	12
ATIPSE MARKETING & GENERAL MERCHANDISE	02-01101101-2021-12-02206	2021-12-31	6,250.00	6,250.00	6,250.00	0.00	0.00	0.00	0.00	0.00	
BRENDA B. TABERDO	02-01101101-2021-12-02216	2021-12-31	47,200.00	47,200.00	47,200.00	0.00	0.00	0.00	0.00	0.00	
GERTRUDE JOY G. GAMONNAC	02-01101101-2021-12-02224	2021-12-31	57,600.00	57,600.00	57,600.00	0.00	0.00	0.00	0.00	0.00	
KIMMONGO GENERAL MERCHANDISE	02-01101101-2021-12-02232	2021-12-31	57,900.00	57,900.00	57,900.00	0.00	0.00	0.00	0.00	0.00	
BONGDOEN HARDWARE	02-01101101-2021-12-02240	2021-12-31	23,211.00	23,211.00	23,211.00	0.00	0.00	0.00	0.00	0.00	
IRENE ANGWAY	02-01101101-2021-12-02248	2021-12-31	15,300.00	15,300.00	15,300.00	0.00	0.00	0.00	0.00	0.00	
DON JACKSON PAINT CENTER AND GEN. MDSE	02-01101101-2021-12-02256	2021-12-31	1,100.00	1,100.00	1,100.00	0.00	0.00	0.00	0.00	0.00	
KIMMONGO GENERAL MERCHANDISE	02-01101101-2021-12-02264	2021-12-31	7,340.00	7,340.00	7,340.00	0.00	0.00	0.00	0.00	0.00	
VALENCIA AGRICULTURAL SUPPLY	02-01101101-2021-12-02272	2021-12-31	5,750.00	5,750.00	5,750.00	0.00	0.00	0.00	0.00	0.00	
MJM PRINTING PRESS & GENERAL MERCHANDISE	02-01101101-2021-12-02280	2021-12-31	1,050.00	1,050.00	1,050.00	0.00	0.00	0.00	0.00	0.00	
DON JACKSON PAINT CENTER AND GEN. MDSE	02-01101101-2021-12-02288	2021-12-31	1,970.00	1,970.00	1,970.00	0.00	0.00	0.00	0.00	0.00	
NORTHERN ASIA SALES CORPORATION	02-01101101-2021-12-02296	2021-12-31	189,150.00	189,150.00	189,150.00	0.00	0.00	0.00	0.00	0.00	
BIBAK MPC	01-01101101-2021-12-01916	2021-12-15	53,238.00	53,238.00	53,238.00	0.00	0.00	0.00	0.00	0.00	
ROSEMARIE DINULONG	02-01101101-2021-12-02301	2021-12-31	8,500.00	8,500.00	8,500.00	0.00	0.00	0.00	0.00	0.00	
WINNY LAYNE K. CALUBAQUIB	02-01101101-2021-12-02307	2021-12-31	900.00	900.00	900.00	0.00	0.00	0.00	0.00	0.00	
MJM PRINTING PRESS & GENERAL MERCHANDISE	02-01101101-2021-04-00538	2021-04-15	2,896.00	2,896.00	0.00	0.00	2,896.00	0.00	0.00	0.00	
AGNES N. BALAWAN	02-01101101-2021-06-00860	2021-06-08	1,800.00	1,800.00	0.00	0.00	1,800.00	0.00	0.00	0.00	
LAS VEGAS HOTEL & RESTAURANT	02-01101101-2021-08-01229	2021-08-25	46,500.00	46,500.00	0.00	46,500.00	0.00	0.00	0.00	0.00	
APC CAR CARE CENTER	02-01101101-2021-10-01401	2021-12-14	44,732.00	44,732.00	44,732.00	0.00	0.00	0.00	0.00	0.00	
LATAWAN DRUGSTORE AND GEN MDSE	02-01101101-2021-11-01579	2021-11-10	3,171.90	3,171.90	3,171.90	0.00	0.00	0.00	0.00	0.00	
BRUNO GLENN'S VULCANIZING & TIRE SUPPLY	02-01101101-2021-11-01642	2021-11-11	9,360.00	9,360.00	9,360.00	0.00	0.00	0.00	0.00	0.00	

**AGING OF UNPAID OBLIGATION**  
As at December 31, 2021

Department : State Universities and Colleges (SUCs)  
Agency : Kalinga State University  
Operating Unit : N/A  
Organization Code (UACS) : 080190000000

Name of Creditors	Obligation Request and Status			AGING OF UNPAID OBLIGATION							
	Number	Date	Amount	Amount	90 days & below	91 to 180 days	181 to 270 days	271 to 365/366 days	More than 1 year but less than 2 years	More than 2 years	Remarks
1	2	3	4	5=(6+7+8+9+10+11)	6	7	8	9	10	11	12
VALENCIA AGRICULTURAL SUPPLY	02-01101101-2021-11-01737	2021-11-22	21,180.00	21,180.00	21,180.00	0.00	0.00	0.00	0.00	0.00	
CASIGAYAN FARM SUPPLY	02-01101101-2021-11-01793	2021-11-29	5,600.00	5,600.00	5,600.00	0.00	0.00	0.00	0.00	0.00	
TAITANAS DRESS SHOP KALINGA WOVEN PRODUCTS	02-01101101-2021-12-01877	2021-12-09	1,700.00	1,700.00	1,700.00	0.00	0.00	0.00	0.00	0.00	
EDNA P. YUMOL	02-01101101-2021-12-01925	2021-12-16	4,050.00	4,050.00	4,050.00	0.00	0.00	0.00	0.00	0.00	
KIMMONGO GENERAL MERCHANDISE	02-01101101-2021-12-01977	2021-12-21	7,900.00	7,900.00	7,900.00	0.00	0.00	0.00	0.00	0.00	
MV ARTS & SIGNS	02-01101101-2021-12-01989	2021-12-23	400.00	400.00	400.00	0.00	0.00	0.00	0.00	0.00	
EMELIA'S KITCHENETTE	02-01101101-2021-12-02084	2021-12-28	7,200.00	7,200.00	7,200.00	0.00	0.00	0.00	0.00	0.00	
EDNA P. YUMOL	02-01101101-2021-12-02109	2021-12-29	6,877.00	6,877.00	6,877.00	0.00	0.00	0.00	0.00	0.00	
LJF GLASS & ALUMINUM AND GENERAL MERCHANDISE	02-01101101-2021-12-02122	2021-12-29	362,750.00	362,750.00	362,750.00	0.00	0.00	0.00	0.00	0.00	
MV ARTS & SIGNS	02-01101101-2021-12-02130	2021-12-31	13,800.00	13,800.00	13,800.00	0.00	0.00	0.00	0.00	0.00	
SUDEMAI PAULINE D. BUEN	02-01101101-2021-10-01388	2021-10-07	2,849.00	2,849.00	2,849.00	0.00	0.00	0.00	0.00	0.00	
PRAJ PASALUBONG CENTER & GEN. MDSE	02-01101101-2021-12-02135	2021-12-31	12,940.00	12,940.00	12,940.00	0.00	0.00	0.00	0.00	0.00	
FORDELYN B. ANGID	02-01101101-2021-12-02143	2021-12-31	10,784.68	10,784.68	10,784.68	0.00	0.00	0.00	0.00	0.00	
JENNYLYN B. SUYU	02-01101101-2021-12-02151	2021-12-31	5,000.00	5,000.00	5,000.00	0.00	0.00	0.00	0.00	0.00	
ARJAY M. BALI	02-01101101-2021-12-02159	2021-12-31	5,000.00	5,000.00	5,000.00	0.00	0.00	0.00	0.00	0.00	
VIRGINIA K. CADAMUS	02-01101101-2021-12-02167	2021-12-31	5,000.00	5,000.00	5,000.00	0.00	0.00	0.00	0.00	0.00	
ROSE ANN CONSTRUCTION AND GENERAL MERCHANDISE	02-01101101-2021-12-02175	2021-12-31	194,000.00	194,000.00	194,000.00	0.00	0.00	0.00	0.00	0.00	
XARMAY LYNE GUISOB	02-01101101-2021-12-02183	2021-12-31	5,930.96	5,930.96	5,930.96	0.00	0.00	0.00	0.00	0.00	
ROSEMARIE DINULONG	02-01101101-2021-12-02191	2021-12-31	5,000.00	5,000.00	5,000.00	0.00	0.00	0.00	0.00	0.00	
ROGELIO Y. MAMANAO	02-01101101-2021-12-02199	2021-12-31	5,000.00	5,000.00	5,000.00	0.00	0.00	0.00	0.00	0.00	
KIMMONGO GENERAL MERCHANDISE	02-01101101-2021-12-02207	2021-12-31	6,050.00	6,050.00	6,050.00	0.00	0.00	0.00	0.00	0.00	
HONEY GAIL PACAS	02-01101101-2021-12-02217	2021-12-31	1,000.00	1,000.00	1,000.00	0.00	0.00	0.00	0.00	0.00	
ATIPSE MARKETING & GENERAL MERCHANDISE	02-01101101-2021-12-02225	2021-12-31	128,350.00	128,350.00	128,350.00	0.00	0.00	0.00	0.00	0.00	
DON JACKSON PAINT CENTER AND GEN. MDSE	02-01101101-2021-12-02233	2021-12-31	182,750.00	182,750.00	182,750.00	0.00	0.00	0.00	0.00	0.00	

**AGING OF UNPAID OBLIGATION**  
As at December 31, 2021

Department : State Universities and Colleges (SUCs)  
Agency : Kalinga State University  
Operating Unit : N/A  
Organization Code (UACS) : 080190000000

Name of Creditors	Obligation Request and Status			AGING OF UNPAID OBLIGATION							
	Number	Date	Amount	Amount	90 days & below	91 to 180 days	181 to 270 days	271 to 365/366 days	More than 1 year but less than 2 years	More than 2 years	Remarks
1	2	3	4	5=(6+7+8+9+10+11)	6	7	8	9	10	11	12
J. MARTIN TIRES AND BATTERRIES	02-01101101-2021-12-02241	2021-12-31	48,760.00	48,760.00	48,760.00	0.00	0.00	0.00	0.00	0.00	
MARY JUNE U. WACAS	02-01101101-2021-12-02249	2021-12-31	10,784.68	10,784.68	10,784.68	0.00	0.00	0.00	0.00	0.00	
TREE TOPS ECO-ADVENTURE RESORT	02-01101101-2021-12-02257	2021-12-31	59,340.00	59,340.00	59,340.00	0.00	0.00	0.00	0.00	0.00	
LATAWAN DRUGSTORE AND GEN MDSE	02-01101101-2021-12-02265	2021-12-31	1,622.92	1,622.92	1,622.92	0.00	0.00	0.00	0.00	0.00	
CASIGAYAN FARM SUPPLY	02-01101101-2021-12-02273	2021-12-31	6,500.00	6,500.00	6,500.00	0.00	0.00	0.00	0.00	0.00	
CH-A-D CONSTRUCTION SUPPLY	02-01101101-2021-12-02281	2021-12-31	48,499.00	48,499.00	48,499.00	0.00	0.00	0.00	0.00	0.00	
SHAMIR DA LIM'S HARDWARE CO.	02-01101101-2021-12-02289	2021-12-31	31,060.00	31,060.00	31,060.00	0.00	0.00	0.00	0.00	0.00	
LORENZO ELECTRONICS	02-01101101-2021-12-02297	2021-12-31	5,500.00	5,500.00	5,500.00	0.00	0.00	0.00	0.00	0.00	
HOME DEVELOPMENT MUTUAL FUND	01-01101101-2021-12-01915	2021-12-15	5,000.00	5,000.00	5,000.00	0.00	0.00	0.00	0.00	0.00	
RUDY GUIABAO	02-01101101-2021-12-02301	2021-12-31	10,500.00	10,500.00	10,500.00	0.00	0.00	0.00	0.00	0.00	
EMELIA'S KITCHENETTE	02-01101101-2021-04-00597	2021-04-23	13,000.00	13,000.00	0.00	0.00	13,000.00	0.00	0.00	0.00	
MV ARTS & SIGNS	02-01101101-2021-06-00894	2021-06-15	10,470.00	10,470.00	0.00	0.00	10,470.00	0.00	0.00	0.00	
BONGDOEN HARDWARE	02-01101101-2021-08-01235	2021-08-25	18,300.00	18,300.00	0.00	18,300.00	0.00	0.00	0.00	0.00	
CARLITO'S AUTO SUPPLY	02-01101101-2021-10-01408	2021-10-14	14,875.00	14,875.00	14,875.00	0.00	0.00	0.00	0.00	0.00	
LAS VEGAS HOTEL & RESTAURANT	02-01101101-2021-11-01580	2021-11-10	84,450.00	84,450.00	84,450.00	0.00	0.00	0.00	0.00	0.00	
JZ I.T. SOLUTIONS	02-01101101-2021-11-01643	2021-11-11	922,441.00	922,441.00	922,441.00	0.00	0.00	0.00	0.00	0.00	
LAS VEGAS HOTEL & RESTAURANT	02-01101101-2021-11-01759	2021-11-24	27,100.00	27,100.00	27,100.00	0.00	0.00	0.00	0.00	0.00	
LATAWAN DRUGSTORE AND GEN MDSE	02-01101101-2021-11-01795	2021-11-29	1,844.79	1,844.79	1,844.79	0.00	0.00	0.00	0.00	0.00	
BONGDOEN HARDWARE	02-01101101-2021-12-01886	2021-12-10	420.00	420.00	420.00	0.00	0.00	0.00	0.00	0.00	
RUBY ORANGE B. AGYAO	01-01101101-2021-12-01930	2021-12-16	10,084.68	10,084.68	10,084.68	0.00	0.00	0.00	0.00	0.00	
GOLDEN ASIA AUTOMOTIVE BUILDERS, INC	02-01101101-2021-12-01979	2021-12-23	72,210.00	72,210.00	72,210.00	0.00	0.00	0.00	0.00	0.00	
KIMMONGO GENERAL MERCHANDISE	02-01101101-2021-12-01990	2021-12-23	7,800.00	7,800.00	7,800.00	0.00	0.00	0.00	0.00	0.00	
EMELIA'S KITCHENETTE	02-01101101-2021-12-02086	2021-12-28	10,750.00	10,750.00	10,750.00	0.00	0.00	0.00	0.00	0.00	
KAT'S PRINTING SHOP	02-01101101-2021-12-02115	2021-12-29	106,500.00	106,500.00	106,500.00	0.00	0.00	0.00	0.00	0.00	

**AGING OF UNPAID OBLIGATION**  
As at December 31, 2021

Department : State Universities and Colleges (SUCs)  
Agency : Kalinga State University  
Operating Unit : N/A  
Organization Code (UACS) : 080190000000

Name of Creditors	Obligation Request and Status			AGING OF UNPAID OBLIGATION							Remarks
	Number	Date	Amount	Amount	90 days & below	91 to 180 days	181 to 270 days	271 to 365/366 days	More than 1 year but less than 2 years	More than 2 years	
1	2	3	4	5=(6+7+8+9+10+11)	6	7	8	9	10	11	12
KALING PRINTING PRESS	02-01101101-2021-12-02123	2021-12-31	4,680.00	4,680.00	4,680.00	0.00	0.00	0.00	0.00	0.00	
TAITANA'S DRESS SHOP	02-01101101-2021-12-02131	2021-12-31	83,720.00	83,720.00	83,720.00	0.00	0.00	0.00	0.00	0.00	
JOVELYN P. SUMA-AL	02-01101101-2021-10-01389	2021-10-07	2,849.00	2,849.00	2,849.00	0.00	0.00	0.00	0.00	0.00	
ROSE L. LAWAGAN	02-01101101-2021-12-02136	2021-12-31	13,250.00	13,250.00	13,250.00	0.00	0.00	0.00	0.00	0.00	
CARLOTA D. MANAO	02-01101101-2021-12-02144	2021-12-31	10,784.68	10,784.68	10,784.68	0.00	0.00	0.00	0.00	0.00	
FREDA S. DATUL	02-01101101-2021-12-02152	2021-12-31	5,000.00	5,000.00	5,000.00	0.00	0.00	0.00	0.00	0.00	
ERIC S. UDAY	02-01101101-2021-12-02160	2021-12-31	4,666.67	4,666.67	4,666.67	0.00	0.00	0.00	0.00	0.00	
SHERYL SANGDAAN	02-01101101-2021-12-02168	2021-12-31	5,000.00	5,000.00	5,000.00	0.00	0.00	0.00	0.00	0.00	
KIMMONGO GENERAL MERCHANDISE	02-01101101-2021-12-02176	2021-12-31	153,850.00	153,850.00	153,850.00	0.00	0.00	0.00	0.00	0.00	
HELEN B. ORAP	02-01101101-2021-12-02184	2021-12-31	12,784.50	12,784.50	12,784.50	0.00	0.00	0.00	0.00	0.00	
GOLDEN OIL EXCHANGE GASOLINE STATION	02-01101101-2021-12-02192	2021-12-31	46,187.07	46,187.07	46,187.07	0.00	0.00	0.00	0.00	0.00	
JOHNNY N. DULAG	02-01101101-2021-12-02200	2021-12-31	4,000.00	4,000.00	4,000.00	0.00	0.00	0.00	0.00	0.00	
EMELIA'S KITCHENETTE	02-01101101-2021-12-02208	2021-12-31	70,245.00	70,245.00	70,245.00	0.00	0.00	0.00	0.00	0.00	
KIMMONGO GENERAL MERCHANDISE	02-01101101-2021-12-02218	2021-12-31	21,475.00	21,475.00	21,475.00	0.00	0.00	0.00	0.00	0.00	
BONGDOEN HARDWARE	02-01101101-2021-12-02226	2021-12-31	13,300.00	13,300.00	13,300.00	0.00	0.00	0.00	0.00	0.00	
DON JACKSON PAINT CENTER AND GEN. MDSE	02-01101101-2021-12-02234	2021-12-31	169,025.00	169,025.00	169,025.00	0.00	0.00	0.00	0.00	0.00	
DON JACKSON PAINT CENTER AND GEN. MDSE	02-01101101-2021-12-02242	2021-12-31	18,580.00	18,580.00	18,580.00	0.00	0.00	0.00	0.00	0.00	
GRINGO S. SERION	02-01101101-2021-12-02250	2021-12-31	10,784.68	10,784.68	10,784.68	0.00	0.00	0.00	0.00	0.00	
ATM CONSTRUCTION	02-01101101-2021-12-02258	2021-12-31	198,000.00	198,000.00	198,000.00	0.00	0.00	0.00	0.00	0.00	
JM IBAÑEZ ENTERPRISE	02-01101101-2021-12-02266	2021-12-31	138,000.00	138,000.00	138,000.00	0.00	0.00	0.00	0.00	0.00	
DON JACKSON PAINT CENTER AND GEN. MDSE	02-01101101-2021-12-02274	2021-12-31	1,925.00	1,925.00	1,925.00	0.00	0.00	0.00	0.00	0.00	
MV ARTS & SIGNS	02-01101101-2021-12-02282	2021-12-31	8,280.00	8,280.00	8,280.00	0.00	0.00	0.00	0.00	0.00	
DON JACKSON PAINT CENTER AND GEN. MDSE	02-01101101-2021-12-02290	2021-12-31	18,515.00	18,515.00	18,515.00	0.00	0.00	0.00	0.00	0.00	
REX L. LAKISA	02-01101101-2021-12-02298	2021-12-31	5,000.00	5,000.00	5,000.00	0.00	0.00	0.00	0.00	0.00	
ORVILLE W. DOMANEO	02-01101101-2021-12-02301	2021-12-31	10,500.00	10,500.00	10,500.00	0.00	0.00	0.00	0.00	0.00	

**AGING OF UNPAID OBLIGATION**  
As at December 31, 2021

Department : State Universities and Colleges (SUCs)  
Agency : Kalinga State University  
Operating Unit : N/A  
Organization Code (UACS) : 080190000000

Name of Creditors	Obligation Request and Status			AGING OF UNPAID OBLIGATION							
	Number	Date	Amount	Amount	90 days & below	91 to 180 days	181 to 270 days	271 to 365/366 days	More than 1 year but less than 2 years	More than 2 years	Remarks
1	2	3	4	5=(6+7+8+9+10+11)	6	7	8	9	10	11	12
APC CAR CARE CENTER	02-01101101-2021-04-00616	2021-04-29	7,800.00	7,800.00	0.00	0.00	7,800.00	0.00	0.00	0.00	
BIDES MARKETING	02-01101101-2021-06-00904	2021-06-15	13,984.00	13,984.00	0.00	0.00	13,984.00	0.00	0.00	0.00	
BONGDOEN HARDWARE	02-01101101-2021-09-01268	2021-09-06	26,296.29	26,296.29	0.00	26,296.29	0.00	0.00	0.00	0.00	
BIDES MARKETING	02-01101101-2021-10-01411	2021-10-14	4,600.00	4,600.00	4,600.00	0.00	0.00	0.00	0.00	0.00	
ATIPSE MARKETING & GENERAL MERCHANDISE	02-01101101-2021-11-01623	2021-11-11	4,075.00	4,075.00	4,075.00	0.00	0.00	0.00	0.00	0.00	
MARIA CYRILA C. BAWER	02-01101101-2021-11-01669	2021-11-15	7,500.00	7,500.00	7,500.00	0.00	0.00	0.00	0.00	0.00	
LAS VEGAS HOTEL & RESTAURANT	02-01101101-2021-11-01760	2021-11-24	24,920.00	24,920.00	24,920.00	0.00	0.00	0.00	0.00	0.00	
KALINGA PRINTING PRESS AND GEN MDSE	02-01101101-2021-12-01799	2021-12-01	3,510.00	3,510.00	3,510.00	0.00	0.00	0.00	0.00	0.00	
SHAMIR DA LIM'S HARDWARE CO.	02-01101101-2021-12-01887	2021-12-10	625.00	625.00	625.00	0.00	0.00	0.00	0.00	0.00	
MV ARTS & SIGNS	02-01101101-2021-12-01951	2021-12-17	960.00	960.00	960.00	0.00	0.00	0.00	0.00	0.00	
ROYCE MOTOR CENTER INC.	02-01101101-2021-12-01980	2021-12-23	9,404.00	9,404.00	9,404.00	0.00	0.00	0.00	0.00	0.00	
BONGDOEN HARDWARE	02-01101101-2021-12-01992	2021-12-23	13,348.00	13,348.00	13,348.00	0.00	0.00	0.00	0.00	0.00	
KALINGA STATE UNIVERSITY BAO (Account No. 1052-1076-91)	02-01101101-2021-12-02102	2021-12-28	10,010.00	10,010.00	10,010.00	0.00	0.00	0.00	0.00	0.00	
MV ARTS & SIGNS	02-01101101-2021-12-02116	2021-12-29	193,500.00	193,500.00	193,500.00	0.00	0.00	0.00	0.00	0.00	
KAT'S PRINTING SHOP	02-01101101-2021-12-02124	2021-12-31	13,350.00	13,350.00	13,350.00	0.00	0.00	0.00	0.00	0.00	
MELANIE S. MANUEL	02-01101101-2021-09-01266	2021-09-03	780.00	780.00	0.00	780.00	0.00	0.00	0.00	0.00	
JANETTE P. CALIMAG	02-01101101-2021-10-01390	2021-10-07	2,849.00	2,849.00	2,849.00	0.00	0.00	0.00	0.00	0.00	
MV ARTS & SIGNS	02-01101101-2021-12-02137	2021-12-31	750.00	750.00	750.00	0.00	0.00	0.00	0.00	0.00	
KALINGA STATE UNIVERSITY BAO (Account No. 1052-1076-91)	02-01101101-2021-12-02145	2021-12-31	111,500.00	111,500.00	111,500.00	0.00	0.00	0.00	0.00	0.00	
SUSAN B. DALLAPAS	02-01101101-2021-12-02153	2021-12-31	4,545.45	4,545.45	4,545.45	0.00	0.00	0.00	0.00	0.00	
RUDY GUIABAO	02-01101101-2021-12-02161	2021-12-31	5,000.00	5,000.00	5,000.00	0.00	0.00	0.00	0.00	0.00	
EDMAR G. DURIAN	02-01101101-2021-12-02169	2021-12-31	5,000.00	5,000.00	5,000.00	0.00	0.00	0.00	0.00	0.00	
FALGUI'S RELIABLE TRADING & SERVICES	02-01101101-2021-12-02177	2021-12-31	6,000.00	6,000.00	6,000.00	0.00	0.00	0.00	0.00	0.00	
JULIANA ACLAM	02-01101101-2021-12-02185	2021-12-31	15,575.78	15,575.78	15,575.78	0.00	0.00	0.00	0.00	0.00	
JOAN Y. KILOY	02-01101101-2021-12-02193	2021-12-31	5,000.00	5,000.00	5,000.00	0.00	0.00	0.00	0.00	0.00	
JERALD D. DALOWOG	02-01101101-2021-12-02201	2021-12-31	2,000.00	2,000.00	2,000.00	0.00	0.00	0.00	0.00	0.00	

**AGING OF UNPAID OBLIGATION**  
As at December 31, 2021

Department : State Universities and Colleges (SUCs)  
Agency : Kalinga State University  
Operating Unit : N/A  
Organization Code (UACS) : 080190000000

Name of Creditors	Obligation Request and Status			AGING OF UNPAID OBLIGATION							
	Number	Date	Amount	Amount	90 days & below	91 to 180 days	181 to 270 days	271 to 365/366 days	More than 1 year but less than 2 years	More than 2 years	Remarks
1	2	3	4	5=(6+7+8+9+10+11)	6	7	8	9	10	11	12
EMELIA'S KITCHENETTE	02-01101101-2021-12-02209	2021-12-31	13,950.00	13,950.00	13,950.00	0.00	0.00	0.00	0.00	0.00	
JM IBAÑEZ ENTERPRISE	02-01101101-2021-12-02219	2021-12-31	9,595.00	9,595.00	9,595.00	0.00	0.00	0.00	0.00	0.00	
ATIPSE MARKETING & GENERAL MERCHANDISE	02-01101101-2021-12-02227	2021-12-31	27,560.00	27,560.00	27,560.00	0.00	0.00	0.00	0.00	0.00	
DON JACKSON PAINT CENTER AND GEN. MDSE	02-01101101-2021-12-02235	2021-12-31	7,250.00	7,250.00	7,250.00	0.00	0.00	0.00	0.00	0.00	
SHAMIR DA LIM'S HARDWARE CO.	02-01101101-2021-12-02243	2021-12-31	4,665.00	4,665.00	4,665.00	0.00	0.00	0.00	0.00	0.00	
STANCOLD B. DAODAWON	02-01101101-2021-12-02251	2021-12-31	4,090.91	4,090.91	4,090.91	0.00	0.00	0.00	0.00	0.00	
ATM CONSTRUCTION	02-01101101-2021-12-02259	2021-12-31	60,000.00	60,000.00	60,000.00	0.00	0.00	0.00	0.00	0.00	
KALINGA PRINTING PRESS AND GEN MDSE	02-01101101-2021-12-02267	2021-12-31	32,700.00	32,700.00	32,700.00	0.00	0.00	0.00	0.00	0.00	
VALENCIA AGRICULTURAL SUPPLY	02-01101101-2021-12-02275	2021-12-31	8,400.00	8,400.00	8,400.00	0.00	0.00	0.00	0.00	0.00	
MV ARTS & SIGNS	02-01101101-2021-12-02283	2021-12-31	12,295.00	12,295.00	12,295.00	0.00	0.00	0.00	0.00	0.00	
SHAMIR DA LIM'S HARDWARE CO.	02-01101101-2021-12-02291	2021-12-31	80,440.00	80,440.00	80,440.00	0.00	0.00	0.00	0.00	0.00	
ELSA DAODAWON	02-01101101-2021-12-02299	2021-12-31	4,772.73	4,772.73	4,772.73	0.00	0.00	0.00	0.00	0.00	
LATAWAN DRUGSTORE AND GEN MDSE	02-01101101-2021-12-02302	2021-12-31	4,337.50	4,337.50	4,337.50	0.00	0.00	0.00	0.00	0.00	
EMELIA'S KITCHENETTE	02-01101101-2021-05-00632	2021-05-04	47,750.00	47,750.00	0.00	0.00	47,750.00	0.00	0.00	0.00	
FM AGROMIX & VETERINARY PHARMACY	02-01101101-2021-07-01006	2021-07-06	13,640.00	13,640.00	0.00	13,640.00	0.00	0.00	0.00	0.00	
FC ARCHTS CONSTRUCTION	02-01101101-2021-09-01330	2021-09-23	424,654.07	424,654.07	0.00	424,654.07	0.00	0.00	0.00	0.00	
BIDES MARKETING	02-01101101-2021-10-01477	2021-10-29	25,645.00	25,645.00	25,645.00	0.00	0.00	0.00	0.00	0.00	
BIDES MARKETING	02-01101101-2021-11-01624	2021-11-11	15,210.00	15,210.00	15,210.00	0.00	0.00	0.00	0.00	0.00	
LATAWAN DRUGSTORE AND GEN MDSE	02-01101101-2021-11-01699	2021-11-18	7,766.96	7,766.96	7,766.96	0.00	0.00	0.00	0.00	0.00	
KIMMONGO GENERAL MERCHANDISE	02-01101101-2021-11-01775	2021-11-26	5,640.00	5,640.00	5,640.00	0.00	0.00	0.00	0.00	0.00	
GOLDEN BERRIES HOTEL & CONVENTION CENTER	02-01101101-2021-12-01822	2021-12-02	1,500.00	1,500.00	1,500.00	0.00	0.00	0.00	0.00	0.00	
LATAWAN DRUGSTORE AND GEN MDSE	02-01101101-2021-12-01888	2021-12-10	712.47	712.47	712.47	0.00	0.00	0.00	0.00	0.00	
EMELIA'S KITCHENETTE	02-01101101-2021-12-01952	2021-12-17	12,825.00	12,825.00	12,825.00	0.00	0.00	0.00	0.00	0.00	



**AGING OF UNPAID OBLIGATION**  
As at December 31, 2021

Department : State Universities and Colleges (SUCs)  
Agency : Kalinga State University  
Operating Unit : N/A  
Organization Code (UACS) : 080190000000

Name of Creditors	Obligation Request and Status			AGING OF UNPAID OBLIGATION							
	Number	Date	Amount	Amount	90 days & below	91 to 180 days	181 to 270 days	271 to 365/366 days	More than 1 year but less than 2 years	More than 2 years	Remarks
1	2	3	4	5=(6+7+8+9+10+11)	6	7	8	9	10	11	12
APC CAR CARE CENTER	02-01101101-2021-12-01981	2021-12-23	2,000.00	2,000.00	2,000.00	0.00	0.00	0.00	0.00	0.00	
EMELIA'S KITCHENETTE	02-01101101-2021-12-02047	2021-12-27	7,725.00	7,725.00	7,725.00	0.00	0.00	0.00	0.00	0.00	
BERNADETTE C. AGGABAO	02-01101101-2021-12-02103	2021-12-28	4,931.00	4,931.00	4,931.00	0.00	0.00	0.00	0.00	0.00	
MV ARTS & SIGNS	02-01101101-2021-12-02117	2021-12-29	56,500.00	56,500.00	56,500.00	0.00	0.00	0.00	0.00	0.00	
JM IBANEZ ENTERPRISE	02-01101101-2021-12-02125	2021-12-31	37,950.00	37,950.00	37,950.00	0.00	0.00	0.00	0.00	0.00	
FREDA B. LIM	02-01101101-2021-10-01383	2021-10-07	2,849.00	2,849.00	2,849.00	0.00	0.00	0.00	0.00	0.00	
MARY GRACE M. IGNACIO	02-01101101-2021-10-01391	2021-10-07	2,849.00	2,849.00	2,849.00	0.00	0.00	0.00	0.00	0.00	
MV ARTS & SIGNS	02-01101101-2021-12-02138	2021-12-31	650.00	650.00	650.00	0.00	0.00	0.00	0.00	0.00	
MINERVA TAGUINOD	02-01101101-2021-12-02146	2021-12-31	39,200.00	39,200.00	39,200.00	0.00	0.00	0.00	0.00	0.00	
CECILE B. CALDINGON	02-01101101-2021-12-02154	2021-12-31	5,000.00	5,000.00	5,000.00	0.00	0.00	0.00	0.00	0.00	
MICHAEL B. PANGDA	02-01101101-2021-12-02162	2021-12-31	4,800.00	4,800.00	4,800.00	0.00	0.00	0.00	0.00	0.00	
ELMER M. PATTONG	02-01101101-2021-12-02170	2021-12-31	5,000.00	5,000.00	5,000.00	0.00	0.00	0.00	0.00	0.00	
INNOVE COMMUNICATIONS, INC.	02-01101101-2021-12-02178	2021-12-31	81,076.56	81,076.56	81,076.56	0.00	0.00	0.00	0.00	0.00	
JEFFERSON DUGAYON	02-01101101-2021-12-02186	2021-12-31	5,000.00	5,000.00	5,000.00	0.00	0.00	0.00	0.00	0.00	
SHARON L. MANAING	02-01101101-2021-12-02194	2021-12-31	5,000.00	5,000.00	5,000.00	0.00	0.00	0.00	0.00	0.00	
RODERIC T. BALICAO	02-01101101-2021-12-02202	2021-12-31	4,666.67	4,666.67	4,666.67	0.00	0.00	0.00	0.00	0.00	
EMELIA'S KITCHENETTE	02-01101101-2021-12-02210	2021-12-31	11,800.00	11,800.00	11,800.00	0.00	0.00	0.00	0.00	0.00	
ATIPSE MARKETING & GENERAL MERCHANDISE	02-01101101-2021-12-02220	2021-12-31	34,710.00	34,710.00	34,710.00	0.00	0.00	0.00	0.00	0.00	
ATIPSE MARKETING & GENERAL MERCHANDISE	02-01101101-2021-12-02228	2021-12-31	75,630.00	75,630.00	75,630.00	0.00	0.00	0.00	0.00	0.00	
SHAMIR DA LIM'S HARDWARE CO.	02-01101101-2021-12-02236	2021-12-31	6,000.00	6,000.00	6,000.00	0.00	0.00	0.00	0.00	0.00	
BRUNO GLENN'S VULCANIZING & TIRE SUPPLY	02-01101101-2021-12-02244	2021-12-31	104,800.00	104,800.00	104,800.00	0.00	0.00	0.00	0.00	0.00	
JOHNNY D. WAYET	02-01101101-2021-12-02252	2021-12-31	7,200.00	7,200.00	7,200.00	0.00	0.00	0.00	0.00	0.00	
DON JACKSON PAINT CENTER AND GEN. MDSE	02-01101101-2021-12-02260	2021-12-31	2,450.00	2,450.00	2,450.00	0.00	0.00	0.00	0.00	0.00	
SHAMIR DA LIM'S HARDWARE CO.	02-01101101-2021-12-02268	2021-12-31	7,188.00	7,188.00	7,188.00	0.00	0.00	0.00	0.00	0.00	
KIMMONGO GENERAL MERCHANDISE	02-01101101-2021-12-02276	2021-12-31	117,000.00	117,000.00	117,000.00	0.00	0.00	0.00	0.00	0.00	
BONGDOEN HARDWARE	02-01101101-2021-12-02284	2021-12-31	3,005.00	3,005.00	3,005.00	0.00	0.00	0.00	0.00	0.00	
BONGDOEN HARDWARE	02-01101101-2021-12-02292	2021-12-31	8,000.00	8,000.00	8,000.00	0.00	0.00	0.00	0.00	0.00	

**AGING OF UNPAID OBLIGATION**  
As at December 31, 2021

Department : State Universities and Colleges (SUCs)  
Agency : Kalinga State University  
Operating Unit : N/A  
Organization Code (UACS) : 080190000000

Name of Creditors	Obligation Request and Status			AGING OF UNPAID OBLIGATION							
	Number	Date	Amount	Amount	90 days & below	91 to 180 days	181 to 270 days	271 to 365/366 days	More than 1 year but less than 2 years	More than 2 years	Remarks
1	2	3	4	5=(6+7+8+9+10+11)	6	7	8	9	10	11	12
C.L. AWARDS MASTER & ADVERTISING	02-01101101-2021-12-02300	2021-12-31	11,900.00	11,900.00	11,900.00	0.00	0.00	0.00	0.00	0.00	
ATIPSE MARKETING & GENERAL MERCHANDISE	02-01101101-2021-12-02303	2021-12-31	57,200.00	57,200.00	57,200.00	0.00	0.00	0.00	0.00	0.00	
LAS VEGAS HOTEL & RESTAURANT	02-01101101-2021-05-00779	2021-05-26	12,300.00	12,300.00	0.00	0.00	12,300.00	0.00	0.00	0.00	
KIMMONGO GENERAL MERCHANDISE	02-01101101-2021-07-01108	2021-07-29	14,260.00	14,260.00	0.00	14,260.00	0.00	0.00	0.00	0.00	
DON JACKSON HARDWARE	02-01101101-2021-09-01346	2021-09-29	4,890.00	4,890.00	0.00	4,890.00	0.00	0.00	0.00	0.00	
PHILIPPINE DUPLICATORS, INC	02-01101101-2021-11-01550	2021-11-08	23,850.24	23,850.24	23,850.24	0.00	0.00	0.00	0.00	0.00	
DS NETWORK ENTERPRISES	02-01101101-2021-11-01626	2021-11-11	6,300.00	6,300.00	6,300.00	0.00	0.00	0.00	0.00	0.00	
SHAMIR DA LIMS HARDWARE	02-01101101-2021-11-01714	2021-11-19	2,110.00	2,110.00	2,110.00	0.00	0.00	0.00	0.00	0.00	
ATIPSE MARKETING & GENERAL MERCHANDISE	02-01101101-2021-11-01777	2021-11-26	17,550.00	17,550.00	17,550.00	0.00	0.00	0.00	0.00	0.00	
REGINA E. MADIO	02-01101101-2021-12-01823	2021-12-02	780.00	780.00	780.00	0.00	0.00	0.00	0.00	0.00	
EMELIA'S KITCHENETTE	02-01101101-2021-12-01891	2021-11-10	125,500.00	125,500.00	125,500.00	0.00	0.00	0.00	0.00	0.00	
VICTORINO D. BAYED	02-01101101-2021-12-01953	2021-12-17	5,610.00	5,610.00	5,610.00	0.00	0.00	0.00	0.00	0.00	
EDUARDO T. BAGTANG	02-01101101-2021-12-01982	2021-12-23	4,617.00	4,617.00	4,617.00	0.00	0.00	0.00	0.00	0.00	
KIMMONGO GENERAL MERCHANDISE	02-01101101-2021-12-02048	2021-12-27	1,250.00	1,250.00	1,250.00	0.00	0.00	0.00	0.00	0.00	
MARTHA D. BALIAGA	02-01101101-2021-12-02104	2021-12-29	2,560.00	2,560.00	2,560.00	0.00	0.00	0.00	0.00	0.00	
INNOVE COMMUNICATIONS, INC.	02-01101101-2021-12-02118	2021-12-29	96,430.69	96,430.69	96,430.69	0.00	0.00	0.00	0.00	0.00	
ATIPSE MARKETING & GENERAL MERCHANDISE	02-01101101-2021-12-02126	2021-12-31	3,888.00	3,888.00	3,888.00	0.00	0.00	0.00	0.00	0.00	
MATHEW JUN P. MARIANI	02-01101101-2021-10-01384	2021-10-07	2,849.00	2,849.00	2,849.00	0.00	0.00	0.00	0.00	0.00	
JEMALYN GRACE T. MENDOZA	02-01101101-2021-12-01880	2021-12-09	700.00	700.00	700.00	0.00	0.00	0.00	0.00	0.00	
KIMMONGO GENERAL MERCHANDISE	02-01101101-2021-12-02139	2021-12-31	2,650.00	2,650.00	2,650.00	0.00	0.00	0.00	0.00	0.00	
ROSE ANN CONSTRUCTION AND GENERAL MERCHANDISE	02-01101101-2021-12-02147	2021-12-31	667,579.19	667,579.19	667,579.19	0.00	0.00	0.00	0.00	0.00	
GEMMA B. WAGGAWAG	02-01101101-2021-12-02155	2021-12-31	4,545.45	4,545.45	4,545.45	0.00	0.00	0.00	0.00	0.00	
JEMELYN W. MAGSILAO	02-01101101-2021-12-02163	2021-12-31	5,000.00	5,000.00	5,000.00	0.00	0.00	0.00	0.00	0.00	

**AGING OF UNPAID OBLIGATION**  
As at December 31, 2021

Department : State Universities and Colleges (SUCs)  
Agency : Kalinga State University  
Operating Unit : N/A  
Organization Code (UACS) : 080190000000

Name of Creditors	Obligation Request and Status			AGING OF UNPAID OBLIGATION							
	Number	Date	Amount	Amount	90 days & below	91 to 180 days	181 to 270 days	271 to 365/366 days	More than 1 year but less than 2 years	More than 2 years	Remarks
1	2	3	4	5=(6+7+8+9+10+11)	6	7	8	9	10	11	12
RYAN B. GIMENA	02-01101101-2021-12-02171	2021-12-31	5,000.00	5,000.00	5,000.00	0.00	0.00	0.00	0.00	0.00	
INNOVE COMMUNICATIONS, INC.	02-01101101-2021-12-02179	2021-12-31	55,836.54	55,836.54	55,836.54	0.00	0.00	0.00	0.00	0.00	
ROMEL BEWOG	02-01101101-2021-12-02187	2021-12-31	5,000.00	5,000.00	5,000.00	0.00	0.00	0.00	0.00	0.00	
GLENN G. AMIYAN	02-01101101-2021-12-02195	2021-12-31	2,666.67	2,666.67	2,666.67	0.00	0.00	0.00	0.00	0.00	
JIMMY B. TIMMANGO	02-01101101-2021-12-02203	2021-12-31	5,000.00	5,000.00	5,000.00	0.00	0.00	0.00	0.00	0.00	
KIMMONGO GENERAL MERCHANDISE	02-01101101-2021-12-02211	2021-12-31	1,600.00	1,600.00	1,600.00	0.00	0.00	0.00	0.00	0.00	
JM IBANEZ ENTERPRISE	02-01101101-2021-12-02221	2021-12-31	43,120.00	43,120.00	43,120.00	0.00	0.00	0.00	0.00	0.00	
ATIPSE MARKETING & GENERAL MERCHANDISE	02-01101101-2021-12-02229	2021-12-31	72,605.00	72,605.00	72,605.00	0.00	0.00	0.00	0.00	0.00	
ATIPSE MARKETING & GENERAL MERCHANDISE	02-01101101-2021-12-02237	2021-12-31	42,950.00	42,950.00	42,950.00	0.00	0.00	0.00	0.00	0.00	
JACS ENTERPRISES	02-01101101-2021-12-02245	2021-12-31	182,000.00	182,000.00	182,000.00	0.00	0.00	0.00	0.00	0.00	
ATIPSE MARKETING & GENERAL MERCHANDISE	02-01101101-2021-12-02253	2021-12-31	191,877.00	191,877.00	191,877.00	0.00	0.00	0.00	0.00	0.00	
VALENCIA AGRICULTURAL SUPPLY	02-01101101-2021-12-02261	2021-12-31	15,000.00	15,000.00	15,000.00	0.00	0.00	0.00	0.00	0.00	
DON JACKSON PAINT CENTER AND GEN. MDSE	02-01101101-2021-12-02269	2021-12-31	2,360.00	2,360.00	2,360.00	0.00	0.00	0.00	0.00	0.00	
MV ARTS & SIGNS	02-01101101-2021-12-02277	2021-12-31	149,000.00	149,000.00	149,000.00	0.00	0.00	0.00	0.00	0.00	
KIMMONGO GENERAL MERCHANDISE	02-01101101-2021-12-02285	2021-12-31	26,000.00	26,000.00	26,000.00	0.00	0.00	0.00	0.00	0.00	
SHAMIR DA LIM'S HARDWARE CO.	02-01101101-2021-12-02293	2021-12-31	15,820.00	15,820.00	15,820.00	0.00	0.00	0.00	0.00	0.00	
ATIPSE MARKETING & GENERAL MERCHANDISE	02-01101101-2021-12-02304	2021-12-31	34,800.00	34,800.00	34,800.00	0.00	0.00	0.00	0.00	0.00	
VALENCIA AGRICULTURAL SUPPLY	02-01101101-2021-06-00820	2021-06-03	9,750.00	9,750.00	0.00	0.00	9,750.00	0.00	0.00	0.00	
LAS VEGAS HOTEL & RESTAURANT	02-01101101-2021-08-01158	2021-08-09	16,232.00	16,232.00	0.00	16,232.00	0.00	0.00	0.00	0.00	
MV ARTS & SIGNS	02-01101101-2021-09-01347	2021-09-29	7,490.00	7,490.00	0.00	7,490.00	0.00	0.00	0.00	0.00	
MV ARTS & SIGNS	02-01101101-2021-11-01575	2021-11-10	1,800.00	1,800.00	1,800.00	0.00	0.00	0.00	0.00	0.00	
ARNEL OLBA BAGNE	02-01101101-2021-11-01628	2021-11-11	8,100.00	8,100.00	8,100.00	0.00	0.00	0.00	0.00	0.00	
LIBTECH SOURCE PHILIPPINES INC.	02-01101101-2021-11-01716	2021-11-19	174,720.00	174,720.00	174,720.00	0.00	0.00	0.00	0.00	0.00	

**AGING OF UNPAID OBLIGATION**  
As at December 31, 2021

Department : State Universities and Colleges (SUCs)  
Agency : Kalinga State University  
Operating Unit : N/A  
Organization Code (UACS) : 080190000000

Name of Creditors	Obligation Request and Status			AGING OF UNPAID OBLIGATION							Remarks
	Number	Date	Amount	Amount	90 days & below	91 to 180 days	181 to 270 days	271 to 365/366 days	More than 1 year but less than 2 years	More than 2 years	
1	2	3	4	5=(6+7+8+9+10+11)	6	7	8	9	10	11	12
MV ARTS & SIGNS	02-01101101-2021-11-01789	2021-11-29	480.00	480.00	480.00	0.00	0.00	0.00	0.00	0.00	
LAS VEGAS HOTEL & RESTAURANT	02-01101101-2021-12-01843	2021-12-07	83,050.00	83,050.00	83,050.00	0.00	0.00	0.00	0.00	0.00	
PITSTOP MOTORS INC.	02-01101101-2021-12-01911	2021-12-14	167,466.00	167,466.00	167,466.00	0.00	0.00	0.00	0.00	0.00	
KINWA ETNIKA HANDICRAFTS	02-01101101-2021-12-01954	2021-12-17	33,600.00	33,600.00	33,600.00	0.00	0.00	0.00	0.00	0.00	
EMELIA'S KITCHENETTE	02-01101101-2021-12-01986	2021-12-23	20,700.00	20,700.00	20,700.00	0.00	0.00	0.00	0.00	0.00	
JM IBAÑEZ ENTERPRISE	02-01101101-2021-12-02049	2021-12-27	2,500.00	2,500.00	2,500.00	0.00	0.00	0.00	0.00	0.00	
<b>Sub-total</b>			<b>14,003,121.31</b>	<b>14,003,121.31</b>	<b>13,215,843.25</b>	<b>658,942.36</b>	<b>128,335.70</b>	<b>0.00</b>	<b>0.00</b>	<b>0.00</b>	
<b>A.2 Prior Years' Appropriations</b>			<b>146,055,256.13</b>	<b>146,055,256.13</b>	<b>0.00</b>	<b>0.00</b>	<b>0.00</b>	<b>0.00</b>	<b>34,100,211.44</b>	<b>111,955,044.69</b>	
SIEG, DEXTER M.	02-01101101-2017-12-02736	2017-12-29	4,830.00	4,830.00	0.00	0.00	0.00	0.00	0.00	4,830.00	
LUZVIMINDA C. BASNIC	02-01101101-2018-12-03289	2018-12-19	480.00	480.00	0.00	0.00	0.00	0.00	0.00	480.00	
HGW=3 ENGINEERING AND CONSTRUCTION	06-01101101-2017-11-02046	2017-11-02	139,711.70	139,711.70	0.00	0.00	0.00	0.00	0.00	139,711.70	
BADDONGON, JOHNWIN B.	02-01101101-2017-12-02735	2017-12-29	35,595.00	35,595.00	0.00	0.00	0.00	0.00	0.00	35,595.00	
ATULBA, AMY M.	02-01101101-2017-12-02736	2017-12-29	6,260.00	6,260.00	0.00	0.00	0.00	0.00	0.00	6,260.00	
MINA, FREDALYN E.	02-01101101-2017-12-02736	2017-12-29	6,060.00	6,060.00	0.00	0.00	0.00	0.00	0.00	6,060.00	
CATHERINE N. ANCHETA	02-01101101-2018-12-03289	2018-12-19	480.00	480.00	0.00	0.00	0.00	0.00	0.00	480.00	
EMELIA'S KITCHENETTE	02-01101101-2019-12-02373	2019-12-27	18,900.00	18,900.00	0.00	0.00	0.00	0.00	0.00	18,900.00	
GUIA PEARL B. BUGAYONG	01-01101101-2018-08-01696	2018-08-08	12,658.75	12,658.75	0.00	0.00	0.00	0.00	0.00	12,658.75	
AGTARON, BRIAN B.	02-01101101-2017-12-02736	2017-12-29	6,060.00	6,060.00	0.00	0.00	0.00	0.00	0.00	6,060.00	
GANAB, JUDY ANN S.	02-01101101-2017-12-02736	2017-12-29	4,830.00	4,830.00	0.00	0.00	0.00	0.00	0.00	4,830.00	
KING'S HARDWARE & GEN. MDSE	02-01101101-2018-08-01814	2018-08-16	734.00	734.00	0.00	0.00	0.00	0.00	0.00	734.00	
MALABONG CONSTRUCTION SUPPLY & GEN.MDSE.	02-01101101-2019-12-02045	2019-12-06	17,634.30	17,634.30	0.00	0.00	0.00	0.00	0.00	17,634.30	
GOVERNMENT SERVICE INSURANCE SYSTEM	01-01101101-2018-06-01197	2018-06-11	1,993.41	1,993.41	0.00	0.00	0.00	0.00	0.00	1,993.41	
SOLOG, FAYE RACHELLE B.	02-01101101-2017-12-02735	2017-12-29	30,000.00	30,000.00	0.00	0.00	0.00	0.00	0.00	30,000.00	
EGUIAB, MARK VINCENT L.	02-01101101-2017-12-02736	2017-12-29	10,000.00	10,000.00	0.00	0.00	0.00	0.00	0.00	10,000.00	
MAYANGAO GENERAL MERCHANDISE	02-01101101-2018-05-00953	2018-05-10	174.00	174.00	0.00	0.00	0.00	0.00	0.00	174.00	
RABP ELEVATOR AND ESCALATOR PARTS AND SERVICES	02-01101101-2018-12-03388	2018-12-28	85,878.00	85,878.00	0.00	0.00	0.00	0.00	0.00	85,878.00	

**AGING OF UNPAID OBLIGATION**  
As at December 31, 2021

Department : State Universities and Colleges (SUCs)  
Agency : Kalinga State University  
Operating Unit : N/A  
Organization Code (UACS) : 080190000000

Name of Creditors	Obligation Request and Status			AGING OF UNPAID OBLIGATION							Remarks
	Number	Date	Amount	Amount	90 days & below	91 to 180 days	181 to 270 days	271 to 365/366 days	More than 1 year but less than 2 years	More than 2 years	
1	2	3	4	5=(6+7+8+9+10+11)	6	7	8	9	10	11	12
MENTON, EZEKIEL P.	02-01101101-2017-12-02734	2017-12-29	20,500.00	20,500.00	0.00	0.00	0.00	0.00	0.00	20,500.00	
TURARAY, SHAREN D.	02-01101101-2017-12-02735	2017-12-29	30,000.00	30,000.00	0.00	0.00	0.00	0.00	0.00	30,000.00	
KSU - BAO	06-01101101-2017-12-02587	2017-12-22	8,111.42	8,111.42	0.00	0.00	0.00	0.00	0.00	8,111.42	
SUGUITAN, MICHELL L.	02-01101101-2017-12-02736	2017-12-29	2,685.00	2,685.00	0.00	0.00	0.00	0.00	0.00	2,685.00	
NELLIE V. APATAS	02-01101101-2018-12-03289	2018-12-19	480.00	480.00	0.00	0.00	0.00	0.00	0.00	480.00	
RIPPLE BUILDERS	06-01101101-2017-12-02632	2017-12-28	74,734.14	74,734.14	0.00	0.00	0.00	0.00	0.00	74,734.14	
BATANG-AY, KATHLEEN D.	02-01101101-2017-12-02735	2017-12-29	14,725.00	14,725.00	0.00	0.00	0.00	0.00	0.00	14,725.00	
BAGLINIT, MAYDOLL A.	02-01101101-2017-12-02736	2017-12-29	6,430.00	6,430.00	0.00	0.00	0.00	0.00	0.00	6,430.00	
PANG-AY, VALENTIN L.	02-01101101-2017-12-02736	2017-12-29	3,830.00	3,830.00	0.00	0.00	0.00	0.00	0.00	3,830.00	
EVANGELINE W. TORRES	02-01101101-2018-12-03289	2018-12-19	480.00	480.00	0.00	0.00	0.00	0.00	0.00	480.00	
SUC-ACAP, INC.	02-01101101-2019-12-02390	2019-12-27	12,000.00	12,000.00	0.00	0.00	0.00	0.00	0.00	12,000.00	
RAMAC, MARIA ELIZA T.	02-01101101-2017-12-02734	2017-12-29	7,000.00	7,000.00	0.00	0.00	0.00	0.00	0.00	7,000.00	
BALAWAG, MAY-ANN B.	02-01101101-2017-12-02736	2017-12-29	6,305.00	6,305.00	0.00	0.00	0.00	0.00	0.00	6,305.00	
LIMTO, JUDY ANN A.	02-01101101-2017-12-02736	2017-12-29	7,230.00	7,230.00	0.00	0.00	0.00	0.00	0.00	7,230.00	
TABUK KINGS HARDWARE	02-01101101-2018-11-02583	2018-11-07	5,850.00	5,850.00	0.00	0.00	0.00	0.00	0.00	5,850.00	
MV ARTS & SIGNS	02-01101101-2019-12-02349	2019-12-27	864.00	864.00	0.00	0.00	0.00	0.00	0.00	864.00	
LAND BANK OF THE PHILIPPINES	01-01101101-2018-07-01412	2018-07-09	3,395.90	3,395.90	0.00	0.00	0.00	0.00	0.00	3,395.90	
AGNAS, LYAN G.	02-01101101-2017-12-02736	2017-12-29	2,900.00	2,900.00	0.00	0.00	0.00	0.00	0.00	2,900.00	
GAAYON, LERMA A.	02-01101101-2017-12-02736	2017-12-29	6,060.00	6,060.00	0.00	0.00	0.00	0.00	0.00	6,060.00	
JOHN JOHN C. VENUS	02-01101101-2018-07-01429	2018-07-11	960.00	960.00	0.00	0.00	0.00	0.00	0.00	960.00	
EMELIA'S KITCHENETTE	02-01101101-2019-10-01604	2019-10-10	16,625.00	16,625.00	0.00	0.00	0.00	0.00	0.00	16,625.00	
UPLAND CONSTRUCTION & ENGINEERING SERVICES	06-01101101-2019-12-02415	2019-12-27	291,921.24	291,921.24	0.00	0.00	0.00	0.00	0.00	291,921.24	
ESPIRITU, JINVIE C.	02-01101101-2017-12-02735	2018-12-28	30,000.00	30,000.00	0.00	0.00	0.00	0.00	0.00	30,000.00	
CAYAG, REYNA JANE B.	02-01101101-2017-12-02736	2017-12-29	10,000.00	10,000.00	0.00	0.00	0.00	0.00	0.00	10,000.00	
BAYANGAN, JANE VALE B.	02-01101101-2020-12-01839	2020-12-29	3,000.00	3,000.00	0.00	0.00	0.00	0.00	3,000.00	0.00	
PUYAO, JOCELYNE B.	02-01101101-2020-12-01839	2020-12-29	3,000.00	3,000.00	0.00	0.00	0.00	0.00	3,000.00	0.00	
YUNAKIM CONSTRUCTION	06-01101101-2020-03-00259	2020-03-03	10,423,184.17	10,423,184.17	0.00	0.00	0.00	0.00	10,423,184.17	0.00	
BALICAO, RODERICK T.	02-01101101-2020-12-01839	2020-12-29	2,000.00	2,000.00	0.00	0.00	0.00	0.00	2,000.00	0.00	
PAN-OY, ERWIN B.	02-01101101-2020-12-01839	2020-12-29	3,000.00	3,000.00	0.00	0.00	0.00	0.00	3,000.00	0.00	
ARIEL MOCA	02-01101101-2020-12-01889	2020-12-29	2,000.00	2,000.00	0.00	0.00	0.00	0.00	2,000.00	0.00	
TABUK CONCRETE PRODUCTS	02-01101101-2020-12-01836	2020-12-28	17,950.00	17,950.00	0.00	0.00	0.00	0.00	17,950.00	0.00	

**AGING OF UNPAID OBLIGATION**  
As at December 31, 2021

Department : State Universities and Colleges (SUCs)  
Agency : Kalinga State University  
Operating Unit : N/A  
Organization Code (UACS) : 080190000000

Name of Creditors	Obligation Request and Status			AGING OF UNPAID OBLIGATION							
	Number	Date	Amount	Amount	90 days & below	91 to 180 days	181 to 270 days	271 to 365/366 days	More than 1 year but less than 2 years	More than 2 years	Remarks
1	2	3	4	5=(6+7+8+9+10+11)	6	7	8	9	10	11	12
LAWAD, MARKQUIN	02-01101101-2020-12-01839	2020-12-29	3,000.00	3,000.00	0.00	0.00	0.00	0.00	3,000.00	0.00	
JM IBAÑEZ ENTERPRISES	02-01101101-2020-12-01874	2020-12-29	26,500.00	26,500.00	0.00	0.00	0.00	0.00	26,500.00	0.00	
JM IBAÑEZ ENTERPRISES	02-01101101-2020-11-01469	2020-11-27	1,645.00	1,645.00	0.00	0.00	0.00	0.00	1,645.00	0.00	
DIWAYAN, MARK KENNEDY D.	02-01101101-2020-12-01839	2020-12-29	3,000.00	3,000.00	0.00	0.00	0.00	0.00	3,000.00	0.00	
ATIPSE MARKETING	02-01101101-2020-12-01859	2020-12-29	15,000.00	15,000.00	0.00	0.00	0.00	0.00	15,000.00	0.00	
ATIPSE MARKETING	02-01101101-2020-10-01267	2020-10-20	1,780.00	1,780.00	0.00	0.00	0.00	0.00	1,780.00	0.00	
DALLAPAS, SUSAN	02-01101101-2020-12-01839	2020-12-29	3,000.00	3,000.00	0.00	0.00	0.00	0.00	3,000.00	0.00	
KAT'S PRINTING SHOP	02-01101101-2020-12-01840	2020-12-29	61,650.00	61,650.00	0.00	0.00	0.00	0.00	61,650.00	0.00	
KINGSQUARE BAYLE SUPERMART CORPORATION	02-01101101-2020-04-00523	2020-04-22	29,000.00	29,000.00	0.00	0.00	0.00	0.00	29,000.00	0.00	
CABONTOCAN, KAYZELLE JANE	02-01101101-2020-12-01839	2020-12-29	3,000.00	3,000.00	0.00	0.00	0.00	0.00	3,000.00	0.00	
TORRES, ROY CESAR A.	02-01101101-2020-12-01839	2020-12-29	3,000.00	3,000.00	0.00	0.00	0.00	0.00	3,000.00	0.00	
KINGSQUARE BAYLE SUPERMART CORPORATION	02-01101101-2020-04-00524	2020-04-22	56,500.00	56,500.00	0.00	0.00	0.00	0.00	56,500.00	0.00	
BRAVO, MARIE LUZ	02-01101101-2020-12-01839	2020-12-29	3,000.00	3,000.00	0.00	0.00	0.00	0.00	3,000.00	0.00	
SORIANO, HERMILDORE C.	02-01101101-2020-12-01839	2020-12-29	3,000.00	3,000.00	0.00	0.00	0.00	0.00	3,000.00	0.00	
EARTHQUAKES AND MEGACITIES INITIATIVE, INC.	02-01101101-2020-04-00542	2020-04-30	91,428.57	91,428.57	0.00	0.00	0.00	0.00	91,428.57	0.00	
BATAWANG, QUEENIE LYN B.	02-01101101-2020-12-01839	2020-12-29	3,000.00	3,000.00	0.00	0.00	0.00	0.00	3,000.00	0.00	
PULLIS, CHERRY PIE G.	02-01101101-2020-12-01839	2020-12-29	3,000.00	3,000.00	0.00	0.00	0.00	0.00	3,000.00	0.00	
ATIPSE MARKETING	02-01101101-2020-12-01895	2020-12-29	13,350.00	13,350.00	0.00	0.00	0.00	0.00	13,350.00	0.00	
GOVERNMENT SERVICE INSURANCE SYSTEM	01-01101101-2020-12-01707	2020-12-22	23.36	23.36	0.00	0.00	0.00	0.00	23.36	0.00	
CHULANA, ANGELA D.	02-01101101-2017-12-02736	2017-12-29	10,000.00	10,000.00	0.00	0.00	0.00	0.00	0.00	10,000.00	
TANGGUYAC, RENALYN T.	02-01101101-2017-12-02736	2017-12-29	6,060.00	6,060.00	0.00	0.00	0.00	0.00	0.00	6,060.00	
ROSE S. MUKAY	02-01101101-2018-12-03289	2018-12-19	480.00	480.00	0.00	0.00	0.00	0.00	0.00	480.00	
TNJ BUILDERS	06-01101101-2017-12-02691	2017-12-29	129,067.95	129,067.95	0.00	0.00	0.00	0.00	0.00	129,067.95	
BULA-AY, RONABETH L.	02-01101101-2017-12-02735	2017-12-29	37,160.00	37,160.00	0.00	0.00	0.00	0.00	0.00	37,160.00	
BATAWANG, JOVY N.	02-01101101-2017-12-02736	2017-12-29	6,530.00	6,530.00	0.00	0.00	0.00	0.00	0.00	6,530.00	
REYES, RHEYZEL JOYCE L.	02-01101101-2017-12-02736	2017-12-29	6,430.00	6,430.00	0.00	0.00	0.00	0.00	0.00	6,430.00	
GRETCHEN C. DAWATON	02-01101101-2018-12-03289	2018-12-19	480.00	480.00	0.00	0.00	0.00	0.00	0.00	480.00	
ASCU-SN	02-01101101-2019-12-02398	2019-12-27	10,000.00	10,000.00	0.00	0.00	0.00	0.00	0.00	10,000.00	

**AGING OF UNPAID OBLIGATION**  
As at December 31, 2021

Department : State Universities and Colleges (SUCs)  
Agency : Kalinga State University  
Operating Unit : N/A  
Organization Code (UACS) : 080190000000

Name of Creditors	Obligation Request and Status			AGING OF UNPAID OBLIGATION							
	Number	Date	Amount	Amount	90 days & below	91 to 180 days	181 to 270 days	271 to 365/366 days	More than 1 year but less than 2 years	More than 2 years	Remarks
1	2	3	4	5=(6+7+8+9+10+11)	6	7	8	9	10	11	12
CYNTHIA C. DAWEY	01-01101101-2018-12-03381	2018-12-28	1,000.00	1,000.00	0.00	0.00	0.00	0.00	0.00	1,000.00	
ANDAM, ART MENDEL G.	02-01101101-2017-12-02736	2017-12-29	1,240.00	1,240.00	0.00	0.00	0.00	0.00	0.00	1,240.00	
LAMBAYONG, NICKOLSON I.	02-01101101-2017-12-02736	2017-12-29	10,000.00	10,000.00	0.00	0.00	0.00	0.00	0.00	10,000.00	
BRENT B. MARTINEZ	02-01101101-2018-10-02400	2018-10-18	9,380.00	9,380.00	0.00	0.00	0.00	0.00	0.00	9,380.00	
EMELIA'S KITCHENETTE	02-01101101-2019-12-02340	2019-12-27	8,250.00	8,250.00	0.00	0.00	0.00	0.00	0.00	8,250.00	
GOVERNMENT SERVICE INSURANCE SYSTEM	01-01101101-2018-09-02137	2018-09-26	3,986.82	3,986.82	0.00	0.00	0.00	0.00	0.00	3,986.82	
AGWAY, ANNIE G.	02-01101101-2017-12-02736	2017-12-29	6,730.00	6,730.00	0.00	0.00	0.00	0.00	0.00	6,730.00	
GAWIYON, ABSALUM D.	02-01101101-2017-12-02736	2017-12-29	10,000.00	10,000.00	0.00	0.00	0.00	0.00	0.00	10,000.00	
LAND TRANSPORTATION OFFICE	02-01101101-2018-08-01857	2018-08-24	2,429.06	2,429.06	0.00	0.00	0.00	0.00	0.00	2,429.06	
GOLDEN BERRIES HOTEL & CONVENTION CENTER	02-01101101-2019-12-02056	2019-12-06	27,560.00	27,560.00	0.00	0.00	0.00	0.00	0.00	27,560.00	
CESARIA D. MENDOZA	01-01101101-2018-10-02312	2018-10-11	172.62	172.62	0.00	0.00	0.00	0.00	0.00	172.62	
ALALAG, JINGLE B.	02-01101101-2017-12-02736	2017-12-29	10,000.00	10,000.00	0.00	0.00	0.00	0.00	0.00	10,000.00	
KALINGA PROVINCIAL TREASURY OFFICE	06-01101101-2017-12-02731	2017-12-28	16,510.28	16,510.28	0.00	0.00	0.00	0.00	0.00	16,510.28	
VICENTE, ROSANA P.	02-01101101-2017-12-02736	2017-12-29	4,860.00	4,860.00	0.00	0.00	0.00	0.00	0.00	4,860.00	
VIDA V. GUNNAWA	02-01101101-2018-12-03289	2018-12-19	480.00	480.00	0.00	0.00	0.00	0.00	0.00	480.00	
ALCEL CONSTRUCTION	06-01101101-2018-05-01047	2018-05-25	1,344,030.12	1,344,030.12	0.00	0.00	0.00	0.00	0.00	1,344,030.12	
BAKIDAN, VLADIMIR L.	02-01101101-2017-12-02734	2017-12-29	14,000.00	14,000.00	0.00	0.00	0.00	0.00	0.00	14,000.00	
BISCARRA, GLORY L.	02-01101101-2017-12-02736	2017-12-29	6,430.00	6,430.00	0.00	0.00	0.00	0.00	0.00	6,430.00	
SALAGUBAN, JERICK R.	02-01101101-2017-12-02736	2017-12-29	4,995.00	4,995.00	0.00	0.00	0.00	0.00	0.00	4,995.00	
JOVELYN P. SUMA-AL	02-01101101-2018-12-03289	2018-12-19	480.00	480.00	0.00	0.00	0.00	0.00	0.00	480.00	
UPLAND CONSTRUCTION & ENGINEERING SERVICES	06-01101101-2017-03-00289	2017-03-07	485,133.54	485,133.54	0.00	0.00	0.00	0.00	0.00	485,133.54	
ALINGOD, KENT JESRYL P.	02-01101101-2017-12-02735	2017-12-29	60,000.00	60,000.00	0.00	0.00	0.00	0.00	0.00	60,000.00	
APALING, NIALYN T.	02-01101101-2017-12-02736	2017-12-29	4,525.00	4,525.00	0.00	0.00	0.00	0.00	0.00	4,525.00	
MALAWIS, JERF MAE A.	02-01101101-2017-12-02736	2017-12-29	4,830.00	4,830.00	0.00	0.00	0.00	0.00	0.00	4,830.00	
RIZALDIE E. GRINDULO	02-01101101-2018-12-03240	2018-12-14	3,320.00	3,320.00	0.00	0.00	0.00	0.00	0.00	3,320.00	
EMELIA'S KITCHENETTE	02-01101101-2019-12-02369	2019-12-27	27,300.00	27,300.00	0.00	0.00	0.00	0.00	0.00	27,300.00	
EDGAR M. NAGANAG	01-01101101-2018-12-03272	2018-12-18	31,485.56	31,485.56	0.00	0.00	0.00	0.00	0.00	31,485.56	
AMADING, ROSE G.	02-01101101-2017-12-02736	2017-12-29	6,230.00	6,230.00	0.00	0.00	0.00	0.00	0.00	6,230.00	

**AGING OF UNPAID OBLIGATION**  
As at December 31, 2021

Department : State Universities and Colleges (SUCs)  
Agency : Kalinga State University  
Operating Unit : N/A  
Organization Code (UACS) : 080190000000

Name of Creditors	Obligation Request and Status			AGING OF UNPAID OBLIGATION							
	Number	Date	Amount	Amount	90 days & below	91 to 180 days	181 to 270 days	271 to 365/366 days	More than 1 year but less than 2 years	More than 2 years	Remarks
1	2	3	4	5=(6+7+8+9+10+11)	6	7	8	9	10	11	12
GOSE, DENNIS B.	02-01101101-2017-12-02736	2017-12-29	5,895.00	5,895.00	0.00	0.00	0.00	0.00	0.00	5,895.00	
EMILIA'S KITCHENETTE	02-01101101-2018-09-02132	2018-09-26	12,600.00	12,600.00	0.00	0.00	0.00	0.00	0.00	12,600.00	
TABUK GENERAL MERCHANDISE	02-01101101-2019-12-02281	2019-12-23	9,525.00	9,525.00	0.00	0.00	0.00	0.00	0.00	9,525.00	
CEFERINO CALSIYAO	01-01101101-2018-06-01178	2018-06-08	1,800.00	1,800.00	0.00	0.00	0.00	0.00	0.00	1,800.00	
ORQUE, ERMAY P.	02-01101101-2017-12-02735	2017-12-29	60,000.00	60,000.00	0.00	0.00	0.00	0.00	0.00	60,000.00	
MJM PRINTING PRESS & GEN. MDSE	02-01101101-2020-06-00735	2020-06-29	1,900.00	1,900.00	0.00	0.00	0.00	0.00	1,900.00	0.00	
BULAHAO, LUCIA	02-01101101-2020-12-01839	2020-12-29	3,000.00	3,000.00	0.00	0.00	0.00	0.00	3,000.00	0.00	
TAMPOY, JOHN HENRY	02-01101101-2020-12-01839	2020-12-29	3,000.00	3,000.00	0.00	0.00	0.00	0.00	3,000.00	0.00	
PRINCE VALIANT INTERNATIONAL CORPORATION	06-01101101-2020-12-01635	2020-12-16	864,000.00	864,000.00	0.00	0.00	0.00	0.00	864,000.00	0.00	
BENCAN, FREDERICK D.	02-01101101-2020-12-01839	2020-12-29	3,000.00	3,000.00	0.00	0.00	0.00	0.00	3,000.00	0.00	
RALUTIN, JONALYN	02-01101101-2020-12-01839	2020-12-29	3,000.00	3,000.00	0.00	0.00	0.00	0.00	3,000.00	0.00	
YUNAKIM CONSTRUCTION	06-01101101-2020-12-01852	2020-12-29	419,885.13	419,885.13	0.00	0.00	0.00	0.00	419,885.13	0.00	
ARQUERO, ARIEL B.	02-01101101-2020-12-01839	2020-12-29	3,000.00	3,000.00	0.00	0.00	0.00	0.00	3,000.00	0.00	
MALNAWAN, REGINALD C.	02-01101101-2020-12-01839	2020-12-29	3,000.00	3,000.00	0.00	0.00	0.00	0.00	3,000.00	0.00	
BONGDOEN HARDWARE	02-01101101-2020-12-01882	2020-12-29	2,169.00	2,169.00	0.00	0.00	0.00	0.00	2,169.00	0.00	
BIDES MARKETING	02-01101101-2020-12-01808	2020-12-23	24,000.00	24,000.00	0.00	0.00	0.00	0.00	24,000.00	0.00	
GRAGASIN, MIKE	02-01101101-2020-12-01839	2020-12-29	3,000.00	3,000.00	0.00	0.00	0.00	0.00	3,000.00	0.00	
KALINGA PRINTING PRESS & GEN MDSE	02-01101101-2020-12-01867	2020-12-29	49,820.00	49,820.00	0.00	0.00	0.00	0.00	49,820.00	0.00	
EMELIA'S KITCHENETTE	02-01101101-2020-11-01470	2020-11-27	17,175.00	17,175.00	0.00	0.00	0.00	0.00	17,175.00	0.00	
DUGAYON, JEFFERSON	02-01101101-2020-12-01839	2020-12-29	3,000.00	3,000.00	0.00	0.00	0.00	0.00	3,000.00	0.00	
WONDERSAW ENTERPRISES	02-01101101-2020-12-01860	2020-12-29	7,250.00	7,250.00	0.00	0.00	0.00	0.00	7,250.00	0.00	
KALINGA PRINTING PRESS & GEN MDSE	02-01101101-2020-08-00970	2020-08-13	700.00	700.00	0.00	0.00	0.00	0.00	700.00	0.00	
DALOWOG, JERALD D.	02-01101101-2020-12-01839	2020-12-29	3,000.00	3,000.00	0.00	0.00	0.00	0.00	3,000.00	0.00	
KALINGA PRINTING PRESS & GEN MDSE	02-01101101-2020-12-01842	2020-12-29	2,880.00	2,880.00	0.00	0.00	0.00	0.00	2,880.00	0.00	
ELITE NORTH AUTOCARS, INC.	02-01101101-2020-09-01097	2020-09-18	23,711.00	23,711.00	0.00	0.00	0.00	0.00	23,711.00	0.00	
CACATIAN, ELLEN GRACE C.	02-01101101-2020-12-01839	2020-12-29	3,000.00	3,000.00	0.00	0.00	0.00	0.00	3,000.00	0.00	
TUMAMMAN, JEOMARE M.	02-01101101-2020-12-01839	2020-12-29	3,000.00	3,000.00	0.00	0.00	0.00	0.00	3,000.00	0.00	



**AGING OF UNPAID OBLIGATION**  
As at December 31, 2021

Department : State Universities and Colleges (SUCs)  
Agency : Kalinga State University  
Operating Unit : N/A  
Organization Code (UACS) : 080190000000

Name of Creditors	Obligation Request and Status			AGING OF UNPAID OBLIGATION							Remarks
	Number	Date	Amount	Amount	90 days & below	91 to 180 days	181 to 270 days	271 to 365/366 days	More than 1 year but less than 2 years	More than 2 years	
1	2	3	4	5=(6+7+8+9+10+11)	6	7	8	9	10	11	12
AVLS ALL VISUAL & LIGHTS SYSTEMS CORPORATION	06-01101101-2020-10-01173	2020-10-01	3,080,000.00	3,080,000.00	0.00	0.00	0.00	0.00	3,080,000.00	0.00	
BUCALEN, MARVILYN G.	02-01101101-2020-12-01839	2020-12-29	3,000.00	3,000.00	0.00	0.00	0.00	0.00	3,000.00	0.00	
SUMA-AL, JOVELYN P.	02-01101101-2020-12-01839	2020-12-29	3,000.00	3,000.00	0.00	0.00	0.00	0.00	3,000.00	0.00	
ASPEN MULTI-SYSTEM CORPORATION	06-01101101-2020-10-01172	2020-10-01	71,099.01	71,099.01	0.00	0.00	0.00	0.00	71,099.01	0.00	
BRIAN P. BUSLIG	01-01101101-2020-12-01714	2020-12-22	5,147.52	5,147.52	0.00	0.00	0.00	0.00	5,147.52	0.00	
DULLIYAO, JEANELLE C.	02-01101101-2017-12-02736	2017-12-29	6,630.00	6,630.00	0.00	0.00	0.00	0.00	0.00	6,630.00	
WANASON, ROMNICK P.	02-01101101-2017-12-02736	2017-12-29	6,630.00	6,630.00	0.00	0.00	0.00	0.00	0.00	6,630.00	
BEVERLY MAY V. OCAB	02-01101101-2018-12-03341	2018-12-27	480.00	480.00	0.00	0.00	0.00	0.00	0.00	480.00	
ALLAN JAY CUBIT	06-01101101-2018-12-03300	2018-12-19	360.00	360.00	0.00	0.00	0.00	0.00	0.00	360.00	
DULAN, JEDDY JOSE B.	02-01101101-2017-12-02735	2017-12-29	14,000.00	14,000.00	0.00	0.00	0.00	0.00	0.00	14,000.00	
CABUDOL, KRISTINE CLAIRE C.	02-01101101-2017-12-02736	2017-12-29	5,860.00	5,860.00	0.00	0.00	0.00	0.00	0.00	5,860.00	
SIMANGON, KIMBERLY KEITH G.	02-01101101-2017-12-02736	2017-12-29	6,230.00	6,230.00	0.00	0.00	0.00	0.00	0.00	6,230.00	
LYNLYN M. BAWAGAN	02-01101101-2018-12-03289	2018-12-19	480.00	480.00	0.00	0.00	0.00	0.00	0.00	480.00	
HILLSTONE BUILDERS	06-01101101-2017-11-02046	2017-11-02	1,991,510.24	1,991,510.24	0.00	0.00	0.00	0.00	0.00	1,991,510.24	
GOVERNMENT SERVICE INSURANCE SYSTEM	01-01104102-2018-12-03385	2018-12-28	2,028.86	2,028.86	0.00	0.00	0.00	0.00	0.00	2,028.86	
BALWEG, BRILET D.	02-01101101-2017-12-02736	2017-12-29	7,205.00	7,205.00	0.00	0.00	0.00	0.00	0.00	7,205.00	
LUPA, BABYLYN L.	02-01101101-2017-12-02736	2017-12-29	6,530.00	6,530.00	0.00	0.00	0.00	0.00	0.00	6,530.00	
LONEZA G. CARBONEL	02-01101101-2018-11-02918	2018-11-28	6,660.00	6,660.00	0.00	0.00	0.00	0.00	0.00	6,660.00	
GOLDEN BERRIES HOTEL & CONVENTION CENTER	02-01101101-2019-12-02360	2019-12-27	10,800.00	10,800.00	0.00	0.00	0.00	0.00	0.00	10,800.00	
JONA APRIL ACOSTA	01-01101101-2018-12-03382	2018-12-28	1,000.00	1,000.00	0.00	0.00	0.00	0.00	0.00	1,000.00	
ANGGACO, KEA VALERIE A.	02-01101101-2017-12-02736	2017-12-29	6,060.00	6,060.00	0.00	0.00	0.00	0.00	0.00	6,060.00	
LASTIMOSA, CHERALYN L.	02-01101101-2017-12-02736	2017-12-29	6,230.00	6,230.00	0.00	0.00	0.00	0.00	0.00	6,230.00	
ERNESTO G. GUIABAO	02-01101101-2018-10-02498	2018-10-29	1,200.00	1,200.00	0.00	0.00	0.00	0.00	0.00	1,200.00	
EMELIA'S KITCHENETTE	02-01101101-2019-12-02342	2019-12-27	14,240.00	14,240.00	0.00	0.00	0.00	0.00	0.00	14,240.00	
KRYSTAL GAIL B. DACIO	01-01101101-2018-12-03383	2018-12-28	1,000.00	1,000.00	0.00	0.00	0.00	0.00	0.00	1,000.00	
BALAGSO, KIMBERLY CANDICE D.	02-01101101-2017-12-02736	2017-12-29	7,530.00	7,530.00	0.00	0.00	0.00	0.00	0.00	7,530.00	
ELIG, RALEIGH P.	02-01101101-2017-12-02736	2017-12-29	5,805.00	5,805.00	0.00	0.00	0.00	0.00	0.00	5,805.00	
EMILIA'S KITCHENETTE	02-01101101-2018-05-01051	2018-05-25	5,600.00	5,600.00	0.00	0.00	0.00	0.00	0.00	5,600.00	

**AGING OF UNPAID OBLIGATION**  
As at December 31, 2021

Department : State Universities and Colleges (SUCs)  
Agency : Kalinga State University  
Operating Unit : N/A  
Organization Code (UACS) : 080190000000

Name of Creditors	Obligation Request and Status			AGING OF UNPAID OBLIGATION							Remarks
	Number	Date	Amount	Amount	90 days & below	91 to 180 days	181 to 270 days	271 to 365/366 days	More than 1 year but less than 2 years	More than 2 years	
1	2	3	4	5=(6+7+8+9+10+11)	6	7	8	9	10	11	12
KINGSQUARE DAVIDSON HOTEL & RESTAURANT INC.	02-01101101-2019-02-00243	2019-02-28	12,750.00	12,750.00	0.00	0.00	0.00	0.00	0.00	12,750.00	
EPLDT	06-01101101-2019-10-01644	2019-10-16	4,859,999.00	4,859,999.00	0.00	0.00	0.00	0.00	0.00	4,859,999.00	
CARILLO, ALEXANDER G.	02-01101101-2017-12-02735	2017-12-29	10,000.00	10,000.00	0.00	0.00	0.00	0.00	0.00	10,000.00	
CARONAN, VINA C.	02-01101101-2017-12-02736	2017-12-29	4,830.00	4,830.00	0.00	0.00	0.00	0.00	0.00	4,830.00	
SUMOLBANG, ROMNICK M.	02-01101101-2017-12-02736	2017-12-29	6,630.00	6,630.00	0.00	0.00	0.00	0.00	0.00	6,630.00	
RAQUEL J. DULLIYAO	02-01101101-2018-12-03289	2018-12-19	480.00	480.00	0.00	0.00	0.00	0.00	0.00	480.00	
BRUNO C. BANGAO CONSTRUCTION	06-01101101-2017-12-02633	2017-12-28	1,475,408.85	1,475,408.85	0.00	0.00	0.00	0.00	0.00	1,475,408.85	
FREDERICK BRAGANZA	02-01101101-2017-12-02661	2017-12-29	50,000.00	50,000.00	0.00	0.00	0.00	0.00	0.00	50,000.00	
BAGTANG, BRAIN HOLT T.	02-01101101-2017-12-02736	2017-12-29	6,530.00	6,530.00	0.00	0.00	0.00	0.00	0.00	6,530.00	
PANGULO, BRENT C.	02-01101101-2017-12-02736	2017-12-29	5,830.00	5,830.00	0.00	0.00	0.00	0.00	0.00	5,830.00	
EVE-JOY C. SULCA	02-01101101-2018-12-03289	2018-12-19	480.00	480.00	0.00	0.00	0.00	0.00	0.00	480.00	
CORDILLERA CONSORTIUM FOR AGRICULTURE, AQUATIC AND RESEARCH AND DEVELOPMENT (CORCAARD)	02-01101101-2019-12-02391	2019-12-27	50,000.00	50,000.00	0.00	0.00	0.00	0.00	0.00	50,000.00	
ROSARIO, RIZA B.	02-01101101-2017-12-02734	2017-12-29	14,000.00	14,000.00	0.00	0.00	0.00	0.00	0.00	14,000.00	
BALAYBAY, JANISA B.	02-01101101-2017-12-02736	2017-12-29	7,180.00	7,180.00	0.00	0.00	0.00	0.00	0.00	7,180.00	
LISALIS, EVERLYN B.	02-01101101-2017-12-02736	2017-12-29	7,530.00	7,530.00	0.00	0.00	0.00	0.00	0.00	7,530.00	
EMILIA'S KITCHENETTE	02-01101101-2018-11-02585	2018-11-07	62,520.00	62,520.00	0.00	0.00	0.00	0.00	0.00	62,520.00	
EMELIA'S KITCHENETTE	02-01101101-2019-12-02353	2019-12-27	17,600.00	17,600.00	0.00	0.00	0.00	0.00	0.00	17,600.00	
EFRAIM B. ORODIO	01-01101101-2018-08-01606	2018-08-06	2,500.00	2,500.00	0.00	0.00	0.00	0.00	0.00	2,500.00	
AGNAYA, LESLIE LOVE JOY D.	02-01101101-2017-12-02736	2017-12-29	6,360.00	6,360.00	0.00	0.00	0.00	0.00	0.00	6,360.00	
ATIPSE MARKETING	02-01101101-2020-10-01201	2020-10-07	67,500.00	67,500.00	0.00	0.00	0.00	0.00	67,500.00	0.00	
CALDINGON, CECILIA	02-01101101-2020-12-01839	2020-12-29	3,000.00	3,000.00	0.00	0.00	0.00	0.00	3,000.00	0.00	
VIDAL, MHEBELLYN	02-01101101-2020-12-01839	2020-12-29	3,000.00	3,000.00	0.00	0.00	0.00	0.00	3,000.00	0.00	
KALINGA PRINTING PRESS & GEN MDSE	02-01101101-2020-06-00755	2020-06-30	3,035.00	3,035.00	0.00	0.00	0.00	0.00	3,035.00	0.00	
BULAYANG, ROMY	02-01101101-2020-12-01839	2020-12-29	3,000.00	3,000.00	0.00	0.00	0.00	0.00	3,000.00	0.00	
TASI, DANICA MAE B.	02-01101101-2020-12-01839	2020-12-29	3,000.00	3,000.00	0.00	0.00	0.00	0.00	3,000.00	0.00	

**AGING OF UNPAID OBLIGATION**  
As at December 31, 2021

Department : State Universities and Colleges (SUCs)  
Agency : Kalinga State University  
Operating Unit : N/A  
Organization Code (UACS) : 080190000000

Name of Creditors	Obligation Request and Status			AGING OF UNPAID OBLIGATION							
	Number	Date	Amount	Amount	90 days & below	91 to 180 days	181 to 270 days	271 to 365/366 days	More than 1 year but less than 2 years	More than 2 years	Remarks
1	2	3	4	5=(6+7+8+9+10+11)	6	7	8	9	10	11	12
ELECTRO-SYSTEMS INDUSTRIES CORPORATION	06-01101101-2020-12-01650	2020-12-18	5,120,759.90	5,120,759.90	0.00	0.00	0.00	0.00	5,120,759.90	0.00	
BANASAN, JEFFREY S.	02-01101101-2020-12-01839	2020-12-29	3,000.00	3,000.00	0.00	0.00	0.00	0.00	3,000.00	0.00	
PASCUAL, JOVENDALE B.	02-01101101-2020-12-01839	2020-12-29	3,000.00	3,000.00	0.00	0.00	0.00	0.00	3,000.00	0.00	
VICENTE MOLINA	02-01101101-2020-12-01890	2020-12-29	2,000.00	2,000.00	0.00	0.00	0.00	0.00	2,000.00	0.00	
WONDERSAW ENTERPRISES	02-01101101-2020-12-01837	2020-12-28	7,500.00	7,500.00	0.00	0.00	0.00	0.00	7,500.00	0.00	
LAWAGAN, JOANNALYN L.	02-01101101-2020-12-01839	2020-12-29	3,000.00	3,000.00	0.00	0.00	0.00	0.00	3,000.00	0.00	
JEREMIAH A. ANGALAO	02-01101101-2020-12-01883	2020-12-29	3,000.00	3,000.00	0.00	0.00	0.00	0.00	3,000.00	0.00	
BONGDOEN HARDWARE	02-01101101-2020-12-01814	2020-12-23	12,302.00	12,302.00	0.00	0.00	0.00	0.00	12,302.00	0.00	
GUBATANGA, ROGELIO JR.	02-01101101-2020-12-01839	2020-12-29	3,000.00	3,000.00	0.00	0.00	0.00	0.00	3,000.00	0.00	
KALINGA PRINTING PRESS & GEN MDSE	02-01101101-2020-12-01868	2020-12-29	18,650.00	18,650.00	0.00	0.00	0.00	0.00	18,650.00	0.00	
KALINGA PRINTING PRESS & GEN MDSE	02-01101101-2020-12-01593	2020-12-11	3,200.00	3,200.00	0.00	0.00	0.00	0.00	3,200.00	0.00	
DUGAYON, ALFREDO A.	02-01101101-2020-12-01839	2020-12-29	3,000.00	3,000.00	0.00	0.00	0.00	0.00	3,000.00	0.00	
WONDERSAW ENTERPRISES	02-01101101-2020-12-01861	2020-12-29	17,000.00	17,000.00	0.00	0.00	0.00	0.00	17,000.00	0.00	
KALINGA PRINTING PRESS & GEN MDSE	02-01101101-2020-12-01596	2020-12-11	2,570.00	2,570.00	0.00	0.00	0.00	0.00	2,570.00	0.00	
DANA O, MARINA A.	02-01101101-2020-12-01839	2020-12-29	3,000.00	3,000.00	0.00	0.00	0.00	0.00	3,000.00	0.00	
JM IBAÑEZ ENTERPRISES	02-01101101-2020-12-01843	2020-12-29	4,868.00	4,868.00	0.00	0.00	0.00	0.00	4,868.00	0.00	
GOLDEN BERRIES HOTEL & CONVENTION CENTER	02-01101101-2020-09-01100	2020-09-18	31,000.00	31,000.00	0.00	0.00	0.00	0.00	31,000.00	0.00	
CADAMUS, VIRGINIA	02-01101101-2020-12-01839	2020-12-29	3,000.00	3,000.00	0.00	0.00	0.00	0.00	3,000.00	0.00	
UDAY, ERIC S.	02-01101101-2020-12-01839	2020-12-29	3,000.00	3,000.00	0.00	0.00	0.00	0.00	3,000.00	0.00	
PHILIPPINE HEALTH INSURANCE CORPORATION	01-01101101-2020-12-01485	2020-12-02	1,469.68	1,469.68	0.00	0.00	0.00	0.00	1,469.68	0.00	
GALLAMOY, PRENCES JOY M.	02-01101101-2017-12-02736	2017-12-29	6,430.00	6,430.00	0.00	0.00	0.00	0.00	0.00	6,430.00	
MARLITA E. QUESADA	02-01101101-2018-08-01611	2018-08-06	800.00	800.00	0.00	0.00	0.00	0.00	0.00	800.00	
GNF GENERAL MERCHANDISE	02-01101101-2019-10-01628	2019-10-14	778,872.66	778,872.66	0.00	0.00	0.00	0.00	0.00	778,872.66	
GACOSCOS CONSTRUCTION	06-01101101-2019-12-02416	2019-12-27	787,858.44	787,858.44	0.00	0.00	0.00	0.00	0.00	787,858.44	
FAYCHAN, ADELBERT T.	02-01101101-2017-12-02735	2017-12-29	26,500.00	26,500.00	0.00	0.00	0.00	0.00	0.00	26,500.00	
DALOWOG, ALPHA MIA D.	02-01101101-2017-12-02736	2017-12-29	4,830.00	4,830.00	0.00	0.00	0.00	0.00	0.00	4,830.00	

**AGING OF UNPAID OBLIGATION**  
As at December 31, 2021

Department : State Universities and Colleges (SUCs)  
Agency : Kalinga State University  
Operating Unit : N/A  
Organization Code (UACS) : 080190000000

Name of Creditors	Obligation Request and Status			AGING OF UNPAID OBLIGATION							
	Number	Date	Amount	Amount	90 days & below	91 to 180 days	181 to 270 days	271 to 365/366 days	More than 1 year but less than 2 years	More than 2 years	Remarks
1	2	3	4	5=(6+7+8+9+10+11)	6	7	8	9	10	11	12
TEPPANG, JULIE G.	02-01101101-2017-12-02736	2017-12-29	4,830.00	4,830.00	0.00	0.00	0.00	0.00	0.00	4,830.00	
SUDEMAI PAULINE D. BUEN	02-01101101-2018-12-03289	2018-12-19	480.00	480.00	0.00	0.00	0.00	0.00	0.00	480.00	
MALABONG CONSTRUCTION SUPPLY	06-01101101-2017-12-02692	2017-12-29	1,308,452.42	1,308,452.42	0.00	0.00	0.00	0.00	0.00	1,308,452.42	
LONEZA CARBONEL	02-01101101-2017-11-02054	2017-11-03	1,920.00	1,920.00	0.00	0.00	0.00	0.00	0.00	1,920.00	
AWINGAN, CHERRY BELLE B.	02-01101101-2017-12-02736	2017-12-29	5,835.00	5,835.00	0.00	0.00	0.00	0.00	0.00	5,835.00	
PALANGDAO, ARLYN L.	02-01101101-2017-12-02736	2017-12-29	6,095.00	6,095.00	0.00	0.00	0.00	0.00	0.00	6,095.00	
CHRISTOPHER A. AGUSTIN	02-01101101-2018-12-03289	2018-12-19	480.00	480.00	0.00	0.00	0.00	0.00	0.00	480.00	
EMELIA'S KITCHENETTE	02-01101101-2019-12-02375	2019-12-27	27,000.00	27,000.00	0.00	0.00	0.00	0.00	0.00	27,000.00	
WA-ACON, CHAD A.	02-01101101-2017-12-02734	2017-12-29	14,000.00	14,000.00	0.00	0.00	0.00	0.00	0.00	14,000.00	
ANGNGAD, JUDY ANN L.	02-01101101-2017-12-02736	2017-12-29	6,060.00	6,060.00	0.00	0.00	0.00	0.00	0.00	6,060.00	
MACAIBA, CHRISHEL A.	02-01101101-2017-12-02736	2017-12-29	5,035.00	5,035.00	0.00	0.00	0.00	0.00	0.00	5,035.00	
ABIGAIL B. QUIMOSING	02-01101101-2018-12-02927	2018-12-03	1,220.00	1,220.00	0.00	0.00	0.00	0.00	0.00	1,220.00	
EMELIA'S KITCHENETTE	02-01101101-2019-12-02361	2019-12-27	268,000.00	268,000.00	0.00	0.00	0.00	0.00	0.00	268,000.00	
WAGSINGAN, BABYLYN A.	02-01101101-2017-12-02734	2017-12-29	14,000.00	14,000.00	0.00	0.00	0.00	0.00	0.00	14,000.00	
ANTONIO, NICK MAR M.	02-01101101-2017-12-02736	2017-12-29	4,860.00	4,860.00	0.00	0.00	0.00	0.00	0.00	4,860.00	
GAYUDAN, JEREMY D.	02-01101101-2017-12-02736	2017-12-29	4,010.00	4,010.00	0.00	0.00	0.00	0.00	0.00	4,010.00	
GOVERNMENT SERVICE INSURANCE SYSTEM	02-01101101-2018-08-01858	2018-08-24	2,159.70	2,159.70	0.00	0.00	0.00	0.00	0.00	2,159.70	
WILD RIVER AGGREGATES/TERESITA A. GAYYAD	02-01101101-2019-12-02169	2019-12-13	18,000.00	18,000.00	0.00	0.00	0.00	0.00	0.00	18,000.00	
GOVERNMENT SERVICE INSURANCE SYSTEM	01-01101101-2018-04-00813	2018-04-30	951.40	951.40	0.00	0.00	0.00	0.00	0.00	951.40	
JALLORINA, MAE ANN GRACE C.	02-01101101-2017-12-02735	2017-12-29	15,975.00	15,975.00	0.00	0.00	0.00	0.00	0.00	15,975.00	
DOMINGO, JOHN DENVER B.	02-01101101-2017-12-02736	2017-12-29	6,630.00	6,630.00	0.00	0.00	0.00	0.00	0.00	6,630.00	
WA-ACON, CHAD A.	02-01101101-2017-12-02736	2017-12-29	10,000.00	10,000.00	0.00	0.00	0.00	0.00	0.00	10,000.00	
WILFREDO A. EQUILA, JR.	02-01101101-2018-12-03289	2018-12-19	480.00	480.00	0.00	0.00	0.00	0.00	0.00	480.00	
GACOSCOS CONSTRUCTION	06-01101101-2018-05-01047	2018-05-25	21,434,144.06	21,434,144.06	0.00	0.00	0.00	0.00	0.00	21,434,144.06	
BAS-IL, JONALYN A.	02-01101101-2017-12-02734	2017-12-29	7,000.00	7,000.00	0.00	0.00	0.00	0.00	0.00	7,000.00	
BONGAT, JOBERICK G.	02-01101101-2017-12-02736	2017-12-29	6,560.00	6,560.00	0.00	0.00	0.00	0.00	0.00	6,560.00	
SANGDAAN, JOVY C.	02-01101101-2017-12-02736	2017-12-29	6,230.00	6,230.00	0.00	0.00	0.00	0.00	0.00	6,230.00	

**AGING OF UNPAID OBLIGATION**  
As at December 31, 2021

Department : State Universities and Colleges (SUCs)  
Agency : Kalinga State University  
Operating Unit : N/A  
Organization Code (UACS) : 080190000000

Name of Creditors	Obligation Request and Status			AGING OF UNPAID OBLIGATION							
	Number	Date	Amount	Amount	90 days & below	91 to 180 days	181 to 270 days	271 to 365/366 days	More than 1 year but less than 2 years	More than 2 years	Remarks
1	2	3	4	5=(6+7+8+9+10+11)	6	7	8	9	10	11	12
LAARNI B. VELASCO	02-01101101-2018-12-03289	2018-12-19	480.00	480.00	0.00	0.00	0.00	0.00	0.00	480.00	
KALINGA PROVINCIAL TREASURY OFFICE	06-01101101-2017-10-02042	2017-10-26	175.31	175.31	0.00	0.00	0.00	0.00	0.00	175.31	
ANGGABOY, JUDYMAR G.	02-01101101-2017-12-02735	2017-12-29	60,000.00	60,000.00	0.00	0.00	0.00	0.00	0.00	60,000.00	
APAYAO, CAROLINA B.	02-01101101-2017-12-02736	2017-12-29	7,530.00	7,530.00	0.00	0.00	0.00	0.00	0.00	7,530.00	
MANZANILLO, KENNETH S.	02-01101101-2017-12-02736	2017-12-29	4,340.00	4,340.00	0.00	0.00	0.00	0.00	0.00	4,340.00	
MAZAN SECURITY AND INVESTIGATION AGENCY	02-01101101-2018-12-03269	2018-12-18	155,628.20	155,628.20	0.00	0.00	0.00	0.00	0.00	155,628.20	
EMELIA'S KITCHENETTE	02-01101101-2019-12-02370	2019-12-27	19,950.00	19,950.00	0.00	0.00	0.00	0.00	0.00	19,950.00	
JOHNSTON M. AYANG-ANG	01-01101101-2018-12-03272	2018-12-18	10,704.03	10,704.03	0.00	0.00	0.00	0.00	0.00	10,704.03	
AMMADANG, CHARLOTTE C.	02-01101101-2017-12-02736	2017-12-29	3,435.00	3,435.00	0.00	0.00	0.00	0.00	0.00	3,435.00	
NEWLOOK STORE	02-01101101-2020-10-01281	2020-10-21	1,342.00	1,342.00	0.00	0.00	0.00	0.00	1,342.00	0.00	
DATUL, FREDA	02-01101101-2020-12-01839	2020-12-29	3,000.00	3,000.00	0.00	0.00	0.00	0.00	3,000.00	0.00	
NORTH-PH ADVERTISING	02-01101101-2020-12-01851	2020-12-29	30,260.00	30,260.00	0.00	0.00	0.00	0.00	30,260.00	0.00	
LATAWAN DRUGSTORE & GENERAL MERCHANDISE	02-01101101-2020-10-01258	2020-10-20	3,255.15	3,255.15	0.00	0.00	0.00	0.00	3,255.15	0.00	
CALUNGGAY, CALPITO	02-01101101-2020-12-01839	2020-12-29	3,000.00	3,000.00	0.00	0.00	0.00	0.00	3,000.00	0.00	
WACDAGAN, BRYAN D.	02-01101101-2020-12-01839	2020-12-29	3,000.00	3,000.00	0.00	0.00	0.00	0.00	3,000.00	0.00	
MANINDRA AUTO CORP.	02-01101101-2020-02-00206	2020-02-18	7,595.10	7,595.10	0.00	0.00	0.00	0.00	7,595.10	0.00	
BEWOG, ROMEL	02-01101101-2020-12-01839	2020-12-29	3,000.00	3,000.00	0.00	0.00	0.00	0.00	3,000.00	0.00	
RIMANDO, TASHCEL A.	02-01101101-2020-12-01839	2020-12-29	3,000.00	3,000.00	0.00	0.00	0.00	0.00	3,000.00	0.00	
BRYAN WACDAGAN	06-01101101-2020-12-01847	2020-12-29	20,959.58	20,959.58	0.00	0.00	0.00	0.00	20,959.58	0.00	
AWAS, WARLON	02-01101101-2020-12-01839	2020-12-29	3,000.00	3,000.00	0.00	0.00	0.00	0.00	3,000.00	0.00	
MAMANAO, ROGELIO	02-01101101-2020-12-01839	2020-12-29	3,000.00	3,000.00	0.00	0.00	0.00	0.00	3,000.00	0.00	
CARLO T. NAGAY	02-01101101-2020-12-01891	2020-12-29	2,000.00	2,000.00	0.00	0.00	0.00	0.00	2,000.00	0.00	
ADEB'S CONSTRUCTION	02-01101101-2020-12-01838	2020-12-29	305,985.04	305,985.04	0.00	0.00	0.00	0.00	305,985.04	0.00	
LOÑEZ, RHONEL V.	02-01101101-2020-12-01839	2020-12-29	3,000.00	3,000.00	0.00	0.00	0.00	0.00	3,000.00	0.00	
KIMMONGO GENERAL MERCHANDISE	02-01101101-2020-12-01876	2020-12-29	40,000.00	40,000.00	0.00	0.00	0.00	0.00	40,000.00	0.00	
SHAMIR DA LIM'S HARDWARE	02-01101101-2020-12-01817	2020-12-23	25,430.00	25,430.00	0.00	0.00	0.00	0.00	25,430.00	0.00	
GUIABAO, RUDY	02-01101101-2020-12-01839	2020-12-29	3,000.00	3,000.00	0.00	0.00	0.00	0.00	3,000.00	0.00	
ATIPSE MARKETING	02-01101101-2020-12-01869	2020-12-29	22,500.00	22,500.00	0.00	0.00	0.00	0.00	22,500.00	0.00	

**AGING OF UNPAID OBLIGATION**  
As at December 31, 2021

Department : State Universities and Colleges (SUCs)  
Agency : Kalinga State University  
Operating Unit : N/A  
Organization Code (UACS) : 080190000000

Name of Creditors	Obligation Request and Status			AGING OF UNPAID OBLIGATION							
	Number	Date	Amount	Amount	90 days & below	91 to 180 days	181 to 270 days	271 to 365/366 days	More than 1 year but less than 2 years	More than 2 years	Remarks
1	2	3	4	5=(6+7+8+9+10+11)	6	7	8	9	10	11	12
KALINGA PRINTING PRESS & GEN MDSE	02-01101101-2020-10-01271	2020-10-21	2,025.00	2,025.00	0.00	0.00	0.00	0.00	2,025.00	0.00	
DULLIYAO, JAYVEE D.	02-01101101-2020-12-01839	2020-12-29	3,000.00	3,000.00	0.00	0.00	0.00	0.00	3,000.00	0.00	
TABUK ROOFLINE AND DESIGN	02-01101101-2020-12-01862	2020-12-29	51,664.00	51,664.00	0.00	0.00	0.00	0.00	51,664.00	0.00	
KALINGA PRINTING PRESS & GEN MDSE	02-01101101-2020-10-01272	2020-10-21	3,168.00	3,168.00	0.00	0.00	0.00	0.00	3,168.00	0.00	
DANGAN, JAMAICA L.	02-01101101-2020-12-01839	2020-12-29	3,000.00	3,000.00	0.00	0.00	0.00	0.00	3,000.00	0.00	
JM IBANEZ ENTERPRISES	02-01101101-2020-12-01844	2020-12-29	3,770.00	3,770.00	0.00	0.00	0.00	0.00	3,770.00	0.00	
GOVERNMENT SERVICE INSURANCE SYSTEM	01-01101101-2020-12-01789	2020-12-23	400.00	400.00	0.00	0.00	0.00	0.00	400.00	0.00	
GUMILAO, DHAFNEE KEITH S.	02-01101101-2017-12-02736	2017-12-29	4,830.00	4,830.00	0.00	0.00	0.00	0.00	0.00	4,830.00	
MAY JOSEFA S. BUSLIG	02-01101101-2018-10-02346	2018-10-15	7,880.00	7,880.00	0.00	0.00	0.00	0.00	0.00	7,880.00	
KSU BAO	02-01101101-2019-12-02329	2019-12-27	7,000.00	7,000.00	0.00	0.00	0.00	0.00	0.00	7,000.00	
GUYAGOY, JAY MARK M.	02-01101101-2017-12-02734	2017-12-29	10,500.00	10,500.00	0.00	0.00	0.00	0.00	0.00	10,500.00	
RIVERA, FRANCES DANICA P.	02-01101101-2017-12-02735	2017-12-29	21,220.00	21,220.00	0.00	0.00	0.00	0.00	0.00	21,220.00	
DUMAGUING, JESLI P.	02-01101101-2017-12-02736	2017-12-29	6,630.00	6,630.00	0.00	0.00	0.00	0.00	0.00	6,630.00	
WINGNGA, RICA T.	02-01101101-2017-12-02736	2017-12-29	5,130.00	5,130.00	0.00	0.00	0.00	0.00	0.00	5,130.00	
GOLDEN BERRIES HOTEL & CONVENTION CENTER	02-01101101-2018-12-03365	2018-12-28	185,476.00	185,476.00	0.00	0.00	0.00	0.00	0.00	185,476.00	
TOPGUN SPORTING GOODS INC.	06-01101101-2018-12-03378	2018-12-28	68,000.00	68,000.00	0.00	0.00	0.00	0.00	0.00	68,000.00	
GNF GEN. MDSE	02-01101101-2017-12-02693	2017-12-29	24,000.00	24,000.00	0.00	0.00	0.00	0.00	0.00	24,000.00	
BATURI, JENNIFER T.	02-01101101-2017-12-02736	2017-12-29	4,830.00	4,830.00	0.00	0.00	0.00	0.00	0.00	4,830.00	
ROSARIO, RIZA B.	02-01101101-2017-12-02736	2017-12-29	5,370.00	5,370.00	0.00	0.00	0.00	0.00	0.00	5,370.00	
GRETHEN C. TUQUILAR	02-01101101-2018-12-03289	2018-12-19	480.00	480.00	0.00	0.00	0.00	0.00	0.00	480.00	
ROSE ANN CONSTRUCTION AND GENERAL MERCHANDISE	02-01101101-2019-12-02412	2019-12-27	137,057.16	137,057.16	0.00	0.00	0.00	0.00	0.00	137,057.16	
BAGUIWAN, ANIBETH S.	02-01101101-2017-12-02735	2017-12-29	16,260.00	16,260.00	0.00	0.00	0.00	0.00	0.00	16,260.00	
BACUYAG, AMANDA T.	02-01101101-2017-12-02736	2017-12-29	10,000.00	10,000.00	0.00	0.00	0.00	0.00	0.00	10,000.00	
PALIGAN, BERDON G.	02-01101101-2017-12-02736	2017-12-29	7,530.00	7,530.00	0.00	0.00	0.00	0.00	0.00	7,530.00	
CRISTINE G. LIGGAYO	02-01101101-2018-12-03289	2018-12-19	480.00	480.00	0.00	0.00	0.00	0.00	0.00	480.00	
EMELIA'S KITCHENETTE	02-01101101-2019-12-02386	2019-12-27	20,000.00	20,000.00	0.00	0.00	0.00	0.00	0.00	20,000.00	
BAKIDAN, KENY LLOYD P.	02-01101101-2017-12-02735	2017-12-29	60,000.00	60,000.00	0.00	0.00	0.00	0.00	0.00	60,000.00	

**AGING OF UNPAID OBLIGATION**  
As at December 31, 2021

Department : State Universities and Colleges (SUCs)  
Agency : Kalinga State University  
Operating Unit : N/A  
Organization Code (UACS) : 080190000000

Name of Creditors	Obligation Request and Status			AGING OF UNPAID OBLIGATION							
	Number	Date	Amount	Amount	90 days & below	91 to 180 days	181 to 270 days	271 to 365/366 days	More than 1 year but less than 2 years	More than 2 years	Remarks
1	2	3	4	5=(6+7+8+9+10+11)	6	7	8	9	10	11	12
BADUYEN, EMERSON A.	02-01101101-2017-12-02736	2017-12-29	6,530.00	6,530.00	0.00	0.00	0.00	0.00	0.00	6,530.00	
LAWAGAN, VANESA T.	02-01101101-2017-12-02736	2017-12-29	6,060.00	6,060.00	0.00	0.00	0.00	0.00	0.00	6,060.00	
CESARIA D. MENDOZA	02-01101101-2018-10-02520	2018-10-29	3,620.00	3,620.00	0.00	0.00	0.00	0.00	0.00	3,620.00	
GOLDEN BERRIES HOTEL & CONVENTION CENTER	02-01101101-2019-12-02344	2019-12-27	91,840.00	91,840.00	0.00	0.00	0.00	0.00	0.00	91,840.00	
GOVERNMENT SERVICE INSURANCE SYSTEM	01-01101101-2018-05-00870	2018-05-07	1,993.41	1,993.41	0.00	0.00	0.00	0.00	0.00	1,993.41	
ABELLA, LORRAINE L.	02-01101101-2017-12-02736	2017-12-29	4,440.00	4,440.00	0.00	0.00	0.00	0.00	0.00	4,440.00	
ESPITA, JEFFREY A.	02-01101101-2017-12-02736	2017-12-29	10,000.00	10,000.00	0.00	0.00	0.00	0.00	0.00	10,000.00	
MARK LOYD PALATTAO	02-01101101-2018-06-01302	2018-06-28	1,350.00	1,350.00	0.00	0.00	0.00	0.00	0.00	1,350.00	
EMELIA'S KITCHENETTE	02-01101101-2019-04-00520	2019-04-12	15,500.00	15,500.00	0.00	0.00	0.00	0.00	0.00	15,500.00	
UPLAND CONSTRUCTION & ENGINEERING SERVICES	06-01101101-2019-12-02295	2019-12-26	9,912,320.73	9,912,320.73	0.00	0.00	0.00	0.00	0.00	9,912,320.73	
CARILLO, LOVELY MAE A.	02-01101101-2017-12-02735	2017-12-29	30,000.00	30,000.00	0.00	0.00	0.00	0.00	0.00	30,000.00	
CAWI, GERALDINE T.	02-01101101-2017-12-02736	2017-12-29	6,030.00	6,030.00	0.00	0.00	0.00	0.00	0.00	6,030.00	
SUMUNGBAT, PRINCES MAY S.	02-01101101-2017-12-02736	2017-12-29	4,460.00	4,460.00	0.00	0.00	0.00	0.00	0.00	4,460.00	
RENY T. PUTIC	02-01101101-2018-12-03289	2018-12-19	480.00	480.00	0.00	0.00	0.00	0.00	0.00	480.00	
UPLAND CONSTRUCTION AND ENGINEERING SERVICES	06-01101101-2017-12-02635	2017-12-28	485,133.53	485,133.53	0.00	0.00	0.00	0.00	0.00	485,133.53	
BAYOWAN, WEBSTER A.	02-01101101-2017-12-02735	2017-12-29	60,000.00	60,000.00	0.00	0.00	0.00	0.00	0.00	60,000.00	
BAKIDAN, VLADIMIR L.	02-01101101-2017-12-02736	2017-12-29	8,375.00	8,375.00	0.00	0.00	0.00	0.00	0.00	8,375.00	
PAUT, GARRY B.	02-01101101-2017-12-02736	2017-12-29	6,180.00	6,180.00	0.00	0.00	0.00	0.00	0.00	6,180.00	
EVELYN V. LIKIGAN	02-01101101-2018-12-03289	2018-12-19	480.00	480.00	0.00	0.00	0.00	0.00	0.00	480.00	
UNIVERSITY MOBILITY IN ASIA AND THE PACIFIC COUNCIL	02-01101101-2019-12-02396	2019-12-27	2,000.00	2,000.00	0.00	0.00	0.00	0.00	0.00	2,000.00	
GOVERNMENT SERVICE INSURANCE SYSTEM	01-01104102-2017-12-02738	2017-12-29	763,377.72	763,377.72	0.00	0.00	0.00	0.00	0.00	763,377.72	
ANGIWOT, JESSIEFRED JEFF B.	02-01101101-2017-12-02736	2017-12-29	6,785.00	6,785.00	0.00	0.00	0.00	0.00	0.00	6,785.00	
EMELIA'S KITCHENETTE	02-01101101-2020-12-01729	2020-12-22	134,475.00	134,475.00	0.00	0.00	0.00	0.00	134,475.00	0.00	
FELIPE, MARIA FE M.	02-01101101-2020-12-01839	2020-12-29	3,000.00	3,000.00	0.00	0.00	0.00	0.00	3,000.00	0.00	
DON JACKSON PAINT CENTER & GEN MDSE	02-01101101-2020-12-01864	2020-12-29	21,450.00	21,450.00	0.00	0.00	0.00	0.00	21,450.00	0.00	

**AGING OF UNPAID OBLIGATION**  
As at December 31, 2021

Department : State Universities and Colleges (SUCs)  
Agency : Kalinga State University  
Operating Unit : N/A  
Organization Code (UACS) : 080190000000

Name of Creditors	Obligation Request and Status			AGING OF UNPAID OBLIGATION							
	Number	Date	Amount	Amount	90 days & below	91 to 180 days	181 to 270 days	271 to 365/366 days	More than 1 year but less than 2 years	More than 2 years	Remarks
1	2	3	4	5=(6+7+8+9+10+11)	6	7	8	9	10	11	12
KALINGA PRINTING PRESS & GEN MDSE	02-01101101-2020-11-01380	2020-11-10	1,650,805.00	1,650,805.00	0.00	0.00	0.00	0.00	1,650,805.00	0.00	
DESAY, JOYNALYN R.	02-01101101-2020-12-01839	2020-12-29	3,000.00	3,000.00	0.00	0.00	0.00	0.00	3,000.00	0.00	
BONGDOEN HARDWARE	02-01101101-2020-12-01857	2020-12-29	36,790.00	36,790.00	0.00	0.00	0.00	0.00	36,790.00	0.00	
MV ARTS & SIGNS	02-01101101-2020-07-00829	2020-07-13	2,400.00	2,400.00	0.00	0.00	0.00	0.00	2,400.00	0.00	
BUMAL-O, MINERVA	02-01101101-2020-12-01839	2020-12-29	3,000.00	3,000.00	0.00	0.00	0.00	0.00	3,000.00	0.00	
TAWAGON, MIKE R.	02-01101101-2020-12-01839	2020-12-29	3,000.00	3,000.00	0.00	0.00	0.00	0.00	3,000.00	0.00	
DS NETWORKING ENTERPRISE	06-01101101-2020-12-01831	2020-12-28	1,272,293.28	1,272,293.28	0.00	0.00	0.00	0.00	1,272,293.28	0.00	
BANATAO, REYNON	02-01101101-2020-12-01839	2020-12-29	3,000.00	3,000.00	0.00	0.00	0.00	0.00	3,000.00	0.00	
PASUDAG, ROSANA CHING	02-01101101-2020-12-01839	2020-12-29	3,000.00	3,000.00	0.00	0.00	0.00	0.00	3,000.00	0.00	
PACIFIC OFFICE SOLUTIONS, INC.	06-01101101-2020-02-00213	2020-02-20	14,995.50	14,995.50	0.00	0.00	0.00	0.00	14,995.50	0.00	
AWID, MARY JOY P.	02-01101101-2020-12-01839	2020-12-29	3,000.00	3,000.00	0.00	0.00	0.00	0.00	3,000.00	0.00	
MANAING, SHARON W.	02-01101101-2020-12-01839	2020-12-29	3,000.00	3,000.00	0.00	0.00	0.00	0.00	3,000.00	0.00	
ERNESTO ARCEO	02-01101101-2020-12-01884	2020-12-29	3,000.00	3,000.00	0.00	0.00	0.00	0.00	3,000.00	0.00	
AGGABAO, MAYBELLE C.	02-01101101-2020-12-01839	2020-12-29	3,000.00	3,000.00	0.00	0.00	0.00	0.00	3,000.00	0.00	
LUMIOAN, ELIZABETH	02-01101101-2020-12-01839	2020-12-29	3,000.00	3,000.00	0.00	0.00	0.00	0.00	3,000.00	0.00	
ATIPSE MARKETING	02-01101101-2020-12-01877	2020-12-29	25,400.00	25,400.00	0.00	0.00	0.00	0.00	25,400.00	0.00	
FCT PUBLISHING, INC.	02-01101101-2020-12-01832	2020-12-28	76,500.00	76,500.00	0.00	0.00	0.00	0.00	76,500.00	0.00	
GULINGAN, JAY-AR	02-01101101-2020-12-01839	2020-12-29	3,000.00	3,000.00	0.00	0.00	0.00	0.00	3,000.00	0.00	
DON JACKSON PAINT CENTER & GEN MDSE	02-01101101-2020-12-01870	2020-12-29	49,890.00	49,890.00	0.00	0.00	0.00	0.00	49,890.00	0.00	
KINGSQUARE BAYLE SUPERMART CORPORATION	02-01101101-2020-12-01727	2020-12-22	13,000.00	13,000.00	0.00	0.00	0.00	0.00	13,000.00	0.00	
ESPIRITU, JANINE	02-01101101-2020-12-01839	2020-12-29	3,000.00	3,000.00	0.00	0.00	0.00	0.00	3,000.00	0.00	
DON JACKSON PAINT CENTER & GEN MDSE	02-01101101-2020-12-01863	2020-12-29	39,070.00	39,070.00	0.00	0.00	0.00	0.00	39,070.00	0.00	
PHILIPPINE HEALTH INSURANCE CORPORATION	01-01101101-2020-11-01413	2020-11-19	1,469.72	1,469.72	0.00	0.00	0.00	0.00	1,469.72	0.00	
LISALIS, MARITES B.	02-01101101-2017-12-02736	2017-12-29	6,730.00	6,730.00	0.00	0.00	0.00	0.00	0.00	6,730.00	
KINGSQUARE DAVIDSON HOTEL & RESTAURANT	02-01101101-2018-11-02586	2018-11-07	59,370.00	59,370.00	0.00	0.00	0.00	0.00	0.00	59,370.00	



**AGING OF UNPAID OBLIGATION**  
As at December 31, 2021

Department : State Universities and Colleges (SUCs)  
Agency : Kalinga State University  
Operating Unit : N/A  
Organization Code (UACS) : 080190000000

Name of Creditors	Obligation Request and Status			AGING OF UNPAID OBLIGATION							Remarks
	Number	Date	Amount	Amount	90 days & below	91 to 180 days	181 to 270 days	271 to 365/366 days	More than 1 year but less than 2 years	More than 2 years	
1	2	3	4	5=(6+7+8+9+10+11)	6	7	8	9	10	11	12
GOLDEN BERRIES HOTEL & CONVENTION CENTER	02-01101101-2019-12-02356	2019-12-27	51,000.00	51,000.00	0.00	0.00	0.00	0.00	0.00	51,000.00	
CAMERON P. ODSEY	01-01101101-2018-08-01610	2018-08-06	2,000.00	2,000.00	0.00	0.00	0.00	0.00	0.00	2,000.00	
AGOTO, REGULOS JR. N.	02-01101101-2017-12-02736	2017-12-29	890.00	890.00	0.00	0.00	0.00	0.00	0.00	890.00	
GALWAGAO, JEMBOL B.	02-01101101-2017-12-02736	2017-12-29	6,160.00	6,160.00	0.00	0.00	0.00	0.00	0.00	6,160.00	
JAMESON L. LOPEZ	02-01101101-2018-08-01612	2018-08-06	4,219.00	4,219.00	0.00	0.00	0.00	0.00	0.00	4,219.00	
LIGHTHOUSE COOPERATIVE	02-01101101-2019-11-01786	2019-11-07	13,500.00	13,500.00	0.00	0.00	0.00	0.00	0.00	13,500.00	
HOME DEVELOPMENT MUTUAL FUND	01-01104102-2018-12-03392	2018-12-28	500.00	500.00	0.00	0.00	0.00	0.00	0.00	500.00	
ESPITA, JEFFREY A.	02-01101101-2017-12-02734	2017-12-29	14,000.00	14,000.00	0.00	0.00	0.00	0.00	0.00	14,000.00	
CAMILO, MARIEL M.	02-01101101-2017-12-02736	2017-12-29	7,530.00	7,530.00	0.00	0.00	0.00	0.00	0.00	7,530.00	
SITDAWAG, MARY ROSE G.	02-01101101-2017-12-02736	2017-12-29	6,230.00	6,230.00	0.00	0.00	0.00	0.00	0.00	6,230.00	
MARILOU D. ALNGAG	02-01101101-2018-12-03289	2018-12-19	480.00	480.00	0.00	0.00	0.00	0.00	0.00	480.00	
UPLAND CONSTRUCTION AND ENGINEERING SERVICES	06-01101101-2017-11-02134	2017-11-13	4,925,367.28	4,925,367.28	0.00	0.00	0.00	0.00	0.00	4,925,367.28	
ALALAG, JINGLE B.	02-01101101-2017-12-02734	2017-12-29	14,000.00	14,000.00	0.00	0.00	0.00	0.00	0.00	14,000.00	
BAYOG, JESICA D.	02-01101101-2017-12-02736	2017-12-29	10,000.00	10,000.00	0.00	0.00	0.00	0.00	0.00	10,000.00	
SAFLOR, MAY JOHN B.	02-01101101-2017-12-02736	2017-12-29	6,560.00	6,560.00	0.00	0.00	0.00	0.00	0.00	6,560.00	
HENRY P. BILAN	02-01101101-2018-12-03289	2018-12-19	480.00	480.00	0.00	0.00	0.00	0.00	0.00	480.00	
ROSE ANN CONSTRUCTION AND GENERAL MERCHANDISE	02-01101101-2019-12-02414	2019-12-27	82,918.08	82,918.08	0.00	0.00	0.00	0.00	0.00	82,918.08	
BACUYAG, AMANDA T.	02-01101101-2017-12-02735	2017-12-29	14,000.00	14,000.00	0.00	0.00	0.00	0.00	0.00	14,000.00	
BILONG, AURICEL L.	02-01101101-2017-12-02736	2017-12-29	6,180.00	6,180.00	0.00	0.00	0.00	0.00	0.00	6,180.00	
MACASADDOG, JAYMAR C.	02-01101101-2017-12-02736	2017-12-29	4,695.00	4,695.00	0.00	0.00	0.00	0.00	0.00	4,695.00	
DELTA JO CONSTRUCTION	02-01101101-2018-12-03205	2018-12-11	37,200.66	37,200.66	0.00	0.00	0.00	0.00	0.00	37,200.66	
EMELIA'S KITCHENETTE	02-01101101-2019-12-02362	2019-12-27	111,500.00	111,500.00	0.00	0.00	0.00	0.00	0.00	111,500.00	
BRENT B. MARTINEZ	01-01101101-2018-10-02329	2018-10-12	1,845.12	1,845.12	0.00	0.00	0.00	0.00	0.00	1,845.12	
ALOS, GIAH KAYE G.	02-01101101-2017-12-02736	2017-12-29	6,430.00	6,430.00	0.00	0.00	0.00	0.00	0.00	6,430.00	
GONZALES, GRAIZELLE JOY M.	02-01101101-2017-12-02736	2017-12-28	6,730.00	6,730.00	0.00	0.00	0.00	0.00	0.00	6,730.00	
KALINGA PRINTING PRESS & GEN. MDSE.	02-01101101-2018-09-02033	2018-09-11	4,500.00	4,500.00	0.00	0.00	0.00	0.00	0.00	4,500.00	
MV ARTS AND SIGNS	02-01101101-2019-12-02183	2019-12-13	3,500.00	3,500.00	0.00	0.00	0.00	0.00	0.00	3,500.00	

**AGING OF UNPAID OBLIGATION**  
As at December 31, 2021

Department : State Universities and Colleges (SUCs)  
Agency : Kalinga State University  
Operating Unit : N/A  
Organization Code (UACS) : 080190000000

Name of Creditors	Obligation Request and Status			AGING OF UNPAID OBLIGATION							
	Number	Date	Amount	Amount	90 days & below	91 to 180 days	181 to 270 days	271 to 365/366 days	More than 1 year but less than 2 years	More than 2 years	Remarks
1	2	3	4	5=(6+7+8+9+10+11)	6	7	8	9	10	11	12
GOVERNMENT SERVICE INSURANCE SYSTEM	01-01101101-2018-06-01198	2018-06-11	1,993.41	1,993.41	0.00	0.00	0.00	0.00	0.00	1,993.41	
LUNANG, TYRON Q.	02-01101101-2017-12-02735	2017-12-29	30,000.00	30,000.00	0.00	0.00	0.00	0.00	0.00	30,000.00	
DUGA, RODALYN M.	02-01101101-2017-12-02736	2017-12-29	3,545.00	3,545.00	0.00	0.00	0.00	0.00	0.00	3,545.00	
WAGAYAN, JOSHUA L.	02-01101101-2017-12-02736	2017-12-29	4,730.00	4,730.00	0.00	0.00	0.00	0.00	0.00	4,730.00	
SHEILA MAE CAROL A. BUSLIG	02-01101101-2018-12-03290	2018-12-19	1,500.00	1,500.00	0.00	0.00	0.00	0.00	0.00	1,500.00	
PMD CONSTRUCTION AND SUPPLIES	06-01101101-2018-06-01280	2018-06-25	487,033.25	487,033.25	0.00	0.00	0.00	0.00	0.00	487,033.25	
BAYOG, JESICA D.	02-01101101-2017-12-02734	2017-12-29	14,000.00	14,000.00	0.00	0.00	0.00	0.00	0.00	14,000.00	
BULAWIT, LARRY L.	02-01101101-2017-12-02736	2017-12-29	3,381.00	3,381.00	0.00	0.00	0.00	0.00	0.00	3,381.00	
SAPPA, NORLY L.	02-01101101-2017-12-02736	2017-12-29	10,000.00	10,000.00	0.00	0.00	0.00	0.00	0.00	10,000.00	
LOURDES A. ANGALAO	02-01101101-2018-12-03289	2018-12-19	480.00	480.00	0.00	0.00	0.00	0.00	0.00	480.00	
IP LACWASAN CONSTRUCTION AND DEVELOPMENT CORPORATION	06-01101101-2017-10-02044	2017-10-27	14,248,043.68	14,248,043.68	0.00	0.00	0.00	0.00	0.00	14,248,043.68	
GOVERNMENT SERVICE INSURANCE SYSTEM	01-01104102-2018-12-03391	2018-12-28	700.00	700.00	0.00	0.00	0.00	0.00	0.00	700.00	
AQUINO, ANGEL GRACE G.	02-01101101-2017-12-02736	2017-12-29	5,400.00	5,400.00	0.00	0.00	0.00	0.00	0.00	5,400.00	
TOM & TERRY AGRICULTURAL SUPPLIES AND GEN MDSE	02-01101101-2020-12-01834	2020-12-28	26,045.00	26,045.00	0.00	0.00	0.00	0.00	26,045.00	0.00	
LAKISA, REX	02-01101101-2020-12-01839	2020-12-29	3,000.00	3,000.00	0.00	0.00	0.00	0.00	3,000.00	0.00	
ATIPSE MARKETING	02-01101101-2020-12-01872	2020-12-29	13,350.00	13,350.00	0.00	0.00	0.00	0.00	13,350.00	0.00	
KIMMONGO GENERAL MERCHANDISE	02-01101101-2020-12-01806	2020-12-23	3,100.00	3,100.00	0.00	0.00	0.00	0.00	3,100.00	0.00	
GALLAMASO, THIMOTHY V.	02-01101101-2020-12-01839	2020-12-29	3,000.00	3,000.00	0.00	0.00	0.00	0.00	3,000.00	0.00	
SHAMIR DA LIM'S HARDWARE	02-01101101-2020-12-01865	2020-12-29	45,000.00	45,000.00	0.00	0.00	0.00	0.00	45,000.00	0.00	
ZEINA GENERAL MERCHANDISE	02-01101101-2020-10-01263	2020-10-20	9,900.00	9,900.00	0.00	0.00	0.00	0.00	9,900.00	0.00	
CARILLO JHON MARK	02-01101101-2020-12-01839	2020-12-29	3,000.00	3,000.00	0.00	0.00	0.00	0.00	3,000.00	0.00	
WAGASON, MARLYN B.	02-01101101-2020-12-01839	2020-12-29	3,000.00	3,000.00	0.00	0.00	0.00	0.00	3,000.00	0.00	
MV ARTS & SIGNS	02-01101101-2020-03-00329	2020-03-10	432.00	432.00	0.00	0.00	0.00	0.00	432.00	0.00	
BOACON, VANESSA P.	02-01101101-2020-12-01839	2020-12-29	3,000.00	3,000.00	0.00	0.00	0.00	0.00	3,000.00	0.00	
SALPAD, REYNALD D.	02-01101101-2020-12-01839	2020-12-29	3,000.00	3,000.00	0.00	0.00	0.00	0.00	3,000.00	0.00	

**AGING OF UNPAID OBLIGATION**  
As at December 31, 2021

Department : State Universities and Colleges (SUCs)  
Agency : Kalinga State University  
Operating Unit : N/A  
Organization Code (UACS) : 080190000000

Name of Creditors	Obligation Request and Status			AGING OF UNPAID OBLIGATION							
	Number	Date	Amount	Amount	90 days & below	91 to 180 days	181 to 270 days	271 to 365/366 days	More than 1 year but less than 2 years	More than 2 years	Remarks
1	2	3	4	5=(6+7+8+9+10+11)	6	7	8	9	10	11	12
YUNAKIM CONSTRUCTION	06-01101101-2020-12-01853	2020-12-29	205,394.30	205,394.30	0.00	0.00	0.00	0.00	205,394.30	0.00	
BANGIBANG, SHEENA MAE M.	02-01101101-2020-12-01839	2020-12-29	3,000.00	3,000.00	0.00	0.00	0.00	0.00	3,000.00	0.00	
PATTONG, ELMER M.	02-01101101-2020-12-01839	2020-12-29	3,000.00	3,000.00	0.00	0.00	0.00	0.00	3,000.00	0.00	
MICHAEL SAFLOR	02-01101101-2020-12-01892	2020-12-29	3,000.00	3,000.00	0.00	0.00	0.00	0.00	3,000.00	0.00	
AWOS, ANGELICA A.	02-01101101-2020-12-01839	2020-12-29	3,000.00	3,000.00	0.00	0.00	0.00	0.00	3,000.00	0.00	
MANZANO, ROMNICK	02-01101101-2020-12-01839	2020-12-29	3,000.00	3,000.00	0.00	0.00	0.00	0.00	3,000.00	0.00	
DANTE B. CANSIBEN	02-01101101-2020-12-01885	2020-12-29	3,000.00	3,000.00	0.00	0.00	0.00	0.00	3,000.00	0.00	
AGUINAWANG, DARWIN	02-01101101-2020-12-01839	2020-12-29	3,000.00	3,000.00	0.00	0.00	0.00	0.00	3,000.00	0.00	
MAGALA, CLOYD VINCENT M.	02-01101101-2020-12-01839	2020-12-29	2,000.00	2,000.00	0.00	0.00	0.00	0.00	2,000.00	0.00	
VALENCIA AGRICULTURAL SUPPLY	02-01101101-2020-12-01878	2020-12-29	11,500.00	11,500.00	0.00	0.00	0.00	0.00	11,500.00	0.00	
GOLDEN PRESS	02-01101101-2020-12-01833	2020-12-28	76,000.00	76,000.00	0.00	0.00	0.00	0.00	76,000.00	0.00	
GUYANG, SEGUNDINA	02-01101101-2020-12-01839	2020-12-29	3,000.00	3,000.00	0.00	0.00	0.00	0.00	3,000.00	0.00	
DON JACKSON PAINT CENTER & GEN MDSE	02-01101101-2020-12-01871	2020-12-29	14,650.00	14,650.00	0.00	0.00	0.00	0.00	14,650.00	0.00	
GOVERNMENT SERVICE INSURANCE SYSTEM	01-01101101-2020-12-01759	2020-12-23	3,012.89	3,012.89	0.00	0.00	0.00	0.00	3,012.89	0.00	
MASSED, GRETCHEN D.	02-01101101-2017-12-02736	2017-12-29	4,830.00	4,830.00	0.00	0.00	0.00	0.00	0.00	4,830.00	
CATHERINE C. CAWAYAN	02-01101101-2018-12-03289	2018-12-18	480.00	480.00	0.00	0.00	0.00	0.00	0.00	480.00	
CALEB'S CATERING	02-01101101-2019-12-02371	2019-12-27	18,400.00	18,400.00	0.00	0.00	0.00	0.00	0.00	18,400.00	
MENZIE O. KUENGAN	01-01101101-2018-12-03380	2018-12-28	2,000.00	2,000.00	0.00	0.00	0.00	0.00	0.00	2,000.00	
AMPAC, JARIELY SHANE P.	02-01101101-2017-12-02736	2017-12-29	6,030.00	6,030.00	0.00	0.00	0.00	0.00	0.00	6,030.00	
KISOB, MITCH A.	02-01101101-2017-12-02736	2017-12-29	5,830.00	5,830.00	0.00	0.00	0.00	0.00	0.00	5,830.00	
CHRISTINA LYN A. ESPITA	02-01101101-2018-10-02392	2018-10-17	10,800.00	10,800.00	0.00	0.00	0.00	0.00	0.00	10,800.00	
KSU BAO	02-01101101-2019-12-02332	2019-12-27	35,000.00	35,000.00	0.00	0.00	0.00	0.00	0.00	35,000.00	
GOVERNMENT SERVICE INSURANCE SYSTEM	01-01101101-2017-12-02446	2017-12-15	513,927.90	513,927.90	0.00	0.00	0.00	0.00	0.00	513,927.90	
GARUNAY, JESRAEL P.	02-01101101-2017-12-02735	2017-12-29	14,225.00	14,225.00	0.00	0.00	0.00	0.00	0.00	14,225.00	
DAWIGOY, BITCINE B.	02-01101101-2017-12-02736	2017-12-29	5,860.00	5,860.00	0.00	0.00	0.00	0.00	0.00	5,860.00	
TUMAMMAN, PHOEBE O.	02-01101101-2017-12-02736	2017-12-29	6,060.00	6,060.00	0.00	0.00	0.00	0.00	0.00	6,060.00	
VEE LARISE P. BALI	02-01101101-2018-12-03289	2018-12-19	480.00	480.00	0.00	0.00	0.00	0.00	0.00	480.00	
ALCEL CONSTRUCTION	06-01101101-2017-12-02731	2017-12-29	1,551,819.64	1,551,819.64	0.00	0.00	0.00	0.00	0.00	1,551,819.64	
FRANCISCO, DIVINA N.	02-01101101-2017-12-02734	2017-12-29	3,230.00	3,230.00	0.00	0.00	0.00	0.00	0.00	3,230.00	

**AGING OF UNPAID OBLIGATION**  
As at December 31, 2021

Department : State Universities and Colleges (SUCs)  
Agency : Kalinga State University  
Operating Unit : N/A  
Organization Code (UACS) : 080190000000

Name of Creditors	Obligation Request and Status			AGING OF UNPAID OBLIGATION							
	Number	Date	Amount	Amount	90 days & below	91 to 180 days	181 to 270 days	271 to 365/366 days	More than 1 year but less than 2 years	More than 2 years	Remarks
1	2	3	4	5=(6+7+8+9+10+11)	6	7	8	9	10	11	12
CARBONEL, SHANNEL S.	02-01101101-2017-12-02736	2017-12-29	6,560.00	6,560.00	0.00	0.00	0.00	0.00	0.00	6,560.00	
SUGAO, LINALYN L.	02-01101101-2017-12-02736	2017-12-29	5,455.00	5,455.00	0.00	0.00	0.00	0.00	0.00	5,455.00	
MATHEW JUN P. MARIANI	02-01101101-2018-12-03289	2018-12-19	480.00	480.00	0.00	0.00	0.00	0.00	0.00	480.00	
GACOSCOS CONSTRUCTION	06-01101101-2019-08-01202	2019-08-19	24,763,447.22	24,763,447.22	0.00	0.00	0.00	0.00	0.00	24,763,447.22	
BULIYAT, ERICCA C.	02-01101101-2017-12-02735	2017-12-29	30,000.00	30,000.00	0.00	0.00	0.00	0.00	0.00	30,000.00	
CARDINES, BRIAN P.	02-01101101-2017-12-02736	2017-12-29	6,230.00	6,230.00	0.00	0.00	0.00	0.00	0.00	6,230.00	
PALONGPONG, KEREN B.	02-01101101-2017-12-02736	2017-12-29	4,425.00	4,425.00	0.00	0.00	0.00	0.00	0.00	4,425.00	
ERNESTO G. GUIABAO	02-01101101-2018-12-03289	2018-12-19	480.00	480.00	0.00	0.00	0.00	0.00	0.00	480.00	
EMELIA'S KITCHENETTE	02-01101101-2019-12-02387	2019-12-27	19,200.00	19,200.00	0.00	0.00	0.00	0.00	0.00	19,200.00	
GOVERNMENT SERVICE INSURANCE SYSTEM	01-01101101-2018-12-03391	2018-12-28	700.00	700.00	0.00	0.00	0.00	0.00	0.00	700.00	
BALA-IS, DAISY B.	02-01101101-2017-12-02736	2017-12-29	4,830.00	4,830.00	0.00	0.00	0.00	0.00	0.00	4,830.00	
LICAYCAY, RIZEL M.	02-01101101-2017-12-02736	2017-12-29	7,530.00	7,530.00	0.00	0.00	0.00	0.00	0.00	7,530.00	
BIDES MARKETING	02-01101101-2018-11-02579	2018-11-07	4,324.00	4,324.00	0.00	0.00	0.00	0.00	0.00	4,324.00	
EMELIA'S KITCHENETTE	02-01101101-2019-12-02348	2019-12-27	7,350.00	7,350.00	0.00	0.00	0.00	0.00	0.00	7,350.00	
SHERBOURNE CALSIYAO	01-01101101-2018-06-01312	2018-06-13	2,400.00	2,400.00	0.00	0.00	0.00	0.00	0.00	2,400.00	
ADDAWE, MAEGAN A.	02-01101101-2017-12-02736	2017-12-29	6,180.00	6,180.00	0.00	0.00	0.00	0.00	0.00	6,180.00	
ESTRADA, MICHELLE BERDINE G.	02-01101101-2017-12-02736	2017-12-29	6,060.00	6,060.00	0.00	0.00	0.00	0.00	0.00	6,060.00	
MAY JOSEFA S. BUSLIG	02-01101101-2018-07-01400	2018-07-06	2,000.00	2,000.00	0.00	0.00	0.00	0.00	0.00	2,000.00	
MJM PRINTING PRESS & GEN. MDSE.	02-01101101-2019-05-00747	2019-05-21	2,250.00	2,250.00	0.00	0.00	0.00	0.00	0.00	2,250.00	
TEKZONE COMPUTER SALES AND SERVICES, INC.	06-01101101-2019-12-02320	2019-12-27	413,794.00	413,794.00	0.00	0.00	0.00	0.00	0.00	413,794.00	
DALIYONG, JESSICA JESSA R.	02-01101101-2017-12-02735	2017-12-29	20,500.00	20,500.00	0.00	0.00	0.00	0.00	0.00	20,500.00	
CAWILAN, SHAILA A.	02-01101101-2017-12-02736	2017-12-29	4,760.00	4,760.00	0.00	0.00	0.00	0.00	0.00	4,760.00	
TACDANG, NEIL B.	02-01101101-2017-12-02736	2017-12-29	6,730.00	6,730.00	0.00	0.00	0.00	0.00	0.00	6,730.00	
RHONDA VAIL G. LEYALEY	02-01101101-2018-12-03289	2018-12-19	480.00	480.00	0.00	0.00	0.00	0.00	0.00	480.00	
IP LACWASAN CONSTRUCTION AND DEVELOPMENT CORPORATION	06-01101101-2017-12-02657	2017-12-29	11,317,213.16	11,317,213.16	0.00	0.00	0.00	0.00	0.00	11,317,213.16	
MARY C. SARNE	02-01101101-2017-12-02675	2017-12-29	102,000.00	102,000.00	0.00	0.00	0.00	0.00	0.00	102,000.00	
BAS-IL, JONALYN A.	02-01101101-2017-12-02736	2017-12-29	2,300.00	2,300.00	0.00	0.00	0.00	0.00	0.00	2,300.00	

**AGING OF UNPAID OBLIGATION**  
As at December 31, 2021

Department : State Universities and Colleges (SUCs)  
Agency : Kalinga State University  
Operating Unit : N/A  
Organization Code (UACS) : 080190000000

Name of Creditors	Obligation Request and Status			AGING OF UNPAID OBLIGATION							
	Number	Date	Amount	Amount	90 days & below	91 to 180 days	181 to 270 days	271 to 365/366 days	More than 1 year but less than 2 years	More than 2 years	Remarks
1	2	3	4	5=(6+7+8+9+10+11)	6	7	8	9	10	11	12
AMOR, ROSENDA	02-01101101-2020-12-01839	2020-12-29	3,000.00	3,000.00	0.00	0.00	0.00	0.00	3,000.00	0.00	
MALAGGAN, ALPHINE D.	02-01101101-2020-12-01839	2020-12-29	3,000.00	3,000.00	0.00	0.00	0.00	0.00	3,000.00	0.00	
J. PERALTA ENTERPRISES	02-01101101-2020-12-01880	2020-12-29	33,000.00	33,000.00	0.00	0.00	0.00	0.00	33,000.00	0.00	
VALENCIA AGRICULTURAL SUPPLY	02-01101101-2020-12-01835	2020-12-28	24,457.60	24,457.60	0.00	0.00	0.00	0.00	24,457.60	0.00	
LANDISAN, SUSAN M.	02-01101101-2020-12-01839	2020-12-29	3,000.00	3,000.00	0.00	0.00	0.00	0.00	3,000.00	0.00	
JM IBANEZ ENTERPRISES	02-01101101-2020-12-01873	2020-12-29	25,000.00	25,000.00	0.00	0.00	0.00	0.00	25,000.00	0.00	
ABANA COMPUTER SERVICES & GEN MDSE	02-01101101-2020-11-01381	2020-11-11	15,000.00	15,000.00	0.00	0.00	0.00	0.00	15,000.00	0.00	
DIN-ANG CHIE-CHI L.	02-01101101-2020-12-01839	2020-12-29	3,000.00	3,000.00	0.00	0.00	0.00	0.00	3,000.00	0.00	
ATIPSE MARKETING	02-01101101-2020-12-01858	2020-12-29	30,000.00	30,000.00	0.00	0.00	0.00	0.00	30,000.00	0.00	
PHILIPPINE DUPLICATORS, INC.	02-01101101-2020-07-00844	2020-07-16	2,710.40	2,710.40	0.00	0.00	0.00	0.00	2,710.40	0.00	
BUMOSAO, RUTH T.	02-01101101-2020-12-01839	2020-12-29	3,000.00	3,000.00	0.00	0.00	0.00	0.00	3,000.00	0.00	
TIMMANGO, JIMMY	02-01101101-2020-12-01839	2020-12-29	3,000.00	3,000.00	0.00	0.00	0.00	0.00	3,000.00	0.00	
KINGSQUARE BAYLE SUPERMART CORPORATION	02-01101101-2020-04-00522	2020-04-22	142,880.00	142,880.00	0.00	0.00	0.00	0.00	142,880.00	0.00	
BONGAYON, SEAN REY Z.	02-01101101-2020-12-01839	2020-12-29	3,000.00	3,000.00	0.00	0.00	0.00	0.00	3,000.00	0.00	
SANGOY, BRIGETTE RHOSE	02-01101101-2020-12-01839	2020-12-29	3,000.00	3,000.00	0.00	0.00	0.00	0.00	3,000.00	0.00	
VELCA EQUIPMENT AND ENGINEERING PRODUCTS, INC.	06-01101101-2020-04-00541	2020-04-30	12,068.40	12,068.40	0.00	0.00	0.00	0.00	12,068.40	0.00	
BARDE, ALIZON I.	02-01101101-2020-12-01839	2020-12-29	2,000.00	2,000.00	0.00	0.00	0.00	0.00	2,000.00	0.00	
PESCASIO, CATHERINE C.	02-01101101-2020-12-01839	2020-12-29	3,000.00	3,000.00	0.00	0.00	0.00	0.00	3,000.00	0.00	
JEROME WAYAWAY	02-01101101-2020-12-01893	2020-12-29	3,000.00	3,000.00	0.00	0.00	0.00	0.00	3,000.00	0.00	
BALAGSO, MAYSHEIN L.	02-01101101-2020-12-01839	2020-12-29	3,000.00	3,000.00	0.00	0.00	0.00	0.00	3,000.00	0.00	
MARQUEZ, MARK ANTHONY G.	02-01101101-2020-12-01839	2020-12-29	3,000.00	3,000.00	0.00	0.00	0.00	0.00	3,000.00	0.00	
ALLAN JAY CUBIT	02-01101101-2020-12-01886	2020-12-29	2,000.00	2,000.00	0.00	0.00	0.00	0.00	2,000.00	0.00	
AMIYAN, GLENN G.	02-01101101-2020-12-01839	2020-12-29	3,000.00	3,000.00	0.00	0.00	0.00	0.00	3,000.00	0.00	
MAGSILAO, JEMELYN	02-01101101-2020-12-01839	2020-12-29	3,000.00	3,000.00	0.00	0.00	0.00	0.00	3,000.00	0.00	
BONGDOEN HARDWARE	02-01101101-2020-12-01879	2020-12-29	35,755.00	35,755.00	0.00	0.00	0.00	0.00	35,755.00	0.00	
GOVERNMENT SERVICE INSURANCE SYSTEM	01-01101101-2020-12-01760	2020-12-23	2,204.55	2,204.55	0.00	0.00	0.00	0.00	2,204.55	0.00	
NEWLOOK STORE	02-01101101-2020-10-01269	2020-10-20	1,432.00	1,432.00	0.00	0.00	0.00	0.00	1,432.00	0.00	
PUGYAO, PAULINA G.	02-01101101-2017-12-02736	2017-12-29	730.00	730.00	0.00	0.00	0.00	0.00	0.00	730.00	

**AGING OF UNPAID OBLIGATION**  
As at December 31, 2021

Department : State Universities and Colleges (SUCs)  
Agency : Kalinga State University  
Operating Unit : N/A  
Organization Code (UACS) : 080190000000

Name of Creditors	Obligation Request and Status			AGING OF UNPAID OBLIGATION							
	Number	Date	Amount	Amount	90 days & below	91 to 180 days	181 to 270 days	271 to 365/366 days	More than 1 year but less than 2 years	More than 2 years	Remarks
1	2	3	4	5=(6+7+8+9+10+11)	6	7	8	9	10	11	12
GRACE ESMERALDA L. LOPEZ	02-01101101-2018-12-03289	2018-12-19	480.00	480.00	0.00	0.00	0.00	0.00	0.00	480.00	
PHILIPPINE ASSOCIATION OF LAW SCHOOLS	02-01101101-2019-12-02397	2019-12-27	5,000.00	5,000.00	0.00	0.00	0.00	0.00	0.00	5,000.00	
SAPPA, NORLY L.	02-01101101-2017-12-02734	2017-12-29	14,000.00	14,000.00	0.00	0.00	0.00	0.00	0.00	14,000.00	
ANGLI, EFFIE MAE B.	02-01101101-2017-12-02736	2017-12-29	6,630.00	6,630.00	0.00	0.00	0.00	0.00	0.00	6,630.00	
LUIS, ANGELICA D.	02-01101101-2017-12-02736	2017-12-29	760.00	760.00	0.00	0.00	0.00	0.00	0.00	760.00	
JOHNNY D. WAYET	02-01101101-2018-11-02633	2018-11-09	1,840.00	1,840.00	0.00	0.00	0.00	0.00	0.00	1,840.00	
GOLDEN BERRIES HOTEL & CONVENTION CENTER	02-01101101-2019-12-02359	2019-12-27	11,200.00	11,200.00	0.00	0.00	0.00	0.00	0.00	11,200.00	
LAMBAYONG, NICKOLSON I.	02-01101101-2017-12-02734	2017-12-29	14,000.00	14,000.00	0.00	0.00	0.00	0.00	0.00	14,000.00	
SOCO, ALLAN R.	02-01101101-2017-12-02735	2017-12-29	4,170.00	4,170.00	0.00	0.00	0.00	0.00	0.00	4,170.00	
DUMAYAG, CLAIRE A.	02-01101101-2017-12-02736	2017-12-29	7,360.00	7,360.00	0.00	0.00	0.00	0.00	0.00	7,360.00	
MARY C. SARNE	02-01101101-2017-12-02739	2017-12-29	356,000.00	356,000.00	0.00	0.00	0.00	0.00	0.00	356,000.00	
GOLDEN BERRIES HOTEL & CONVENTION CENTER	02-01101101-2018-12-03368	2018-12-28	122,079.00	122,079.00	0.00	0.00	0.00	0.00	0.00	122,079.00	
HILLSTONE BUILDERS	06-01101101-2019-06-00958	2019-06-25	1,488,415.23	1,488,415.23	0.00	0.00	0.00	0.00	0.00	1,488,415.23	
GRANEL, ZYRA LUV L.	02-01101101-2017-12-02735	2017-12-29	6,390.00	6,390.00	0.00	0.00	0.00	0.00	0.00	6,390.00	
DELPINADO, MORIES P.	02-01101101-2017-12-02736	2017-12-29	4,995.00	4,995.00	0.00	0.00	0.00	0.00	0.00	4,995.00	
ULAO, SHIELA G.	02-01101101-2017-12-02736	2017-12-29	4,830.00	4,830.00	0.00	0.00	0.00	0.00	0.00	4,830.00	
VICTORINO D. BAYED	02-01101101-2018-12-03289	2018-12-19	480.00	480.00	0.00	0.00	0.00	0.00	0.00	480.00	
GAWIYON, ABSALUM D.	02-01101101-2017-12-02734	2017-12-29	14,000.00	14,000.00	0.00	0.00	0.00	0.00	0.00	14,000.00	
IGLESIAS, JHUDY RICO B.	02-01101101-2017-12-02735	2017-12-29	30,000.00	30,000.00	0.00	0.00	0.00	0.00	0.00	30,000.00	
DIRECTO, REYNALDO G.	02-01101101-2017-12-02736	2017-12-29	6,630.00	6,630.00	0.00	0.00	0.00	0.00	0.00	6,630.00	
SALABAO, KRISTINE JOY C.	02-01101101-2017-12-02736	2017-12-29	3,425.00	3,425.00	0.00	0.00	0.00	0.00	0.00	3,425.00	
ISAIAH G. PATONG	02-01101101-2018-12-03289	2018-12-19	480.00	480.00	0.00	0.00	0.00	0.00	0.00	480.00	
J.C. BAAC CONSTRUCTION CORPORATION	06-01101101-2016-11-01753	2016-11-17	1,249,687.92	1,249,687.92	0.00	0.00	0.00	0.00	0.00	1,249,687.92	
GOVERNMENT SERVICE INSURANCE SYSTEM	01-01104102-2018-12-03390	2018-12-28	17,404.83	17,404.83	0.00	0.00	0.00	0.00	0.00	17,404.83	
APALING, JESS B.	02-01101101-2017-12-02736	2017-12-29	5,835.00	5,835.00	0.00	0.00	0.00	0.00	0.00	5,835.00	
MALAMNAO, HAZAH KAY B.	02-01101101-2017-12-02736	2017-12-29	4,830.00	4,830.00	0.00	0.00	0.00	0.00	0.00	4,830.00	

**AGING OF UNPAID OBLIGATION**  
As at December 31, 2021

Department : State Universities and Colleges (SUCs)  
Agency : Kalinga State University  
Operating Unit : N/A  
Organization Code (UACS) : 080190000000

Name of Creditors	Obligation Request and Status			AGING OF UNPAID OBLIGATION							
	Number	Date	Amount	Amount	90 days & below	91 to 180 days	181 to 270 days	271 to 365/366 days	More than 1 year but less than 2 years	More than 2 years	Remarks
1	2	3	4	5=(6+7+8+9+10+11)	6	7	8	9	10	11	12
HOME DEVELOPMENT MUTUAL FUND	02-01101101-2018-12-03226	2018-12-12	200.00	200.00	0.00	0.00	0.00	0.00	0.00	200.00	
EMELIA'S KITCHENETTE	02-01101101-2019-12-02368	2019-12-27	16,600.00	16,600.00	0.00	0.00	0.00	0.00	0.00	16,600.00	
MARY FAYNE T. ALIGAO	01-01101101-2018-12-03271	2018-12-18	2,500.00	2,500.00	0.00	0.00	0.00	0.00	0.00	2,500.00	
ALUYAN, VIA S.	02-01101101-2017-12-02736	2017-12-29	4,555.00	4,555.00	0.00	0.00	0.00	0.00	0.00	4,555.00	
GOSANG, RICA A.	02-01101101-2017-12-02736	2017-12-29	6,260.00	6,260.00	0.00	0.00	0.00	0.00	0.00	6,260.00	
LAND TRANSPORTATION OFFICE	02-01101101-2018-09-02051	2018-09-12	800.00	800.00	0.00	0.00	0.00	0.00	0.00	800.00	
MJM PRINTING PRESS & GEN. MDSE.	02-01101101-2019-12-02185	2019-12-13	700.00	700.00	0.00	0.00	0.00	0.00	0.00	700.00	
GOVERNMENT SERVICE INSURANCE SYSTEM	01-01101101-2018-05-00960	2018-05-10	1,993.41	1,993.41	0.00	0.00	0.00	0.00	0.00	1,993.41	
NAGAYANG, SLYDEE S.	02-01101101-2017-12-02735	2017-12-29	14,050.00	14,050.00	0.00	0.00	0.00	0.00	0.00	14,050.00	
DULAN, JEDDY JOSE B.	02-01101101-2017-12-02736	2017-12-29	7,280.00	7,280.00	0.00	0.00	0.00	0.00	0.00	7,280.00	
WAGSINGAN, BABYLYN A.	02-01101101-2017-12-02736	2017-12-29	9,000.00	9,000.00	0.00	0.00	0.00	0.00	0.00	9,000.00	
DIYAH GWEN A. ALEJANDRINO	02-01101101-2018-12-03340	2018-12-27	480.00	480.00	0.00	0.00	0.00	0.00	0.00	480.00	
DENVER BANNOYA	06-01101101-2018-12-03288	2018-12-19	203,453.37	203,453.37	0.00	0.00	0.00	0.00	0.00	203,453.37	
CAYAG, REYNA JANE B.	02-01101101-2017-12-02734	2017-12-29	14,000.00	14,000.00	0.00	0.00	0.00	0.00	0.00	14,000.00	
CABBOTOT, TYSON A.	02-01101101-2017-12-02736	2017-12-29	6,530.00	6,530.00	0.00	0.00	0.00	0.00	0.00	6,530.00	
BALI, ARJAY	02-01101101-2020-12-01839	2020-12-29	3,000.00	3,000.00	0.00	0.00	0.00	0.00	3,000.00	0.00	
PAGA, DARYL D.	02-01101101-2020-12-01839	2020-12-29	3,000.00	3,000.00	0.00	0.00	0.00	0.00	3,000.00	0.00	
RAYMUND M. MANERA	02-01101101-2020-12-01888	2020-12-29	1,000.00	1,000.00	0.00	0.00	0.00	0.00	1,000.00	0.00	
ANGID, FORDELYN B.	02-01101101-2020-12-01839	2020-12-29	3,000.00	3,000.00	0.00	0.00	0.00	0.00	3,000.00	0.00	
MALAGGAY, ALLAN JANSEN L.	02-01101101-2020-12-01839	2020-12-29	3,000.00	3,000.00	0.00	0.00	0.00	0.00	3,000.00	0.00	
JACS ENTERPRISES	02-01101101-2020-12-01881	2020-12-29	46,800.00	46,800.00	0.00	0.00	0.00	0.00	46,800.00	0.00	
JM IBAÑEZ ENTERPRISES	02-01101101-2020-12-01807	2020-12-23	21,000.00	21,000.00	0.00	0.00	0.00	0.00	21,000.00	0.00	
GAMAY, FAITH YIEVEZENY	02-01101101-2020-12-01839	2020-12-29	3,000.00	3,000.00	0.00	0.00	0.00	0.00	3,000.00	0.00	
SHAMIR DA LIM'S HARDWARE	02-01101101-2020-12-01866	2020-12-29	38,450.00	38,450.00	0.00	0.00	0.00	0.00	38,450.00	0.00	
NEWLOOK STORE	02-01101101-2020-10-01265	2020-10-20	5,542.80	5,542.80	0.00	0.00	0.00	0.00	5,542.80	0.00	
CATRIZ, JENERWIN V.	02-01101101-2020-12-01839	2020-12-29	3,000.00	3,000.00	0.00	0.00	0.00	0.00	3,000.00	0.00	
WAGAWAG, GEMMA	02-01101101-2020-12-01839	2020-12-29	3,000.00	3,000.00	0.00	0.00	0.00	0.00	3,000.00	0.00	
KINGSQUARE BAYLE SUPERMART CORPORATION	02-01101101-2020-07-00858	2020-07-17	17,710.00	17,710.00	0.00	0.00	0.00	0.00	17,710.00	0.00	

**AGING OF UNPAID OBLIGATION**  
As at December 31, 2021

Department : State Universities and Colleges (SUCs)  
Agency : Kalinga State University  
Operating Unit : N/A  
Organization Code (UACS) : 080190000000

Name of Creditors	Obligation Request and Status			AGING OF UNPAID OBLIGATION							
	Number	Date	Amount	Amount	90 days & below	91 to 180 days	181 to 270 days	271 to 365/366 days	More than 1 year but less than 2 years	More than 2 years	Remarks
1	2	3	4	5=(6+7+8+9+10+11)	6	7	8	9	10	11	12
BUSLIG, MARIA NENUCA SALOME	02-01101101-2020-12-01839	2020-12-29	3,000.00	3,000.00	0.00	0.00	0.00	0.00	3,000.00	0.00	
TOCYAPAO, MARINELLE M.	02-01101101-2020-12-01839	2020-12-29	3,000.00	3,000.00	0.00	0.00	0.00	0.00	3,000.00	0.00	
ZID COMPUTERS & GENERAL MERCHANDISE	06-01101101-2020-12-01841	2020-12-29	36,271.82	36,271.82	0.00	0.00	0.00	0.00	36,271.82	0.00	
BONGGAWON, HILDA	02-01101101-2020-12-01839	2020-12-29	3,000.00	3,000.00	0.00	0.00	0.00	0.00	3,000.00	0.00	
SERION, GRINGO S.	02-01101101-2020-12-01839	2020-12-29	3,000.00	3,000.00	0.00	0.00	0.00	0.00	3,000.00	0.00	
YUNAKIM CONSTRUCTION	06-01101101-2020-09-01053	2020-09-07	8,399,495.42	8,399,495.42	0.00	0.00	0.00	0.00	8,399,495.42	0.00	
BATALAO, KIMBERLY G	02-01101101-2020-12-01839	2020-12-29	3,000.00	3,000.00	0.00	0.00	0.00	0.00	3,000.00	0.00	
PUKIN, ALDRICK	02-01101101-2020-12-01839	2020-12-29	3,000.00	3,000.00	0.00	0.00	0.00	0.00	3,000.00	0.00	
ATIPSE MARKETING	02-01101101-2020-12-01894	2020-12-29	13,350.00	13,350.00	0.00	0.00	0.00	0.00	13,350.00	0.00	
BALAO-AS, STANLEY	02-01101101-2020-12-01839	2020-12-29	3,000.00	3,000.00	0.00	0.00	0.00	0.00	3,000.00	0.00	
PADAYAO, MARIE FAYE B.	02-01101101-2020-12-01839	2020-12-29	3,000.00	3,000.00	0.00	0.00	0.00	0.00	3,000.00	0.00	
PATRICK JOHN DE JESUS	02-01101101-2020-12-01887	2020-12-29	2,000.00	2,000.00	0.00	0.00	0.00	0.00	2,000.00	0.00	
GOVERNMENT SERVICE INSURANCE SYSTEM	01-01101101-2020-12-01761	2020-12-23	2,204.55	2,204.55	0.00	0.00	0.00	0.00	2,204.55	0.00	
<b>Sub-total</b>			<b>146,055,256.13</b>	<b>146,055,256.13</b>	<b>0.00</b>	<b>0.00</b>	<b>0.00</b>	<b>0.00</b>	<b>34,100,211.44</b>	<b>111,955,044.69</b>	
<b>Total</b>			<b>160,058,377.44</b>	<b>160,058,377.44</b>	<b>13,215,843.25</b>	<b>658,942.36</b>	<b>128,335.70</b>	<b>0.00</b>	<b>34,100,211.44</b>	<b>111,955,044.69</b>	
<b>B. Not yet Due and Demandable Obligations*</b>			<b>36,604,729.82</b>	<b>36,604,729.82</b>	<b>663,713.65</b>	<b>0.00</b>	<b>12,314,913.78</b>	<b>23,626,102.39</b>	<b>0.00</b>	<b>0.00</b>	
<b>B.1 Current Years' Appropriations</b>			<b>36,604,729.82</b>	<b>36,604,729.82</b>	<b>663,713.65</b>	<b>0.00</b>	<b>12,314,913.78</b>	<b>23,626,102.39</b>	<b>0.00</b>	<b>0.00</b>	
R.R. ENCABO CONSTRUCTORS INC./FC ARCHTS CONSTRUCTION JV	06-01101101-2021-12-02213	2021-12-31	129,246.85	129,246.85	129,246.85	0.00	0.00	0.00	0.00	0.00	
TECKCON CONSTRUCTION	06-01101101-2021-12-02214	2021-12-31	534,466.80	534,466.80	534,466.80	0.00	0.00	0.00	0.00	0.00	
R.R. ENCABO CONSTRUCTORS INC./FC ARCHTS CONSTRUCTION JV	06-01101101-2021-12-00375	2021-03-26	23,626,102.39	23,626,102.39	0.00	0.00	0.00	23,626,102.39	0.00	0.00	
TECKCON CONSTRUCTION	06-01101101-2021-12-00938	2021-06-23	12,314,913.78	12,314,913.78	0.00	0.00	12,314,913.78	0.00	0.00	0.00	
<b>Sub-total</b>			<b>36,604,729.82</b>	<b>36,604,729.82</b>	<b>663,713.65</b>	<b>0.00</b>	<b>12,314,913.78</b>	<b>23,626,102.39</b>	<b>0.00</b>	<b>0.00</b>	
<b>Total</b>			<b>36,604,729.82</b>	<b>36,604,729.82</b>	<b>663,713.65</b>	<b>0.00</b>	<b>12,314,913.78</b>	<b>23,626,102.39</b>	<b>0.00</b>	<b>0.00</b>	
<b>GRAND TOTAL</b>			<b>196,663,107.26</b>	<b>196,663,107.26</b>	<b>13,879,556.90</b>	<b>658,942.36</b>	<b>12,443,249.48</b>	<b>23,626,102.39</b>	<b>34,100,211.44</b>	<b>111,955,044.69</b>	
<b>Total Current Year Appropriations</b>			<b>50,607,851.13</b>	<b>50,607,851.13</b>	<b>13,879,556.90</b>	<b>658,942.36</b>	<b>12,443,249.48</b>	<b>23,626,102.39</b>	<b>0.00</b>	<b>0.00</b>	
<b>Total Prior Years' Appropriations</b>			<b>146,055,256.13</b>	<b>146,055,256.13</b>	<b>0.00</b>	<b>0.00</b>	<b>0.00</b>	<b>0.00</b>	<b>34,100,211.44</b>	<b>111,955,044.69</b>	

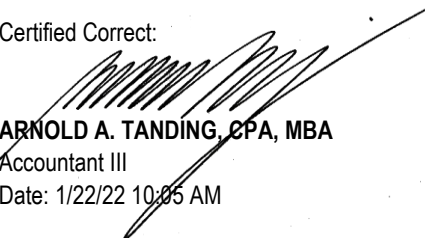


**AGING OF UNPAID OBLIGATION**  
As at December 31, 2021

Department : State Universities and Colleges (SUCs)  
 Agency : Kalinga State University  
 Operating Unit : N/A  
 Organization Code (UACS) : 080190000000


Name of Creditors	Obligation Request and Status			AGING OF UNPAID OBLIGATION							Remarks
	Number	Date	Amount	Amount	90 days & below	91 to 180 days	181 to 270 days	271 to 365/366 days	More than 1 year but less than 2 years	More than 2 years	
1	2	3	4	5=(6+7+8+9+10+11)	6	7	8	9	10	11	12

Certified Correct:




**ARNOLD A. TANDING, CPA, MBA**  
 Accountant III  
 Date: 1/22/22 10:05 AM

Certified Correct:




**ELSIE P. ANDRES**  
 Budget Officer  
 Date: 1/22/22 10:05 AM

Recommending Approval:



**DANILO T. BUEN, MBA**  
 Director, FMS  
 Date: 1/22/22 10:16 AM

Approved By:



**EDUARDO T. BAGTANG, CPA, DBM**  
 SUC President III  
 Date: 1/22/22 10:17 AM

This report was generated using the Unified Reporting System on 29/01/2022 05:11 version.FAR3.1.1 ; Status : SUBMITTED

**MONTHLY REPORT OF DISBURSEMENTS**  
For the month of January 2021

Department : **State Universities and Colleges (SUCs)**  
 Agency : **Kalinga State University**  
 Operating Unit : **<not applicable>**  
 Organization Code: **08 019 0000000**  
 Funding Cluster: **01 - Regular Agency Fund**

PARTICULARS	CURRENT YEAR BUDGET					PRIOR YEAR'S BUDGET											Sub-Total	TRUST LIABILITIES				GRAND TOTAL					REMARKS	
	PS	MODE	FinEx	CO	TOTAL	PRIOR YEAR'S ACCOUNTS PAYABLE					CURRENT YEAR'S ACCOUNTS PAYABLE							PS	MODE	CO	TOTAL	PS	MODE	FinEx	CO	TOTAL		
						PS	MODE	FinEx	CO	Sub-Total	PS	MODE	FinEx	CO	Sub-Total	TOTAL												
1	2	3	4	5	6=(2+3+4+5)	7	8	9	10	11=(7+8+9+10)	12	13	14	15	16=(12+13+14+15)	17=(11+16)	18=(6+17)	19	20	21	22=(19+20+21)	23	24	25	26	27=(23+24+25+26)	28	
CASH DISBURSEMENTS	8,087,713.89	199,446.17	0.00	0.00	8,287,160.06	4,632.77	566,443.95	0.00	20,959.58	592,036.30	0.00	0.00	0.00	0.00	0.00	592,036.30	8,879,196.36	0.00	0.00	0.00	0.00	8,092,346.66	765,890.12	0.00	20,959.58	8,879,196.36		
Notice of Cash Allocation (NCA)	8,087,713.89	199,446.17	0.00	0.00	8,287,160.06	0.00	0.00	0.00	0.00	0.00	0.00	0.00	0.00	0.00	0.00	0.00	8,287,160.06	0.00	0.00	0.00	0.00	8,087,713.89	199,446.17	0.00	0.00	8,287,160.06		
MDS Checks Issued	197,734.93	79,182.17	0.00	0.00	276,917.10	0.00	0.00	0.00	0.00	0.00	0.00	0.00	0.00	0.00	0.00	0.00	276,917.10	0.00	0.00	0.00	0.00	197,734.93	79,182.17	0.00	0.00	276,917.10		
Advice to Debit Account	7,889,978.96	120,264.00	0.00	0.00	8,010,242.96	0.00	0.00	0.00	0.00	0.00	0.00	0.00	0.00	0.00	0.00	0.00	8,010,242.96	0.00	0.00	0.00	0.00	7,889,978.96	120,264.00	0.00	0.00	8,010,242.96		
Notice of Transfer of Allocation (NTA)	0.00	0.00	0.00	0.00	0.00	4,632.77	566,443.95	0.00	20,959.58	592,036.30	0.00	0.00	0.00	0.00	0.00	592,036.30	592,036.30	0.00	0.00	0.00	0.00	4,632.77	566,443.95	0.00	20,959.58	592,036.30		
MDS Checks Issued	0.00	0.00	0.00	0.00	0.00	4,632.77	222,387.95	0.00	0.00	227,020.72	0.00	0.00	0.00	0.00	0.00	227,020.72	227,020.72	0.00	0.00	0.00	0.00	4,632.77	222,387.95	0.00	0.00	227,020.72		
Advice to Debit Account	0.00	0.00	0.00	0.00	0.00	0.00	344,056.00	0.00	20,959.58	365,015.58	0.00	0.00	0.00	0.00	0.00	365,015.58	365,015.58	0.00	0.00	0.00	0.00	0.00	344,056.00	0.00	20,959.58	365,015.58		
Working Fund for FAPs	0.00	0.00	0.00	0.00	0.00	0.00	0.00	0.00	0.00	0.00	0.00	0.00	0.00	0.00	0.00	0.00	0.00	0.00	0.00	0.00	0.00	0.00	0.00	0.00	0.00	0.00	0.00	
Cash Disbursement Ceiling (CDC)	0.00	0.00	0.00	0.00	0.00	0.00	0.00	0.00	0.00	0.00	0.00	0.00	0.00	0.00	0.00	0.00	0.00	0.00	0.00	0.00	0.00	0.00	0.00	0.00	0.00	0.00	0.00	
TOTAL CASH DISBURSEMENTS	8,087,713.89	199,446.17	0.00	0.00	8,287,160.06	4,632.77	566,443.95	0.00	20,959.58	592,036.30	0.00	0.00	0.00	0.00	0.00	592,036.30	8,879,196.36	0.00	0.00	0.00	0.00	8,092,346.66	765,890.12	0.00	20,959.58	8,879,196.36		
NON-CASH DISBURSEMENTS	1,135,998.06	12,010.05	0.00	0.00	1,148,008.11	514.75	0.00	0.00	0.00	514.75	0.00	0.00	0.00	0.00	0.00	514.75	1,148,522.86	0.00	0.00	0.00	0.00	1,136,512.81	12,010.05	0.00	0.00	1,148,522.86		
Tax Remittance Advices Issued (TRA)	1,135,998.06	12,010.05	0.00	0.00	1,148,008.11	514.75	0.00	0.00	0.00	514.75	0.00	0.00	0.00	0.00	0.00	514.75	1,148,522.86	0.00	0.00	0.00	0.00	1,136,512.81	12,010.05	0.00	0.00	1,148,522.86		
Non-Cash Availment Authority (NCAA)	0.00	0.00	0.00	0.00	0.00	0.00	0.00	0.00	0.00	0.00	0.00	0.00	0.00	0.00	0.00	0.00	0.00	0.00	0.00	0.00	0.00	0.00	0.00	0.00	0.00	0.00	0.00	
Disbursements effected through outright deductions from claims (please specify...)	0.00	0.00	0.00	0.00	0.00	0.00	0.00	0.00	0.00	0.00	0.00	0.00	0.00	0.00	0.00	0.00	0.00	0.00	0.00	0.00	0.00	0.00	0.00	0.00	0.00	0.00	0.00	
Overpayment of expenses(e.g. personnel benefits)	0.00	0.00	0.00	0.00	0.00	0.00	0.00	0.00	0.00	0.00	0.00	0.00	0.00	0.00	0.00	0.00	0.00	0.00	0.00	0.00	0.00	0.00	0.00	0.00	0.00	0.00	0.00	
Restitution for loss of government property	0.00	0.00	0.00	0.00	0.00	0.00	0.00	0.00	0.00	0.00	0.00	0.00	0.00	0.00	0.00	0.00	0.00	0.00	0.00	0.00	0.00	0.00	0.00	0.00	0.00	0.00	0.00	
Liquidated damages and similar claims	0.00	0.00	0.00	0.00	0.00	0.00	0.00	0.00	0.00	0.00	0.00	0.00	0.00	0.00	0.00	0.00	0.00	0.00	0.00	0.00	0.00	0.00	0.00	0.00	0.00	0.00	0.00	
Others(TEF, BTR-Documentary Stamp Tax, etc.)	0.00	0.00	0.00	0.00	0.00	0.00	0.00	0.00	0.00	0.00	0.00	0.00	0.00	0.00	0.00	0.00	0.00	0.00	0.00	0.00	0.00	0.00	0.00	0.00	0.00	0.00	0.00	
TOTAL NON-CASH DISBURSEMENTS	1,135,998.06	12,010.05	0.00	0.00	1,148,008.11	514.75	0.00	0.00	0.00	514.75	0.00	0.00	0.00	0.00	0.00	514.75	1,148,522.86	0.00	0.00	0.00	0.00	1,136,512.81	12,010.05	0.00	0.00	1,148,522.86		

**MONTHLY REPORT OF DISBURSEMENTS**  
For the month of January 2021

Department : **State Universities and Colleges (SUCs)**  
 Agency : **Kalinga State University**  
 Operating Unit : **<not applicable>**  
 Organization Code: **08 019 0000000**  
 Funding Cluster: **01 - Regular Agency Fund**


GRAND TOTAL	9,223,711.95	211,456.22	0.00	0.00	9,435,168.17	5,147.52	566,443.95	0.00	20,959.58	592,551.05	0.00	0.00	0.00	0.00	592,551.05	10,027,719.22	0.00	0.00	0.00	0.00	9,228,859.47	777,900.17	0.00	20,959.58	10,027,719.22
-------------	--------------	------------	------	------	--------------	----------	------------	------	-----------	------------	------	------	------	------	------------	---------------	------	------	------	------	--------------	------------	------	-----------	---------------

**Summary**


PARTICULARS (1)	PREVIOUS REPORT (2)	THIS MONTH (3)	AS OF DATE (4)
Total Disbursement Authorities Received	0.00	18,856,522.86	18,856,522.86
NCA	0.00	17,708,000.00	17,708,000.00
NTA	0.00	0.00	0.00
Working Fund	0.00	0.00	0.00
TRA	0.00	1,148,522.86	1,148,522.86
CDC	0.00	0.00	0.00
NCAA	0.00	0.00	0.00
Less: Notice of Transfer Allocations (NTA)* issued	0.00	0.00	0.00
Total Disbursements Authorities Available	0.00	18,856,522.86	18,856,522.86
Less	0.00	0.00	0.00
Lapsed NCA	0.00	0.00	0.00
Disbursements	0.00	10,027,719.22	10,027,719.22
Less: Other Non-Cash Disbursements	0.00	0.00	0.00
Disbursements effected through outright deductions from claims	0.00	0.00	0.00
Overpayment of expenses(e.g. personnel benefits)	0.00	0.00	0.00
Restitution for loss of government property	0.00	0.00	0.00
Liquidated damages and similar claims	0.00	0.00	0.00
Others (e.g. TEF, BTr, Docs Stamp, etc.)	0.00	0.00	0.00
Add/Less: Adjustments (e.g. cancelled/staled checks)	0.00	0.00	0.00
Balance of Disbursement Authorities as at date	0.00	8,828,803.64	8,828,803.64
Total Disbursements Program	0.00	18,856,522.86	18,856,522.86
Less: * Actual Disbursements	0.00	10,027,719.22	10,027,719.22
(Over)/Under spending~	0.00	8,828,803.64	8,828,803.64

Notes: \* The use of NTA is discouraged  
 Notes: \*\* Amounts should tally with the grand total disbursement (column 27).


Certified Correct:

  
**ARNOLD A. TANDING, CPA, MBA**  
 Agency Chief Accountant  
 Date : 2021-03-15

Recommending Approval:

  
**DANILO T. BUEN, MBA**  
 Director, FMS  
 Date : 2021-03-15

Approved By:

  
**EDUARDO T. BAGTANG, CPA, DBM**  
 Agency Head or Authorized Representative  
 Date : 2021-03-15

**MONTHLY REPORT OF DISBURSEMENTS**  
For the month of February 2021

Department : **State Universities and Colleges (SUCs)**  
 Agency : **Kalinga State University**  
 Operating Unit : **<not applicable>**  
 Organization Code: **08 019 0000000**  
 Funding Cluster: **01 - Regular Agency Fund**

PARTICULARS	CURRENT YEAR BUDGET					PRIOR YEAR'S BUDGET											Sub-Total	TRUST LIABILITIES				GRAND TOTAL					REMARKS	
						PRIOR YEAR'S ACCOUNTS PAYABLE					CURRENT YEAR'S ACCOUNTS PAYABLE							PS	MOOE	CO	TOTAL							
	PS	MOOE	FinEx	CO	TOTAL	PS	MOOE	FinEx	CO	Sub-Total	PS	MOOE	FinEx	CO	Sub-Total	TOTAL		PS	MOOE	CO	TOTAL	PS	MOOE	FinEx	CO	TOTAL		
1	2	3	4	5	6=(2+3+4+5)	7	8	9	10	11=(7+8+9+10)	12	13	14	15	16=(12+13+14+15)	17=(11+16)	18=(6+17)	19	20	21	22=(19+20+21)	23	24	25	26	27=(23+24+25+26)	28	
CASH DISBURSEMENTS	12,899,633.96	766,094.30	0.00	110,328.48	13,776,056.74	0.00	255,293.37	0.00	657,569.97	912,863.34	0.00	0.00	0.00	0.00	0.00	912,863.34	14,688,920.08	0.00	0.00	0.00	0.00	12,899,633.96	1,021,387.67	0.00	767,898.45	14,688,920.08		
Notice of Cash Allocation (NCA)	12,899,633.96	766,094.30	0.00	110,328.48	13,776,056.74	0.00	255,293.37	0.00	657,569.97	912,863.34	0.00	0.00	0.00	0.00	0.00	912,863.34	14,688,920.08	0.00	0.00	0.00	0.00	12,899,633.96	1,021,387.67	0.00	767,898.45	14,688,920.08		
MDS Checks Issued	763,642.25	21,608.49	0.00	0.00	785,250.74	0.00	80,209.37	0.00	0.00	80,209.37	0.00	0.00	0.00	0.00	0.00	80,209.37	865,460.11	0.00	0.00	0.00	0.00	763,642.25	101,817.86	0.00	0.00	865,460.11		
Advice to Debit Account	12,135,991.71	744,485.81	0.00	110,328.48	12,990,806.00	0.00	175,084.00	0.00	657,569.97	832,653.97	0.00	0.00	0.00	0.00	0.00	832,653.97	13,823,459.97	0.00	0.00	0.00	0.00	12,135,991.71	919,569.81	0.00	767,898.45	13,823,459.97		
Notice of Transfer of Allocation (NTA)	0.00	0.00	0.00	0.00	0.00	0.00	0.00	0.00	0.00	0.00	0.00	0.00	0.00	0.00	0.00	0.00	0.00	0.00	0.00	0.00	0.00	0.00	0.00	0.00	0.00	0.00	0.00	
MDS Checks Issued	0.00	0.00	0.00	0.00	0.00	0.00	0.00	0.00	0.00	0.00	0.00	0.00	0.00	0.00	0.00	0.00	0.00	0.00	0.00	0.00	0.00	0.00	0.00	0.00	0.00	0.00	0.00	
Advice to Debit Account	0.00	0.00	0.00	0.00	0.00	0.00	0.00	0.00	0.00	0.00	0.00	0.00	0.00	0.00	0.00	0.00	0.00	0.00	0.00	0.00	0.00	0.00	0.00	0.00	0.00	0.00	0.00	
Working Fund for FAPs	0.00	0.00	0.00	0.00	0.00	0.00	0.00	0.00	0.00	0.00	0.00	0.00	0.00	0.00	0.00	0.00	0.00	0.00	0.00	0.00	0.00	0.00	0.00	0.00	0.00	0.00	0.00	
Cash Disbursement Ceiling (CDC)	0.00	0.00	0.00	0.00	0.00	0.00	0.00	0.00	0.00	0.00	0.00	0.00	0.00	0.00	0.00	0.00	0.00	0.00	0.00	0.00	0.00	0.00	0.00	0.00	0.00	0.00	0.00	
TOTAL CASH DISBURSEMENTS	12,899,633.96	766,094.30	0.00	110,328.48	13,776,056.74	0.00	255,293.37	0.00	657,569.97	912,863.34	0.00	0.00	0.00	0.00	0.00	912,863.34	14,688,920.08	0.00	0.00	0.00	0.00	12,899,633.96	1,021,387.67	0.00	767,898.45	14,688,920.08		
NON-CASH DISBURSEMENTS	1,128,419.75	21,340.23	0.00	0.00	1,149,759.98	0.00	0.00	0.00	59,258.33	59,258.33	0.00	0.00	0.00	0.00	0.00	59,258.33	1,209,018.31	0.00	0.00	0.00	0.00	1,128,419.75	21,340.23	0.00	59,258.33	1,209,018.31		
Tax Remittance Advices Issued (TRA)	1,128,419.75	21,340.23	0.00	0.00	1,149,759.98	0.00	0.00	0.00	59,258.33	59,258.33	0.00	0.00	0.00	0.00	0.00	59,258.33	1,209,018.31	0.00	0.00	0.00	0.00	1,128,419.75	21,340.23	0.00	59,258.33	1,209,018.31		
Non-Cash Availment Authority (NCAA)	0.00	0.00	0.00	0.00	0.00	0.00	0.00	0.00	0.00	0.00	0.00	0.00	0.00	0.00	0.00	0.00	0.00	0.00	0.00	0.00	0.00	0.00	0.00	0.00	0.00	0.00	0.00	
Disbursements effected through outright deductions from claims (please specify...)	0.00	0.00	0.00	0.00	0.00	0.00	0.00	0.00	0.00	0.00	0.00	0.00	0.00	0.00	0.00	0.00	0.00	0.00	0.00	0.00	0.00	0.00	0.00	0.00	0.00	0.00	0.00	
Overpayment of expenses(e.g. personnel benefits)	0.00	0.00	0.00	0.00	0.00	0.00	0.00	0.00	0.00	0.00	0.00	0.00	0.00	0.00	0.00	0.00	0.00	0.00	0.00	0.00	0.00	0.00	0.00	0.00	0.00	0.00	0.00	
Restitution for loss of government property	0.00	0.00	0.00	0.00	0.00	0.00	0.00	0.00	0.00	0.00	0.00	0.00	0.00	0.00	0.00	0.00	0.00	0.00	0.00	0.00	0.00	0.00	0.00	0.00	0.00	0.00	0.00	
Liquidated damages and similar claims	0.00	0.00	0.00	0.00	0.00	0.00	0.00	0.00	0.00	0.00	0.00	0.00	0.00	0.00	0.00	0.00	0.00	0.00	0.00	0.00	0.00	0.00	0.00	0.00	0.00	0.00	0.00	
Others(TEF, BTr-Documentary StampTax, etc.)	0.00	0.00	0.00	0.00	0.00	0.00	0.00	0.00	0.00	0.00	0.00	0.00	0.00	0.00	0.00	0.00	0.00	0.00	0.00	0.00	0.00	0.00	0.00	0.00	0.00	0.00	0.00	
TOTAL NON-CASH DISBURSEMENTS	1,128,419.75	21,340.23	0.00	0.00	1,149,759.98	0.00	0.00	0.00	59,258.33	59,258.33	0.00	0.00	0.00	0.00	0.00	59,258.33	1,209,018.31	0.00	0.00	0.00	0.00	1,128,419.75	21,340.23	0.00	59,258.33	1,209,018.31		
GRAND TOTAL	14,028,053.71	787,434.53	0.00	110,328.48	14,925,816.72	0.00	255,293.37	0.00	716,828.30	972,121.67	0.00	0.00	0.00	0.00	0.00	972,121.67	15,897,938.39	0.00	0.00	0.00	0.00	14,028,053.71	1,042,727.90	0.00	827,156.78	15,897,938.39		

**MONTHLY REPORT OF DISBURSEMENTS**  
For the month of February 2021


Department : **State Universities and Colleges (SUCs)**  
 Agency : **Kalinga State University**  
 Operating Unit : **<not applicable>**  
 Organization Code: **08 019 0000000**  
 Funding Cluster: **01 - Regular Agency Fund**

**Summary**


PARTICULARS (1)	PREVIOUS REPORT (2)	THIS MONTH (3)	AS OF DATE (4)
Total Disbursement Authorities Received	18,856,522.86	18,917,018.31	37,773,541.17
NCA	17,708,000.00	17,708,000.00	35,416,000.00
NTA	0.00	0.00	0.00
Working Fund	0.00	0.00	0.00
TRA	1,148,522.86	1,209,018.31	2,357,541.17
CDC	0.00	0.00	0.00
NCAA	0.00	0.00	0.00
Less: Notice of Transfer Allocations (NTA)* issued	0.00	0.00	0.00
Total Disbursements Authorities Available	18,856,522.86	18,917,018.31	37,773,541.17
Less	0.00	0.00	0.00
Lapsed NCA	0.00	0.00	0.00
Disbursements	10,027,719.22	15,897,938.39	25,925,657.61
Less: Other Non-Cash Disbursements	0.00	0.00	0.00
Disbursements effected through outright deductions from claim:	0.00	0.00	0.00
Overpayment of expenses(e.g. personnel benefits)	0.00	0.00	0.00
Restitution for loss of government property	0.00	0.00	0.00
Liquidated damages and similar claims	0.00	0.00	0.00
Others (e.g. TEF, BTr, Docs Stamp, etc.)	0.00	0.00	0.00
Add/Less: Adjustments (e.g. cancelled/staled checks)	0.00	0.00	0.00
Balance of Disbursement Authorities as at date	8,828,803.64	3,019,079.92	11,847,883.56
Total Disbursements Program	18,856,522.86	18,917,018.31	37,773,541.17
Less: * Actual Disbursements	10,027,719.22	15,897,938.39	25,925,657.61
(Over)/Under spending~	8,828,803.64	3,019,079.92	11,847,883.56

Notes: \* The use of NTA is discouraged  
 Notes: \*\* Amounts should tally with the grand total disbursemt (column 27).


Certified Correct:

  
**ARNOLD A. TANDING, CPA, MBA**  
 Agency Chief Accountant  
 Date : 2021-03-15

Recommending Approval:

  
**DANILO T. BUEN, MBA**  
 Director, FMS  
 Date : 2021-03-15

Approved By:

  
**EDUARDO T. BAGTANG, CPA, DBM**  
 Agency Head or Authorized Representative  
 Date : 2021-03-15

**MONTHLY REPORT OF DISBURSEMENTS**  
For the month of March 2021

Department : **State Universities and Colleges (SUCs)**  
 Agency : **Kalinga State University**  
 Operating Unit : **<not applicable>**  
 Organization Code: **08 019 0000000**  
 Funding Cluster: **01 - Regular Agency Fund**

PARTICULARS	CURRENT YEAR BUDGET					PRIOR YEAR'S BUDGET											Sub-Total	TRUST LIABILITIES				GRAND TOTAL					REMARKS	
						PRIOR YEAR'S ACCOUNTS PAYABLE					CURRENT YEAR'S ACCOUNTS PAYABLE							TOTAL	PS	MODE	CO	TOTAL	PS	MODE	FinEx	CO		TOTAL
	PS	MODE	FinEx	CO	TOTAL	PS	MODE	FinEx	CO	Sub-Total	PS	MODE	FinEx	CO	Sub-Total	TOTAL		PS	MODE	CO	TOTAL	PS	MODE	FinEx	CO	TOTAL		
1	2	3	4	5	6=(2+3+4+5)	7	8	9	10	11=(7+8+9+10)	12	13	14	15	16=(12+13+14+15)	17=(11+16)	18=(6+17)	19	20	21	22=(19+20+21)	23	24	25	26	27=(23+24+25+26)	28	
CASH DISBURSEMENTS	17,244,031.45	4,383,137.86	0.00	7,361,009.97	28,988,179.28	0.00	1,399,667.78	0.00	5,109,995.30	6,509,663.08	0.00	0.00	0.00	0.00	0.00	6,509,663.08	35,497,842.36	0.00	0.00	0.00	0.00	17,244,031.45	5,782,805.64	0.00	12,471,005.27	35,497,842.36		
Notice of Cash Allocation (NCA)	17,244,031.45	4,383,137.86	0.00	7,361,009.97	28,988,179.28	0.00	1,399,667.78	0.00	5,109,995.30	6,509,663.08	0.00	0.00	0.00	0.00	0.00	6,509,663.08	35,497,842.36	0.00	0.00	0.00	0.00	17,244,031.45	5,782,805.64	0.00	12,471,005.27	35,497,842.36		
MDS Checks Issued	649,787.18	2,889,011.32	0.00	7,276,402.16	10,815,200.66	0.00	170,406.65	0.00	19,280.00	189,686.65	0.00	0.00	0.00	0.00	0.00	189,686.65	11,004,887.31	0.00	0.00	0.00	0.00	649,787.18	3,059,417.97	0.00	7,295,682.16	11,004,887.31		
Advice to Debit Account	16,594,244.27	1,494,126.54	0.00	84,607.81	18,172,978.62	0.00	1,229,261.13	0.00	5,090,715.30	6,319,976.43	0.00	0.00	0.00	0.00	0.00	6,319,976.43	24,492,955.05	0.00	0.00	0.00	0.00	16,594,244.27	2,723,387.67	0.00	5,175,323.11	24,492,955.05		
Notice of Transfer of Allocation (NTA)	0.00	0.00	0.00	0.00	0.00	0.00	0.00	0.00	0.00	0.00	0.00	0.00	0.00	0.00	0.00	0.00	0.00	0.00	0.00	0.00	0.00	0.00	0.00	0.00	0.00	0.00	0.00	
MDS Checks Issued	0.00	0.00	0.00	0.00	0.00	0.00	0.00	0.00	0.00	0.00	0.00	0.00	0.00	0.00	0.00	0.00	0.00	0.00	0.00	0.00	0.00	0.00	0.00	0.00	0.00	0.00	0.00	
Advice to Debit Account	0.00	0.00	0.00	0.00	0.00	0.00	0.00	0.00	0.00	0.00	0.00	0.00	0.00	0.00	0.00	0.00	0.00	0.00	0.00	0.00	0.00	0.00	0.00	0.00	0.00	0.00	0.00	
Working Fund for FAPs	0.00	0.00	0.00	0.00	0.00	0.00	0.00	0.00	0.00	0.00	0.00	0.00	0.00	0.00	0.00	0.00	0.00	0.00	0.00	0.00	0.00	0.00	0.00	0.00	0.00	0.00	0.00	
Cash Disbursement Ceiling (CDC)	0.00	0.00	0.00	0.00	0.00	0.00	0.00	0.00	0.00	0.00	0.00	0.00	0.00	0.00	0.00	0.00	0.00	0.00	0.00	0.00	0.00	0.00	0.00	0.00	0.00	0.00	0.00	
TOTAL CASH DISBURSEMENTS	17,244,031.45	4,383,137.86	0.00	7,361,009.97	28,988,179.28	0.00	1,399,667.78	0.00	5,109,995.30	6,509,663.08	0.00	0.00	0.00	0.00	0.00	6,509,663.08	35,497,842.36	0.00	0.00	0.00	0.00	17,244,031.45	5,782,805.64	0.00	12,471,005.27	35,497,842.36		
NON-CASH DISBURSEMENTS	1,482,547.83	208,478.94	0.00	59,374.00	1,750,400.77	0.00	0.00	0.00	479,493.02	479,493.02	0.00	0.00	0.00	0.00	0.00	479,493.02	2,229,893.79	0.00	0.00	0.00	0.00	1,482,547.83	208,478.94	0.00	538,867.02	2,229,893.79		
Tax Remittance Advices Issued (TRA)	1,482,547.83	208,478.94	0.00	59,374.00	1,750,400.77	0.00	0.00	0.00	479,493.02	479,493.02	0.00	0.00	0.00	0.00	0.00	479,493.02	2,229,893.79	0.00	0.00	0.00	0.00	1,482,547.83	208,478.94	0.00	538,867.02	2,229,893.79		
Non-Cash Availment Authority (NCAA)	0.00	0.00	0.00	0.00	0.00	0.00	0.00	0.00	0.00	0.00	0.00	0.00	0.00	0.00	0.00	0.00	0.00	0.00	0.00	0.00	0.00	0.00	0.00	0.00	0.00	0.00	0.00	
Disbursements effected through outright deductions from claims (please specify...)	0.00	0.00	0.00	0.00	0.00	0.00	0.00	0.00	0.00	0.00	0.00	0.00	0.00	0.00	0.00	0.00	0.00	0.00	0.00	0.00	0.00	0.00	0.00	0.00	0.00	0.00	0.00	
Overpayment of expenses(e.g. personnel benefits)	0.00	0.00	0.00	0.00	0.00	0.00	0.00	0.00	0.00	0.00	0.00	0.00	0.00	0.00	0.00	0.00	0.00	0.00	0.00	0.00	0.00	0.00	0.00	0.00	0.00	0.00	0.00	
Restitution for loss of government property	0.00	0.00	0.00	0.00	0.00	0.00	0.00	0.00	0.00	0.00	0.00	0.00	0.00	0.00	0.00	0.00	0.00	0.00	0.00	0.00	0.00	0.00	0.00	0.00	0.00	0.00	0.00	
Liquidated damages and similar claims	0.00	0.00	0.00	0.00	0.00	0.00	0.00	0.00	0.00	0.00	0.00	0.00	0.00	0.00	0.00	0.00	0.00	0.00	0.00	0.00	0.00	0.00	0.00	0.00	0.00	0.00	0.00	
Others(TEF, BTr-Documentary StampTax, etc.)	0.00	0.00	0.00	0.00	0.00	0.00	0.00	0.00	0.00	0.00	0.00	0.00	0.00	0.00	0.00	0.00	0.00	0.00	0.00	0.00	0.00	0.00	0.00	0.00	0.00	0.00	0.00	
TOTAL NON-CASH DISBURSEMENTS	1,482,547.83	208,478.94	0.00	59,374.00	1,750,400.77	0.00	0.00	0.00	479,493.02	479,493.02	0.00	0.00	0.00	0.00	0.00	479,493.02	2,229,893.79	0.00	0.00	0.00	0.00	1,482,547.83	208,478.94	0.00	538,867.02	2,229,893.79		
GRAND TOTAL	18,726,579.28	4,591,616.80	0.00	7,420,383.97	30,738,580.05	0.00	1,399,667.78	0.00	5,589,488.32	6,989,156.10	0.00	0.00	0.00	0.00	0.00	6,989,156.10	37,727,736.15	0.00	0.00	0.00	0.00	18,726,579.28	5,991,284.58	0.00	13,009,872.29	37,727,736.15		

**MONTHLY REPORT OF DISBURSEMENTS**  
For the month of March 2021


Department : **State Universities and Colleges (SUCs)**  
 Agency : **Kalinga State University**  
 Operating Unit : **<not applicable>**  
 Organization Code: **08 019 0000000**  
 Funding Cluster: **01 - Regular Agency Fund**

**Summary**


PARTICULARS	PREVIOUS REPORT	THIS MONTH	AS OF DATE
(1)	(2)	(3)	(4)
Total Disbursement Authorities Received	37,773,541.17	25,879,893.79	63,653,434.96
NCA	35,416,000.00	23,650,000.00	59,066,000.00
NTA	0.00	0.00	0.00
Working Fund	0.00	0.00	0.00
TRA	2,357,541.17	2,229,893.79	4,587,434.96
CDC	0.00	0.00	0.00
NCAA	0.00	0.00	0.00
Less: Notice of Transfer Allocations (NTA)* issued	0.00	0.00	0.00
Total Disbursements Authorities Available	37,773,541.17	25,879,893.79	63,653,434.96
Less	0.00	0.00	0.00
Lapsed NCA	0.00	0.00	0.00
Disbursements	25,925,657.61	37,727,736.15	63,653,393.76
Less: Other Non-Cash Disbursements	0.00	0.00	0.00
Disbursements effected through outright deductions from clair	0.00	0.00	0.00
Overpayment of expenses(e.g. personnel benefits)	0.00	0.00	0.00
Restitution for loss of government property	0.00	0.00	0.00
Liquidated damages and similar claims	0.00	0.00	0.00
Others (e.g. TEF, BTr, Docs Stamp, etc.)	0.00	0.00	0.00
Add/Less: Adjustments (e.g. cancelled/staled checks)	0.00	0.00	0.00
Balance of Disbursement Authorities as at date	11,847,883.56	-11,847,842.36	41.20
Total Disbursements Program	37,773,541.17	25,879,893.79	63,653,434.96
Less: * Actual Disbursements	25,925,657.61	37,727,736.15	63,653,393.76
(Over)/Under spending~	11,847,883.56	-11,847,842.36	41.20

Notes: \* The use of NTA is discouraged  
 Notes: \*\* Amounts should tally with the grand total disbursemnt (column 27).


Certified Correct:

  
**ARNOLD A. TANDING, CPA, MBA**  
 Agency Chief Accountant  
 Date : 2021-04-21

Recommending Approval:

  
**DANILO T. BUEN, MBA**  
 Director, FMS  
 Date : 2021-04-21

Approved By:

  
**EDUARDO T. BAGTANG, CPA, DBM**  
 Agency Head or Authorized Representative  
 Date : 2021-04-21

**MONTHLY REPORT OF DISBURSEMENTS**  
For the month of April 2021

Department : **State Universities and Colleges (SUCs)**  
 Agency : **Kalinga State University**  
 Operating Unit : **<not applicable>**  
 Organization Code: **08 019 0000000**  
 Funding Cluster: **01 - Regular Agency Fund**

PARTICULARS	CURRENT YEAR BUDGET					PRIOR YEAR'S BUDGET											Sub-Total	TRUST LIABILITIES				GRAND TOTAL					REMARKS	
						PRIOR YEAR'S ACCOUNTS PAYABLE					CURRENT YEAR'S ACCOUNTS PAYABLE							GRAND TOTAL										
	PS	MOOE	FinEx	CO	TOTAL	PS	MOOE	FinEx	CO	Sub-Total	PS	MOOE	FinEx	CO	Sub-Total	TOTAL		PS	MOOE	CO	TOTAL	PS	MOOE	FinEx	CO	TOTAL		
1	2	3	4	5	6=(2+3+4+5)	7	8	9	10	11=(7+8+9+10)	12	13	14	15	16=(12+13+14+15)	17=(11+16)	18=(6+17)	19	20	21	22=(19+20+21)	23	24	25	26	27=(23+24+25+26)	28	
CASH DISBURSEMENTS	14,119,838.82	1,450,743.59	0.00	110,105.52	15,680,687.93	0.00	49,597.44	0.00	12,344,342.51	12,393,939.95	0.00	0.00	0.00	0.00	0.00	12,393,939.95	28,074,627.88	0.00	0.00	0.00	0.00	14,119,838.82	1,500,341.03	0.00	12,454,448.03	28,074,627.88		
Notice of Cash Allocation (NCA)	14,119,838.82	1,450,743.59	0.00	110,105.52	15,680,687.93	0.00	49,597.44	0.00	12,344,342.51	12,393,939.95	0.00	0.00	0.00	0.00	0.00	12,393,939.95	28,074,627.88	0.00	0.00	0.00	0.00	14,119,838.82	1,500,341.03	0.00	12,454,448.03	28,074,627.88		
MDS Checks Issued	890,060.52	191,703.76	0.00	0.00	1,081,764.28	0.00	49,597.44	0.00	3,731,101.29	3,780,698.73	0.00	0.00	0.00	0.00	0.00	3,780,698.73	4,862,463.01	0.00	0.00	0.00	0.00	890,060.52	241,301.20	0.00	3,731,101.29	4,862,463.01		
Advice to Debit Account	13,229,778.30	1,259,039.83	0.00	110,105.52	14,598,923.65	0.00	0.00	0.00	8,613,241.22	8,613,241.22	0.00	0.00	0.00	0.00	0.00	8,613,241.22	23,212,164.87	0.00	0.00	0.00	0.00	13,229,778.30	1,259,039.83	0.00	8,723,346.74	23,212,164.87		
Notice of Transfer of Allocation (NTA)	0.00	0.00	0.00	0.00	0.00	0.00	0.00	0.00	0.00	0.00	0.00	0.00	0.00	0.00	0.00	0.00	0.00	0.00	0.00	0.00	0.00	0.00	0.00	0.00	0.00	0.00	0.00	
MDS Checks Issued	0.00	0.00	0.00	0.00	0.00	0.00	0.00	0.00	0.00	0.00	0.00	0.00	0.00	0.00	0.00	0.00	0.00	0.00	0.00	0.00	0.00	0.00	0.00	0.00	0.00	0.00	0.00	
Advice to Debit Account	0.00	0.00	0.00	0.00	0.00	0.00	0.00	0.00	0.00	0.00	0.00	0.00	0.00	0.00	0.00	0.00	0.00	0.00	0.00	0.00	0.00	0.00	0.00	0.00	0.00	0.00	0.00	
Working Fund for FAPs	0.00	0.00	0.00	0.00	0.00	0.00	0.00	0.00	0.00	0.00	0.00	0.00	0.00	0.00	0.00	0.00	0.00	0.00	0.00	0.00	0.00	0.00	0.00	0.00	0.00	0.00	0.00	
Cash Disbursement Ceiling (CDC)	0.00	0.00	0.00	0.00	0.00	0.00	0.00	0.00	0.00	0.00	0.00	0.00	0.00	0.00	0.00	0.00	0.00	0.00	0.00	0.00	0.00	0.00	0.00	0.00	0.00	0.00	0.00	
TOTAL CASH DISBURSEMENTS	14,119,838.82	1,450,743.59	0.00	110,105.52	15,680,687.93	0.00	49,597.44	0.00	12,344,342.51	12,393,939.95	0.00	0.00	0.00	0.00	0.00	12,393,939.95	28,074,627.88	0.00	0.00	0.00	0.00	14,119,838.82	1,500,341.03	0.00	12,454,448.03	28,074,627.88		
NON-CASH DISBURSEMENTS	1,181,870.85	47,531.55	0.00	0.00	1,229,402.40	0.00	0.00	0.00	1,118,751.47	1,118,751.47	0.00	0.00	0.00	0.00	0.00	1,118,751.47	2,348,153.87	0.00	0.00	0.00	0.00	1,181,870.85	47,531.55	0.00	1,118,751.47	2,348,153.87		
Tax Remittance Advices Issued (TRA)	1,181,870.85	47,531.55	0.00	0.00	1,229,402.40	0.00	0.00	0.00	1,118,751.47	1,118,751.47	0.00	0.00	0.00	0.00	0.00	1,118,751.47	2,348,153.87	0.00	0.00	0.00	0.00	1,181,870.85	47,531.55	0.00	1,118,751.47	2,348,153.87		
Non-Cash Availment Authority (NCAA)	0.00	0.00	0.00	0.00	0.00	0.00	0.00	0.00	0.00	0.00	0.00	0.00	0.00	0.00	0.00	0.00	0.00	0.00	0.00	0.00	0.00	0.00	0.00	0.00	0.00	0.00	0.00	
Disbursements effected through outright deductions from claims (please specify...)	0.00	0.00	0.00	0.00	0.00	0.00	0.00	0.00	0.00	0.00	0.00	0.00	0.00	0.00	0.00	0.00	0.00	0.00	0.00	0.00	0.00	0.00	0.00	0.00	0.00	0.00	0.00	
Overpayment of expenses(e.g. personnel benefits)	0.00	0.00	0.00	0.00	0.00	0.00	0.00	0.00	0.00	0.00	0.00	0.00	0.00	0.00	0.00	0.00	0.00	0.00	0.00	0.00	0.00	0.00	0.00	0.00	0.00	0.00	0.00	
Restitution for loss of government property	0.00	0.00	0.00	0.00	0.00	0.00	0.00	0.00	0.00	0.00	0.00	0.00	0.00	0.00	0.00	0.00	0.00	0.00	0.00	0.00	0.00	0.00	0.00	0.00	0.00	0.00	0.00	
Liquidated damages and similar claims	0.00	0.00	0.00	0.00	0.00	0.00	0.00	0.00	0.00	0.00	0.00	0.00	0.00	0.00	0.00	0.00	0.00	0.00	0.00	0.00	0.00	0.00	0.00	0.00	0.00	0.00	0.00	
Others(TEF, BTr-Documentary StampTax, etc.)	0.00	0.00	0.00	0.00	0.00	0.00	0.00	0.00	0.00	0.00	0.00	0.00	0.00	0.00	0.00	0.00	0.00	0.00	0.00	0.00	0.00	0.00	0.00	0.00	0.00	0.00	0.00	
TOTAL NON-CASH DISBURSEMENTS	1,181,870.85	47,531.55	0.00	0.00	1,229,402.40	0.00	0.00	0.00	1,118,751.47	1,118,751.47	0.00	0.00	0.00	0.00	0.00	1,118,751.47	2,348,153.87	0.00	0.00	0.00	0.00	1,181,870.85	47,531.55	0.00	1,118,751.47	2,348,153.87		
GRAND TOTAL	15,301,709.67	1,498,275.14	0.00	110,105.52	16,910,090.33	0.00	49,597.44	0.00	13,463,093.98	13,512,691.42	0.00	0.00	0.00	0.00	0.00	13,512,691.42	30,422,781.75	0.00	0.00	0.00	0.00	15,301,709.67	1,547,872.58	0.00	13,573,199.50	30,422,781.75		



**MONTHLY REPORT OF DISBURSEMENTS**  
For the month of April 2021

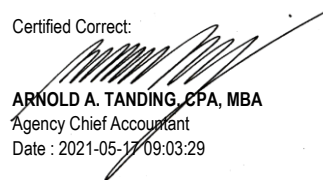
Department : **State Universities and Colleges (SUCs)**  
 Agency : **Kalinga State University**  
 Operating Unit : **<not applicable>**  
 Organization Code: **08 019 0000000**  
 Funding Cluster: **01 - Regular Agency Fund**

**Summary**


PARTICULARS	PREVIOUS REPORT	CURRENT MONTH	AS OF DATE
(1)	(2)	(3)	(4)
Total Disbursement Authorities Received	63,653,434.96	45,485,153.87	109,138,588.83
NCA	59,066,000.00	43,137,000.00	102,203,000.00
NTA	0.00	0.00	0.00
Working Fund	0.00	0.00	0.00
TRA	4,587,434.96	2,348,153.87	6,935,588.83
CDC	0.00	0.00	0.00
NCAA	0.00	0.00	0.00
Less: Notice of Transfer Allocations (NTA)* issued	0.00	0.00	0.00
Total Disbursements Authorities Available	63,653,434.96	45,485,153.87	109,138,588.83
Less	0.00	0.00	0.00
Lapsed NCA	0.00	0.00	0.00
Disbursements	63,653,393.76	30,422,781.75	94,076,175.51
Less: Other Non-Cash Disbursements	0.00	0.00	0.00
Disbursements effected through outright deductions from claims	0.00	0.00	0.00
Overpayment of expenses(e.g. personnel benefits)	0.00	0.00	0.00
Restitution for loss of government property	0.00	0.00	0.00
Liquidated damages and similar claims	0.00	0.00	0.00
Others (e.g. TEF, BTr, Docs Stamp, etc.)	0.00	0.00	0.00
Add/Less: Adjustments (e.g. cancelled/staled checks)	0.00	0.00	0.00
Balance of Disbursement Authorities as at date	41.20	15,062,372.12	15,062,413.32
Total Disbursements Program	63,653,434.96	45,485,153.87	109,138,588.83
Less: * Actual Disbursements	63,653,393.76	30,422,781.75	94,076,175.51
(Over)/Under spending~	41.20	15,062,372.12	15,062,413.32

Notes: \* The use of NTA is discouraged  
 Notes: \*\* Amounts should tally with the grand total disbursement (column 27).


Certified Correct:

  
**ARNOLD A. TANDING, CPA, MBA**  
 Agency Chief Accountant  
 Date : 2021-05-17 09:03:29

Recommending Approval:

  
**DANILO T. BUEN, MBA**  
 Director, FMS  
 Date : 2021-05-17 09:06:30

Approved By:

  
**EDUARDO T. BAGTANG, CPA, DBM**  
 Agency Head or Authorized Representative  
 Date : 2021-05-17 09:10:40

**MONTHLY REPORT OF DISBURSEMENTS**  
For the month of May 2021

Department : **State Universities and Colleges (SUCs)**  
 Agency : **Kalinga State University**  
 Operating Unit : **<not applicable>**  
 Organization Code: **08 019 0000000**  
 Funding Cluster: **01 - Regular Agency Fund**

PARTICULARS	CURRENT YEAR BUDGET					PRIOR YEAR'S BUDGET											Sub-Total	TRUST LIABILITIES				GRAND TOTAL					REMARKS	
						PRIOR YEAR'S ACCOUNTS PAYABLE					CURRENT YEAR'S ACCOUNTS PAYABLE							TOTAL					PS	MODE	CO	TOTAL		PS
	PS	MODE	FinEx	CO	TOTAL	PS	MODE	FinEx	CO	Sub-Total	PS	MODE	FinEx	CO	Sub-Total	TOTAL		PS	MODE	CO	TOTAL	PS	MODE	FinEx	CO	TOTAL		
1	2	3	4	5	6=(2+3+4+5)	7	8	9	10	11=(7+8+9+10)	12	13	14	15	16=(12+13+14+15)	17=(11+16)	18=(6+17)	19	20	21	22=(19+20+21)	23	24	25	26	27=(23+24+25+26)	28	
CASH DISBURSEMENTS	24,252,592.17	1,959,754.09	0.00	132,202.59	26,344,548.85	0.00	111,747.08	0.00	0.00	111,747.08	0.00	0.00	0.00	0.00	0.00	111,747.08	26,456,295.93	0.00	0.00	0.00	0.00	24,252,592.17	2,071,501.17	0.00	132,202.59	26,456,295.93		
Notice of Cash Allocation (NCA)	24,252,592.17	1,959,754.09	0.00	132,202.59	26,344,548.85	0.00	111,747.08	0.00	0.00	111,747.08	0.00	0.00	0.00	0.00	0.00	111,747.08	26,456,295.93	0.00	0.00	0.00	0.00	24,252,592.17	2,071,501.17	0.00	132,202.59	26,456,295.93		
MDS Checks Issued	490,650.15	555,655.97	0.00	0.00	1,046,306.12	0.00	34,683.34	0.00	0.00	34,683.34	0.00	0.00	0.00	0.00	0.00	34,683.34	1,080,989.46	0.00	0.00	0.00	0.00	490,650.15	590,339.31	0.00	0.00	1,080,989.46		
Advice to Debit Account	23,761,942.02	1,404,098.12	0.00	132,202.59	25,298,242.73	0.00	77,063.74	0.00	0.00	77,063.74	0.00	0.00	0.00	0.00	0.00	77,063.74	25,375,306.47	0.00	0.00	0.00	0.00	23,761,942.02	1,481,161.86	0.00	132,202.59	25,375,306.47		
Notice of Transfer of Allocation (NTA)	0.00	0.00	0.00	0.00	0.00	0.00	0.00	0.00	0.00	0.00	0.00	0.00	0.00	0.00	0.00	0.00	0.00	0.00	0.00	0.00	0.00	0.00	0.00	0.00	0.00	0.00	0.00	
MDS Checks Issued	0.00	0.00	0.00	0.00	0.00	0.00	0.00	0.00	0.00	0.00	0.00	0.00	0.00	0.00	0.00	0.00	0.00	0.00	0.00	0.00	0.00	0.00	0.00	0.00	0.00	0.00	0.00	
Advice to Debit Account	0.00	0.00	0.00	0.00	0.00	0.00	0.00	0.00	0.00	0.00	0.00	0.00	0.00	0.00	0.00	0.00	0.00	0.00	0.00	0.00	0.00	0.00	0.00	0.00	0.00	0.00	0.00	
Working Fund for FAPs	0.00	0.00	0.00	0.00	0.00	0.00	0.00	0.00	0.00	0.00	0.00	0.00	0.00	0.00	0.00	0.00	0.00	0.00	0.00	0.00	0.00	0.00	0.00	0.00	0.00	0.00	0.00	
Cash Disbursement Ceiling (CDC)	0.00	0.00	0.00	0.00	0.00	0.00	0.00	0.00	0.00	0.00	0.00	0.00	0.00	0.00	0.00	0.00	0.00	0.00	0.00	0.00	0.00	0.00	0.00	0.00	0.00	0.00	0.00	
TOTAL CASH DISBURSEMENTS	24,252,592.17	1,959,754.09	0.00	132,202.59	26,344,548.85	0.00	111,747.08	0.00	0.00	111,747.08	0.00	0.00	0.00	0.00	0.00	111,747.08	26,456,295.93	0.00	0.00	0.00	0.00	24,252,592.17	2,071,501.17	0.00	132,202.59	26,456,295.93		
NON-CASH DISBURSEMENTS	1,796,339.15	43,197.44	0.00	0.00	1,839,536.59	0.00	0.00	0.00	0.00	0.00	0.00	0.00	0.00	0.00	0.00	0.00	1,839,536.59	0.00	0.00	0.00	0.00	1,796,339.15	43,197.44	0.00	0.00	1,839,536.59		
Tax Remittance Advices Issued (TRA)	1,796,339.15	43,197.44	0.00	0.00	1,839,536.59	0.00	0.00	0.00	0.00	0.00	0.00	0.00	0.00	0.00	0.00	0.00	1,839,536.59	0.00	0.00	0.00	0.00	1,796,339.15	43,197.44	0.00	0.00	1,839,536.59		
Non-Cash Availment Authority (NCAA)	0.00	0.00	0.00	0.00	0.00	0.00	0.00	0.00	0.00	0.00	0.00	0.00	0.00	0.00	0.00	0.00	0.00	0.00	0.00	0.00	0.00	0.00	0.00	0.00	0.00	0.00	0.00	
Disbursements effected through outright deductions from claims (please specify...)	0.00	0.00	0.00	0.00	0.00	0.00	0.00	0.00	0.00	0.00	0.00	0.00	0.00	0.00	0.00	0.00	0.00	0.00	0.00	0.00	0.00	0.00	0.00	0.00	0.00	0.00	0.00	
Overpayment of expenses(e.g. personnel benefits)	0.00	0.00	0.00	0.00	0.00	0.00	0.00	0.00	0.00	0.00	0.00	0.00	0.00	0.00	0.00	0.00	0.00	0.00	0.00	0.00	0.00	0.00	0.00	0.00	0.00	0.00	0.00	
Restitution for loss of government property	0.00	0.00	0.00	0.00	0.00	0.00	0.00	0.00	0.00	0.00	0.00	0.00	0.00	0.00	0.00	0.00	0.00	0.00	0.00	0.00	0.00	0.00	0.00	0.00	0.00	0.00	0.00	
Liquidated damages and similar claims	0.00	0.00	0.00	0.00	0.00	0.00	0.00	0.00	0.00	0.00	0.00	0.00	0.00	0.00	0.00	0.00	0.00	0.00	0.00	0.00	0.00	0.00	0.00	0.00	0.00	0.00	0.00	
Others(TEF, BTr-Documentary StampTax, etc.)	0.00	0.00	0.00	0.00	0.00	0.00	0.00	0.00	0.00	0.00	0.00	0.00	0.00	0.00	0.00	0.00	0.00	0.00	0.00	0.00	0.00	0.00	0.00	0.00	0.00	0.00	0.00	
TOTAL NON-CASH DISBURSEMENTS	1,796,339.15	43,197.44	0.00	0.00	1,839,536.59	0.00	0.00	0.00	0.00	0.00	0.00	0.00	0.00	0.00	0.00	0.00	1,839,536.59	0.00	0.00	0.00	0.00	1,796,339.15	43,197.44	0.00	0.00	1,839,536.59		
GRAND TOTAL	26,048,931.32	2,002,951.53	0.00	132,202.59	28,184,085.44	0.00	111,747.08	0.00	0.00	111,747.08	0.00	0.00	0.00	0.00	0.00	111,747.08	28,295,832.52	0.00	0.00	0.00	0.00	26,048,931.32	2,114,698.61	0.00	132,202.59	28,295,832.52		

**MONTHLY REPORT OF DISBURSEMENTS**  
For the month of May 2021


Department : **State Universities and Colleges (SUCs)**  
 Agency : **Kalinga State University**  
 Operating Unit : **<not applicable>**  
 Organization Code: **08 019 0000000**  
 Funding Cluster: **01 - Regular Agency Fund**

**Summary**


PARTICULARS (1)	PREVIOUS REPORT (2)	CURRENT MONTH (3)	AS OF DATE (4)
Total Disbursement Authorities Received	109,138,588.83	30,950,536.59	140,089,125.42
NCA	102,203,000.00	29,111,000.00	131,314,000.00
NTA	0.00	0.00	0.00
Working Fund	0.00	0.00	0.00
TRA	6,935,588.83	1,839,536.59	8,775,125.42
CDC	0.00	0.00	0.00
NCAA	0.00	0.00	0.00
Less: Notice of Transfer Allocations (NTA)* issued	0.00	0.00	0.00
Total Disbursements Authorities Available	109,138,588.83	30,950,536.59	140,089,125.42
Less	0.00	0.00	0.00
Lapsed NCA	0.00	0.00	0.00
Disbursements	94,076,175.51	28,295,832.52	122,372,008.03
Less: Other Non-Cash Disbursements	0.00	0.00	0.00
Disbursements effected through outright deductions from claims	0.00	0.00	0.00
Overpayment of expenses(e.g. personnel benefits)	0.00	0.00	0.00
Restitution for loss of government property	0.00	0.00	0.00
Liquidated damages and similar claims	0.00	0.00	0.00
Others (e.g. TEF, BTr, Docs Stamp, etc.)	0.00	0.00	0.00
Add/Less: Adjustments (e.g. cancelled/staled checks)	0.00	0.00	0.00
Balance of Disbursement Authorities as at date	15,062,413.32	2,654,704.07	17,717,117.39
Total Disbursements Program	109,138,588.83	30,950,536.59	140,089,125.42
Less: * Actual Disbursements	94,076,175.51	28,295,832.52	122,372,008.03
(Over)/Under spending~	15,062,413.32	2,654,704.07	17,717,117.39

Notes: \* The use of NTA is discouraged  
 Notes: \*\* Amounts should tally with the grand total disbursement (column 27).


Certified Correct:

  
**ARNOLD A. TANDING, CPA, MBA**  
 Agency Chief Accountant  
 Date : 2021-06-17 13:49:53

Recommending Approval:

  
**DANILO T. BUEN, MBA**  
 Director, FMS  
 Date : 2021-06-17 13:52:38

Approved By:

  
**EDUARDO T. BAGTANG, CPA, DBM**  
 Agency Head or Authorized Representative  
 Date : 2021-06-17 13:56:55

**MONTHLY REPORT OF DISBURSEMENTS**  
For the month of June 2021

Department : **State Universities and Colleges (SUCs)**  
 Agency : **Kalinga State University**  
 Operating Unit : **<not applicable>**  
 Organization Code: **08 019 0000000**  
 Funding Cluster: **01 - Regular Agency Fund**

PARTICULARS	CURRENT YEAR BUDGET					PRIOR YEAR'S BUDGET											Sub-Total	TRUST LIABILITIES				GRAND TOTAL					REMARKS	
						PRIOR YEAR'S ACCOUNTS PAYABLE					CURRENT YEAR'S ACCOUNTS PAYABLE							TOTAL	PS	MOOE	CO	TOTAL	PS	MOOE	FinEx	CO		TOTAL
	PS	MOOE	FinEx	CO	TOTAL	PS	MOOE	FinEx	CO	Sub-Total	PS	MOOE	FinEx	CO	Sub-Total	TOTAL		PS	MOOE	CO	TOTAL	PS	MOOE	FinEx	CO	TOTAL		
1	2	3	4	5	6=(2+3+4+5)	7	8	9	10	11=(7+8+9+10)	12	13	14	15	16=(12+13+14+15)	17=(11+16)	18=(6+17)	19	20	21	22=(19+20+21)	23	24	25	26	27=(23+24+25+26)	28	
CASH DISBURSEMENTS	11,947,906.46	2,892,727.96	0.00	2,559,421.98	17,400,056.40	0.00	154,598.36	0.00	16,240,665.20	16,395,263.56	0.00	0.00	0.00	0.00	0.00	16,395,263.56	33,795,319.96	0.00	0.00	0.00	0.00	11,947,906.46	3,047,326.32	0.00	18,800,087.18	33,795,319.96		
Notice of Cash Allocation (NCA)	11,947,906.46	2,892,727.96	0.00	2,559,421.98	17,400,056.40	0.00	154,598.36	0.00	16,240,665.20	16,395,263.56	0.00	0.00	0.00	0.00	0.00	16,395,263.56	33,795,319.96	0.00	0.00	0.00	0.00	11,947,906.46	3,047,326.32	0.00	18,800,087.18	33,795,319.96		
MDS Checks Issued	496,485.79	805,137.78	0.00	2,559,421.98	3,861,045.55	0.00	0.00	0.00	12,885,808.98	12,885,808.98	0.00	0.00	0.00	0.00	0.00	12,885,808.98	16,746,854.53	0.00	0.00	0.00	0.00	496,485.79	805,137.78	0.00	15,445,230.96	16,746,854.53		
Advice to Debit Account	11,451,420.67	2,087,590.18	0.00	0.00	13,539,010.85	0.00	154,598.36	0.00	3,354,856.22	3,509,454.58	0.00	0.00	0.00	0.00	0.00	3,509,454.58	17,048,465.43	0.00	0.00	0.00	0.00	11,451,420.67	2,242,188.54	0.00	3,354,856.22	17,048,465.43		
Notice of Transfer of Allocation (NTA)	0.00	0.00	0.00	0.00	0.00	0.00	0.00	0.00	0.00	0.00	0.00	0.00	0.00	0.00	0.00	0.00	0.00	0.00	0.00	0.00	0.00	0.00	0.00	0.00	0.00	0.00	0.00	
MDS Checks Issued	0.00	0.00	0.00	0.00	0.00	0.00	0.00	0.00	0.00	0.00	0.00	0.00	0.00	0.00	0.00	0.00	0.00	0.00	0.00	0.00	0.00	0.00	0.00	0.00	0.00	0.00	0.00	
Advice to Debit Account	0.00	0.00	0.00	0.00	0.00	0.00	0.00	0.00	0.00	0.00	0.00	0.00	0.00	0.00	0.00	0.00	0.00	0.00	0.00	0.00	0.00	0.00	0.00	0.00	0.00	0.00	0.00	
Working Fund for FAPs	0.00	0.00	0.00	0.00	0.00	0.00	0.00	0.00	0.00	0.00	0.00	0.00	0.00	0.00	0.00	0.00	0.00	0.00	0.00	0.00	0.00	0.00	0.00	0.00	0.00	0.00	0.00	
Cash Disbursement Ceiling (CDC)	0.00	0.00	0.00	0.00	0.00	0.00	0.00	0.00	0.00	0.00	0.00	0.00	0.00	0.00	0.00	0.00	0.00	0.00	0.00	0.00	0.00	0.00	0.00	0.00	0.00	0.00	0.00	
TOTAL CASH DISBURSEMENTS	11,947,906.46	2,892,727.96	0.00	2,559,421.98	17,400,056.40	0.00	154,598.36	0.00	16,240,665.20	16,395,263.56	0.00	0.00	0.00	0.00	0.00	16,395,263.56	33,795,319.96	0.00	0.00	0.00	0.00	11,947,906.46	3,047,326.32	0.00	18,800,087.18	33,795,319.96		
NON-CASH DISBURSEMENTS	1,356,477.38	53,653.78	0.00	261.00	1,410,392.16	0.00	8,049.64	0.00	1,316,115.87	1,324,165.51	0.00	0.00	0.00	0.00	0.00	1,324,165.51	2,734,557.67	0.00	0.00	0.00	0.00	1,356,477.38	61,703.42	0.00	1,316,376.87	2,734,557.67		
Tax Remittance Advices Issued (TRA)	1,356,477.38	53,653.78	0.00	261.00	1,410,392.16	0.00	8,049.64	0.00	1,316,115.87	1,324,165.51	0.00	0.00	0.00	0.00	0.00	1,324,165.51	2,734,557.67	0.00	0.00	0.00	0.00	1,356,477.38	61,703.42	0.00	1,316,376.87	2,734,557.67		
Non-Cash Availment Authority (NCAA)	0.00	0.00	0.00	0.00	0.00	0.00	0.00	0.00	0.00	0.00	0.00	0.00	0.00	0.00	0.00	0.00	0.00	0.00	0.00	0.00	0.00	0.00	0.00	0.00	0.00	0.00	0.00	
Disbursements effected through outright deductions from claims (please specify...)	0.00	0.00	0.00	0.00	0.00	0.00	0.00	0.00	0.00	0.00	0.00	0.00	0.00	0.00	0.00	0.00	0.00	0.00	0.00	0.00	0.00	0.00	0.00	0.00	0.00	0.00	0.00	
Overpayment of expenses(e.g. personnel benefits)	0.00	0.00	0.00	0.00	0.00	0.00	0.00	0.00	0.00	0.00	0.00	0.00	0.00	0.00	0.00	0.00	0.00	0.00	0.00	0.00	0.00	0.00	0.00	0.00	0.00	0.00	0.00	
Restitution for loss of government property	0.00	0.00	0.00	0.00	0.00	0.00	0.00	0.00	0.00	0.00	0.00	0.00	0.00	0.00	0.00	0.00	0.00	0.00	0.00	0.00	0.00	0.00	0.00	0.00	0.00	0.00	0.00	
Liquidated damages and similar claims	0.00	0.00	0.00	0.00	0.00	0.00	0.00	0.00	0.00	0.00	0.00	0.00	0.00	0.00	0.00	0.00	0.00	0.00	0.00	0.00	0.00	0.00	0.00	0.00	0.00	0.00	0.00	
Others(TEF, BTr-Documentary StampTax, etc.)	0.00	0.00	0.00	0.00	0.00	0.00	0.00	0.00	0.00	0.00	0.00	0.00	0.00	0.00	0.00	0.00	0.00	0.00	0.00	0.00	0.00	0.00	0.00	0.00	0.00	0.00	0.00	
TOTAL NON-CASH DISBURSEMENTS	1,356,477.38	53,653.78	0.00	261.00	1,410,392.16	0.00	8,049.64	0.00	1,316,115.87	1,324,165.51	0.00	0.00	0.00	0.00	0.00	1,324,165.51	2,734,557.67	0.00	0.00	0.00	0.00	1,356,477.38	61,703.42	0.00	1,316,376.87	2,734,557.67		
GRAND TOTAL	13,304,383.84	2,946,381.74	0.00	2,559,682.98	18,810,448.56	0.00	162,648.00	0.00	17,556,781.07	17,719,429.07	0.00	0.00	0.00	0.00	0.00	17,719,429.07	36,529,877.63	0.00	0.00	0.00	0.00	13,304,383.84	3,109,029.74	0.00	20,116,464.05	36,529,877.63		

MONTHLY REPORT OF DISBURSEMENTS  
For the month of June 2021

Department : State Universities and Colleges (SUCs)  
 Agency : Kalinga State University  
 Operating Unit : <not applicable>  
 Organization Code: 08 019 0000000  
 Funding Cluster: 01 - Regular Agency Fund


Summary

PARTICULARS	PREVIOUS REPORT	CURRENT MONTH	AS OF DATE
(1)	(2)	(3)	(4)
Total Disbursement Authorities Received	140,089,125.42	20,225,557.67	160,314,683.09
NCA	131,314,000.00	17,491,000.00	148,805,000.00
NTA	0.00	0.00	0.00
Working Fund	0.00	0.00	0.00
TRA	8,775,125.42	2,734,557.67	11,509,683.09
CDC	0.00	0.00	0.00
NCAA	0.00	0.00	0.00
Less: Notice of Transfer Allocations (NTA)* issued	0.00	0.00	0.00
Total Disbursements Authorities Available	140,089,125.42	20,225,557.67	160,314,683.09
Less	0.00	0.00	0.00
Lapsed NCA	0.00	0.00	0.00
Disbursements	122,372,008.03	36,529,877.63	158,901,885.66
Less: Other Non-Cash Disbursements	0.00	0.00	0.00
Disbursements effected through outright deductions from claim:	0.00	0.00	0.00
Overpayment of expenses(e.g. personnel benefits)	0.00	0.00	0.00
Restitution for loss of government property	0.00	0.00	0.00
Liquidated damages and similar claims	0.00	0.00	0.00
Others (e.g. TEF, BTr, Docs Stamp, etc.)	0.00	0.00	0.00
Add/Less: Adjustments (e.g. cancelled/staled checks)	0.00	0.00	0.00
Balance of Disbursement Authorities as at date	17,717,117.39	-16,304,319.96	1,412,797.43
Total Disbursements Program	140,089,125.42	20,225,557.67	160,314,683.09
Less: * Actual Disbursements	122,372,008.03	36,529,877.63	158,901,885.66
(Over)/Under spending~	17,717,117.39	-16,304,319.96	1,412,797.43


Notes: \* The use of NTA is discouraged

Notes: \*\* Amounts should tally with the grand total disbursemnt (column 27).


Certified Correct:

  
**ARNOLD A. TANDING, CPA, MBA**  
 Agency Chief Accountant  
 Date : 2021-07-08 10:44:49

Recommending Approval:

  
**DANILO T. BUEN, MBA**  
 Director, FMS  
 Date : 2021-07-08 10:47:49

Approved By:

  
**EDUARDO T. BACTANG, CPA, DBM**  
 Agency Head or Authorized Representative  
 Date : 2021-07-08 11:00:41

**MONTHLY REPORT OF DISBURSEMENTS**  
For the month of July 2021

Department : **State Universities and Colleges (SUCs)**  
 Agency : **Kalinga State University**  
 Operating Unit : **<not applicable>**  
 Organization Code: **08 019 0000000**  
 Funding Cluster: **01 - Regular Agency Fund**

PARTICULARS	CURRENT YEAR BUDGET					PRIOR YEAR'S BUDGET											Sub-Total	TRUST LIABILITIES				GRAND TOTAL					REMARKS
						PRIOR YEAR'S ACCOUNTS PAYABLE					CURRENT YEAR'S ACCOUNTS PAYABLE							TOTAL	PS	MODE	CO	TOTAL	PS	MODE	FinEx	CO	
	PS	MODE	FinEx	CO	TOTAL	PS	MODE	FinEx	CO	Sub-Total	PS	MODE	FinEx	CO	Sub-Total	TOTAL		18=(6+17)	19	20	21	22=(19+20+21)	23	24	25	26	
CASH DISBURSEMENTS	9,521,050.49	1,867,507.96	0.00	0.00	11,388,558.45	0.00	0.00	0.00	2,816,632.06	2,816,632.06	0.00	0.00	0.00	0.00	0.00	2,816,632.06	14,205,190.51	0.00	0.00	0.00	0.00	9,521,050.49	1,867,507.96	0.00	2,816,632.06	14,205,190.51	
Notice of Cash Allocation (NCA)	9,521,050.49	1,867,507.96	0.00	0.00	11,388,558.45	0.00	0.00	0.00	2,816,632.06	2,816,632.06	0.00	0.00	0.00	0.00	0.00	2,816,632.06	14,205,190.51	0.00	0.00	0.00	0.00	9,521,050.49	1,867,507.96	0.00	2,816,632.06	14,205,190.51	
MDS Checks Issued	191,174.01	746,034.66	0.00	0.00	937,208.67	0.00	0.00	0.00	2,816,632.06	2,816,632.06	0.00	0.00	0.00	0.00	0.00	2,816,632.06	3,753,840.73	0.00	0.00	0.00	0.00	191,174.01	746,034.66	0.00	2,816,632.06	3,753,840.73	
Advice to Debit Account	9,329,876.48	1,121,473.30	0.00	0.00	10,451,349.78	0.00	0.00	0.00	0.00	0.00	0.00	0.00	0.00	0.00	0.00	0.00	10,451,349.78	0.00	0.00	0.00	0.00	9,329,876.48	1,121,473.30	0.00	0.00	10,451,349.78	
Notice of Transfer of Allocation (NTA)	0.00	0.00	0.00	0.00	0.00	0.00	0.00	0.00	0.00	0.00	0.00	0.00	0.00	0.00	0.00	0.00	0.00	0.00	0.00	0.00	0.00	0.00	0.00	0.00	0.00	0.00	
MDS Checks Issued	0.00	0.00	0.00	0.00	0.00	0.00	0.00	0.00	0.00	0.00	0.00	0.00	0.00	0.00	0.00	0.00	0.00	0.00	0.00	0.00	0.00	0.00	0.00	0.00	0.00	0.00	
Advice to Debit Account	0.00	0.00	0.00	0.00	0.00	0.00	0.00	0.00	0.00	0.00	0.00	0.00	0.00	0.00	0.00	0.00	0.00	0.00	0.00	0.00	0.00	0.00	0.00	0.00	0.00	0.00	
Working Fund for FAPs	0.00	0.00	0.00	0.00	0.00	0.00	0.00	0.00	0.00	0.00	0.00	0.00	0.00	0.00	0.00	0.00	0.00	0.00	0.00	0.00	0.00	0.00	0.00	0.00	0.00	0.00	
Cash Disbursement Ceiling (CDC)	0.00	0.00	0.00	0.00	0.00	0.00	0.00	0.00	0.00	0.00	0.00	0.00	0.00	0.00	0.00	0.00	0.00	0.00	0.00	0.00	0.00	0.00	0.00	0.00	0.00	0.00	
TOTAL CASH DISBURSEMENTS	9,521,050.49	1,867,507.96	0.00	0.00	11,388,558.45	0.00	0.00	0.00	2,816,632.06	2,816,632.06	0.00	0.00	0.00	0.00	0.00	2,816,632.06	14,205,190.51	0.00	0.00	0.00	0.00	9,521,050.49	1,867,507.96	0.00	2,816,632.06	14,205,190.51	
NON-CASH DISBURSEMENTS	1,287,549.92	108,789.86	0.00	0.00	1,396,339.78	0.00	0.00	0.00	181,722.45	181,722.45	0.00	0.00	0.00	0.00	0.00	181,722.45	1,578,062.23	0.00	0.00	0.00	0.00	1,287,549.92	108,789.86	0.00	181,722.45	1,578,062.23	
Tax Remittance Advices Issued (TRA)	1,287,549.92	108,789.86	0.00	0.00	1,396,339.78	0.00	0.00	0.00	181,722.45	181,722.45	0.00	0.00	0.00	0.00	0.00	181,722.45	1,578,062.23	0.00	0.00	0.00	0.00	1,287,549.92	108,789.86	0.00	181,722.45	1,578,062.23	
Non-Cash Availment Authority (NCAA)	0.00	0.00	0.00	0.00	0.00	0.00	0.00	0.00	0.00	0.00	0.00	0.00	0.00	0.00	0.00	0.00	0.00	0.00	0.00	0.00	0.00	0.00	0.00	0.00	0.00	0.00	
Disbursements effected through outright deductions from claims (please specify...)	0.00	0.00	0.00	0.00	0.00	0.00	0.00	0.00	0.00	0.00	0.00	0.00	0.00	0.00	0.00	0.00	0.00	0.00	0.00	0.00	0.00	0.00	0.00	0.00	0.00	0.00	
Overpayment of expenses (e.g. personnel benefits)	0.00	0.00	0.00	0.00	0.00	0.00	0.00	0.00	0.00	0.00	0.00	0.00	0.00	0.00	0.00	0.00	0.00	0.00	0.00	0.00	0.00	0.00	0.00	0.00	0.00	0.00	
Restitution for loss of government property	0.00	0.00	0.00	0.00	0.00	0.00	0.00	0.00	0.00	0.00	0.00	0.00	0.00	0.00	0.00	0.00	0.00	0.00	0.00	0.00	0.00	0.00	0.00	0.00	0.00	0.00	
Liquidated damages and similar claims	0.00	0.00	0.00	0.00	0.00	0.00	0.00	0.00	0.00	0.00	0.00	0.00	0.00	0.00	0.00	0.00	0.00	0.00	0.00	0.00	0.00	0.00	0.00	0.00	0.00	0.00	
Others (TEF, BTR-Documentary Stamp Tax, etc.)	0.00	0.00	0.00	0.00	0.00	0.00	0.00	0.00	0.00	0.00	0.00	0.00	0.00	0.00	0.00	0.00	0.00	0.00	0.00	0.00	0.00	0.00	0.00	0.00	0.00	0.00	
TOTAL NON-CASH DISBURSEMENTS	1,287,549.92	108,789.86	0.00	0.00	1,396,339.78	0.00	0.00	0.00	181,722.45	181,722.45	0.00	0.00	0.00	0.00	0.00	181,722.45	1,578,062.23	0.00	0.00	0.00	0.00	1,287,549.92	108,789.86	0.00	181,722.45	1,578,062.23	
GRAND TOTAL	10,808,600.41	1,976,297.82	0.00	0.00	12,784,898.23	0.00	0.00	0.00	2,998,354.51	2,998,354.51	0.00	0.00	0.00	0.00	0.00	2,998,354.51	15,783,252.74	0.00	0.00	0.00	0.00	10,808,600.41	1,976,297.82	0.00	2,998,354.51	15,783,252.74	

**MONTHLY REPORT OF DISBURSEMENTS**  
For the month of July 2021

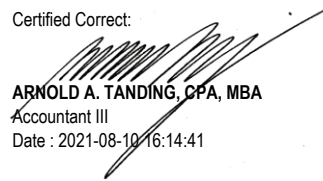
Department : **State Universities and Colleges (SUCs)**  
 Agency : **Kalinga State University**  
 Operating Unit : **<not applicable>**  
 Organization Code: **08 019 0000000**  
 Funding Cluster: **01 - Regular Agency Fund**

**Summary**


PARTICULARS (1)	PREVIOUS REPORT (2)	CURRENT MONTH (3)	AS OF DATE (4)
Total Disbursement Authorities Received	160,314,683.09	33,920,062.23	194,234,745.32
NCA	148,805,000.00	32,342,000.00	181,147,000.00
NTA	0.00	0.00	0.00
Working Fund	0.00	0.00	0.00
TRA	11,509,683.09	1,578,062.23	13,087,745.32
CDC	0.00	0.00	0.00
NCAA	0.00	0.00	0.00
Less: Notice of Transfer Allocations (NTA)* issued	0.00	0.00	0.00
Total Disbursements Authorities Available	160,314,683.09	33,920,062.23	194,234,745.32
Less	0.00	0.00	0.00
Lapsed NCA	0.00	0.00	0.00
Disbursements	158,901,885.66	15,783,252.74	174,685,138.40
Less: Other Non-Cash Disbursements	0.00	0.00	0.00
Disbursements effected through outright deductions from claims	0.00	0.00	0.00
Overpayment of expenses(e.g. personnel benefits)	0.00	0.00	0.00
Restitution for loss of government property	0.00	0.00	0.00
Liquidated damages and similar claims	0.00	0.00	0.00
Others (e.g. TEF, BTr, Docs Stamp, etc.)	0.00	0.00	0.00
Add/Less: Adjustments (e.g. cancelled/staled checks)	0.00	0.00	0.00
Balance of Disbursement Authorities as at date	1,412,797.43	18,136,809.49	19,549,606.92
Total Disbursements Program	160,314,683.09	33,920,062.23	194,234,745.32
Less: * Actual Disbursements	158,901,885.66	15,783,252.74	174,685,138.40
(Over)/Under spending~	1,412,797.43	18,136,809.49	19,549,606.92

Notes: \* The use of NTA is discouraged  
 Notes: \*\* Amounts should tally with the grand total disbursement (column 27).

Certified Correct:

  
**ARNOLD A. TANDING, CPA, MBA**  
 Accountant III  
 Date : 2021-08-10 16:14:41

Recommending Approval:  
  
**DANILO T. BUEN, MBA**  
 Director, FMS  
 Date : 2021-08-10 16:16:37

Approved By:  
  
**EDUARDO T. BAGTANG, CPA, DBM**  
 SUC President III  
 Date : 2021-08-10 16:20:03

**MONTHLY REPORT OF DISBURSEMENTS**  
For the month of August 2021

Department : **State Universities and Colleges (SUCs)**  
 Agency : **Kalinga State University**  
 Operating Unit : **<not applicable>**  
 Organization Code: **08 019 0000000**  
 Funding Cluster: **01 - Regular Agency Fund**

PARTICULARS	CURRENT YEAR BUDGET					PRIOR YEAR'S BUDGET											Sub-Total	TRUST LIABILITIES				GRAND TOTAL					REMARKS	
						PRIOR YEAR'S ACCOUNTS PAYABLE					CURRENT YEAR'S ACCOUNTS PAYABLE							TOTAL	PS	MODE	CO	TOTAL	PS	MODE	FinEx	CO		TOTAL
	PS	MODE	FinEx	CO	TOTAL	PS	MODE	FinEx	CO	Sub-Total	PS	MODE	FinEx	CO	Sub-Total	TOTAL		18=(6+17)										
CASH DISBURSEMENTS	17,796,839.37	1,648,013.22	0.00	19,939.92	19,464,792.51	0.00	0.00	0.00	1,177,869.37	1,177,869.37	0.00	0.00	0.00	0.00	0.00	1,177,869.37	20,642,661.88	0.00	0.00	0.00	0.00	17,796,839.37	1,648,013.22	0.00	1,197,809.29	20,642,661.88		
Notice of Cash Allocation (NCA)	17,796,839.37	1,648,013.22	0.00	19,939.92	19,464,792.51	0.00	0.00	0.00	1,177,869.37	1,177,869.37	0.00	0.00	0.00	0.00	0.00	1,177,869.37	20,642,661.88	0.00	0.00	0.00	0.00	17,796,839.37	1,648,013.22	0.00	1,197,809.29	20,642,661.88		
MDS Checks Issued	177,020.06	547,234.07	0.00	0.00	724,254.13	0.00	0.00	0.00	1,177,869.37	1,177,869.37	0.00	0.00	0.00	0.00	0.00	1,177,869.37	1,902,123.50	0.00	0.00	0.00	0.00	177,020.06	547,234.07	0.00	1,177,869.37	1,902,123.50		
Advice to Debit Account	17,619,819.31	1,100,779.15	0.00	19,939.92	18,740,538.38	0.00	0.00	0.00	0.00	0.00	0.00	0.00	0.00	0.00	0.00	0.00	18,740,538.38	0.00	0.00	0.00	0.00	17,619,819.31	1,100,779.15	0.00	19,939.92	18,740,538.38		
Notice of Transfer of Allocation (NTA)	0.00	0.00	0.00	0.00	0.00	0.00	0.00	0.00	0.00	0.00	0.00	0.00	0.00	0.00	0.00	0.00	0.00	0.00	0.00	0.00	0.00	0.00	0.00	0.00	0.00	0.00	0.00	
MDS Checks Issued	0.00	0.00	0.00	0.00	0.00	0.00	0.00	0.00	0.00	0.00	0.00	0.00	0.00	0.00	0.00	0.00	0.00	0.00	0.00	0.00	0.00	0.00	0.00	0.00	0.00	0.00	0.00	
Advice to Debit Account	0.00	0.00	0.00	0.00	0.00	0.00	0.00	0.00	0.00	0.00	0.00	0.00	0.00	0.00	0.00	0.00	0.00	0.00	0.00	0.00	0.00	0.00	0.00	0.00	0.00	0.00	0.00	
Working Fund for FAPs	0.00	0.00	0.00	0.00	0.00	0.00	0.00	0.00	0.00	0.00	0.00	0.00	0.00	0.00	0.00	0.00	0.00	0.00	0.00	0.00	0.00	0.00	0.00	0.00	0.00	0.00	0.00	
Cash Disbursement Ceiling (CDC)	0.00	0.00	0.00	0.00	0.00	0.00	0.00	0.00	0.00	0.00	0.00	0.00	0.00	0.00	0.00	0.00	0.00	0.00	0.00	0.00	0.00	0.00	0.00	0.00	0.00	0.00	0.00	
TOTAL CASH DISBURSEMENTS	17,796,839.37	1,648,013.22	0.00	19,939.92	19,464,792.51	0.00	0.00	0.00	1,177,869.37	1,177,869.37	0.00	0.00	0.00	0.00	0.00	1,177,869.37	20,642,661.88	0.00	0.00	0.00	0.00	17,796,839.37	1,648,013.22	0.00	1,197,809.29	20,642,661.88		
NON-CASH DISBURSEMENTS	1,468,558.35	63,013.31	0.00	0.00	1,531,571.66	0.00	0.00	0.00	107,981.50	107,981.50	0.00	0.00	0.00	0.00	0.00	107,981.50	1,639,553.16	0.00	0.00	0.00	0.00	1,468,558.35	63,013.31	0.00	107,981.50	1,639,553.16		
Tax Remittance Advices Issued (TRA)	1,468,558.35	63,013.31	0.00	0.00	1,531,571.66	0.00	0.00	0.00	107,981.50	107,981.50	0.00	0.00	0.00	0.00	0.00	107,981.50	1,639,553.16	0.00	0.00	0.00	0.00	1,468,558.35	63,013.31	0.00	107,981.50	1,639,553.16		
Non-Cash Availment Authority (NCAA)	0.00	0.00	0.00	0.00	0.00	0.00	0.00	0.00	0.00	0.00	0.00	0.00	0.00	0.00	0.00	0.00	0.00	0.00	0.00	0.00	0.00	0.00	0.00	0.00	0.00	0.00	0.00	
Disbursements effected through outright deductions from claims (please specify...)	0.00	0.00	0.00	0.00	0.00	0.00	0.00	0.00	0.00	0.00	0.00	0.00	0.00	0.00	0.00	0.00	0.00	0.00	0.00	0.00	0.00	0.00	0.00	0.00	0.00	0.00	0.00	
Overpayment of expenses(e.g. personnel benefits)	0.00	0.00	0.00	0.00	0.00	0.00	0.00	0.00	0.00	0.00	0.00	0.00	0.00	0.00	0.00	0.00	0.00	0.00	0.00	0.00	0.00	0.00	0.00	0.00	0.00	0.00	0.00	
Restitution for loss of government property	0.00	0.00	0.00	0.00	0.00	0.00	0.00	0.00	0.00	0.00	0.00	0.00	0.00	0.00	0.00	0.00	0.00	0.00	0.00	0.00	0.00	0.00	0.00	0.00	0.00	0.00	0.00	
Liquidated damages and similar claims	0.00	0.00	0.00	0.00	0.00	0.00	0.00	0.00	0.00	0.00	0.00	0.00	0.00	0.00	0.00	0.00	0.00	0.00	0.00	0.00	0.00	0.00	0.00	0.00	0.00	0.00	0.00	
Others(TEF, BTr-Documentary StampTax, etc.)	0.00	0.00	0.00	0.00	0.00	0.00	0.00	0.00	0.00	0.00	0.00	0.00	0.00	0.00	0.00	0.00	0.00	0.00	0.00	0.00	0.00	0.00	0.00	0.00	0.00	0.00	0.00	
TOTAL NON-CASH DISBURSEMENTS	1,468,558.35	63,013.31	0.00	0.00	1,531,571.66	0.00	0.00	0.00	107,981.50	107,981.50	0.00	0.00	0.00	0.00	0.00	107,981.50	1,639,553.16	0.00	0.00	0.00	0.00	1,468,558.35	63,013.31	0.00	107,981.50	1,639,553.16		
GRAND TOTAL	19,265,397.72	1,711,026.53	0.00	19,939.92	20,996,364.17	0.00	0.00	0.00	1,285,850.87	1,285,850.87	0.00	0.00	0.00	0.00	0.00	1,285,850.87	22,282,215.04	0.00	0.00	0.00	0.00	19,265,397.72	1,711,026.53	0.00	1,305,790.79	22,282,215.04		



**MONTHLY REPORT OF DISBURSEMENTS**  
For the month of August 2021

Department : **State Universities and Colleges (SUCs)**  
 Agency : **Kalinga State University**  
 Operating Unit : **<not applicable>**  
 Organization Code: **08 019 0000000**  
 Funding Cluster: **01 - Regular Agency Fund**


**Summary**


PARTICULARS (1)	PREVIOUS REPORT (2)	CURRENT MONTH (3)	AS OF DATE (4)
Total Disbursement Authorities Received	194,234,745.32	19,130,553.16	213,365,298.48
NCA	181,147,000.00	17,491,000.00	198,638,000.00
NTA	0.00	0.00	0.00
Working Fund	0.00	0.00	0.00
TRA	13,087,745.32	1,639,553.16	14,727,298.48
CDC	0.00	0.00	0.00
NCAA	0.00	0.00	0.00
Less: Notice of Transfer Allocations (NTA)* issued	0.00	0.00	0.00
Total Disbursements Authorities Available	194,234,745.32	19,130,553.16	213,365,298.48
Less	0.00	0.00	0.00
Lapsed NCA	0.00	0.00	0.00
Disbursements	174,685,138.40	22,282,215.04	196,967,353.44
Less: Other Non-Cash Disbursements	0.00	0.00	0.00
Disbursements effected through outright deductions from claims	0.00	0.00	0.00
Overpayment of expenses(e.g. personnel benefits)	0.00	0.00	0.00
Restitution for loss of government property	0.00	0.00	0.00
Liquidated damages and similar claims	0.00	0.00	0.00
Others (e.g. TEF, BTr, Docs Stamp, etc.)	0.00	0.00	0.00
Add/Less: Adjustments (e.g. cancelled/staled checks)	0.00	0.00	0.00
Balance of Disbursement Authorities as at date	19,549,606.92	-3,151,661.88	16,397,945.04
Total Disbursements Program	194,234,745.32	19,130,553.16	213,365,298.48
Less: * Actual Disbursements	174,685,138.40	22,282,215.04	196,967,353.44
(Over)/Under spending~	19,549,606.92	-3,151,661.88	16,397,945.04

Notes: \* The use of NTA is discouraged  
 Notes: \*\* Amounts should tally with the grand total disbursement (column 27).

Certified Correct:

  
**ARNOLD A. TANDING, CPA, MBA**  
 Accountant III  
 Date : 2021-09-28 15:46:08

Recommending Approval:  
  
**DANILO T. BUEN, MBA**  
 Director, FMS  
 Date : 2021-09-28 15:53:05

Approved By:  
  
**EDUARDO T. BAGTANG, CPA, DBM**  
 SUC President III  
 Date : 2021-09-28 15:59:21

**MONTHLY REPORT OF DISBURSEMENTS**  
For the month of September 2021

Department : **State Universities and Colleges (SUCs)**  
 Agency : **Kalinga State University**  
 Operating Unit : **<not applicable>**  
 Organization Code: **08 019 0000000**  
 Funding Cluster: **01 - Regular Agency Fund**

Particulars	Current Year Budget					Prior Year's Budget											SUB-TOTAL	Trust Liabilities				Grand Total					Remarks	
	PS	MODE	FinEx	CO	TOTAL	Prior Year's Accounts Payable					Current Year's Accounts Payable					TOTAL		PS	MODE	CO	TOTAL	PS	MODE	FinEx	CO	TOTAL		
						PS	MODE	FinEx	CO	Sub-Total	PS	MODE	FinEx	CO	Sub-Total													PS
1	2	3	4	5	6=(2+3+4+5)	7	8	9	10	11=(7+8+9+10)	12	13	14	15	16=(12+13+14+15)	17=(11+16)	18=(6+17)	19	20	21	22=(19+20+21)	23	24	25	26	27=(23+24+25+26)	28	
CASH DISBURSEMENTS	13,919,896.60	905,027.55	0.00	8,389,830.81	23,214,754.96	0.00	0.00	0.00	4,362,385.14	4,362,385.14	0.00	0.00	0.00	0.00	0.00	4,362,385.14	27,577,140.10	0.00	0.00	0.00	0.00	13,919,896.60	905,027.55	0.00	12,752,215.95	27,577,140.10		
Notice of Cash Allocation (NCA)	13,919,896.60	905,027.55	0.00	8,389,830.81	23,214,754.96	0.00	0.00	0.00	4,362,385.14	4,362,385.14	0.00	0.00	0.00	0.00	0.00	4,362,385.14	27,577,140.10	0.00	0.00	0.00	0.00	13,919,896.60	905,027.55	0.00	12,752,215.95	27,577,140.10		
MDS Checks Issued	231,990.94	151,366.82	0.00	8,280,583.68	8,663,941.44	0.00	0.00	0.00	4,362,385.14	4,362,385.14	0.00	0.00	0.00	0.00	0.00	4,362,385.14	13,026,326.58	0.00	0.00	0.00	0.00	231,990.94	151,366.82	0.00	12,642,968.82	13,026,326.58		
Advice to Debit Account	13,687,905.66	753,660.73	0.00	109,247.13	14,550,813.52	0.00	0.00	0.00	0.00	0.00	0.00	0.00	0.00	0.00	0.00	0.00	14,550,813.52	0.00	0.00	0.00	0.00	13,687,905.66	753,660.73	0.00	109,247.13	14,550,813.52		
Notice of Transfer of Allocation (NTA)	0.00	0.00	0.00	0.00	0.00	0.00	0.00	0.00	0.00	0.00	0.00	0.00	0.00	0.00	0.00	0.00	0.00	0.00	0.00	0.00	0.00	0.00	0.00	0.00	0.00	0.00	0.00	
MDS Checks Issued	0.00	0.00	0.00	0.00	0.00	0.00	0.00	0.00	0.00	0.00	0.00	0.00	0.00	0.00	0.00	0.00	0.00	0.00	0.00	0.00	0.00	0.00	0.00	0.00	0.00	0.00	0.00	
Advice to Debit Account	0.00	0.00	0.00	0.00	0.00	0.00	0.00	0.00	0.00	0.00	0.00	0.00	0.00	0.00	0.00	0.00	0.00	0.00	0.00	0.00	0.00	0.00	0.00	0.00	0.00	0.00	0.00	
Working Fund for FAPs	0.00	0.00	0.00	0.00	0.00	0.00	0.00	0.00	0.00	0.00	0.00	0.00	0.00	0.00	0.00	0.00	0.00	0.00	0.00	0.00	0.00	0.00	0.00	0.00	0.00	0.00	0.00	
Cash Disbursement Ceiling (CDC)	0.00	0.00	0.00	0.00	0.00	0.00	0.00	0.00	0.00	0.00	0.00	0.00	0.00	0.00	0.00	0.00	0.00	0.00	0.00	0.00	0.00	0.00	0.00	0.00	0.00	0.00	0.00	
TOTAL CASH DISBURSEMENTS	13,919,896.60	905,027.55	0.00	8,389,830.81	23,214,754.96	0.00	0.00	0.00	4,362,385.14	4,362,385.14	0.00	0.00	0.00	0.00	0.00	4,362,385.14	27,577,140.10	0.00	0.00	0.00	0.00	13,919,896.60	905,027.55	0.00	12,752,215.95	27,577,140.10		
NON-CASH DISBURSEMENTS	1,479,588.10	31,732.33	0.00	757,804.99	2,269,125.42	0.00	0.00	0.00	0.00	0.00	0.00	0.00	0.00	0.00	0.00	0.00	2,269,125.42	0.00	0.00	0.00	0.00	1,479,588.10	31,732.33	0.00	757,804.99	2,269,125.42		
Tax Remittance Advices Issued (TRA)	1,479,588.10	31,732.33	0.00	757,804.99	2,269,125.42	0.00	0.00	0.00	0.00	0.00	0.00	0.00	0.00	0.00	0.00	0.00	2,269,125.42	0.00	0.00	0.00	0.00	1,479,588.10	31,732.33	0.00	757,804.99	2,269,125.42		
Non-Cash Availment Authority (NCAA)	0.00	0.00	0.00	0.00	0.00	0.00	0.00	0.00	0.00	0.00	0.00	0.00	0.00	0.00	0.00	0.00	0.00	0.00	0.00	0.00	0.00	0.00	0.00	0.00	0.00	0.00	0.00	
Disbursements effected through outright deductions from claims (please specify...)	0.00	0.00	0.00	0.00	0.00	0.00	0.00	0.00	0.00	0.00	0.00	0.00	0.00	0.00	0.00	0.00	0.00	0.00	0.00	0.00	0.00	0.00	0.00	0.00	0.00	0.00	0.00	
Overpayment of expenses(e.g. personnel benefits)	0.00	0.00	0.00	0.00	0.00	0.00	0.00	0.00	0.00	0.00	0.00	0.00	0.00	0.00	0.00	0.00	0.00	0.00	0.00	0.00	0.00	0.00	0.00	0.00	0.00	0.00	0.00	
Restitution for loss of government property	0.00	0.00	0.00	0.00	0.00	0.00	0.00	0.00	0.00	0.00	0.00	0.00	0.00	0.00	0.00	0.00	0.00	0.00	0.00	0.00	0.00	0.00	0.00	0.00	0.00	0.00	0.00	
Liquidated damages and similar claims	0.00	0.00	0.00	0.00	0.00	0.00	0.00	0.00	0.00	0.00	0.00	0.00	0.00	0.00	0.00	0.00	0.00	0.00	0.00	0.00	0.00	0.00	0.00	0.00	0.00	0.00	0.00	
Others(TEF, BTr-Documentary StampTax, etc.)	0.00	0.00	0.00	0.00	0.00	0.00	0.00	0.00	0.00	0.00	0.00	0.00	0.00	0.00	0.00	0.00	0.00	0.00	0.00	0.00	0.00	0.00	0.00	0.00	0.00	0.00	0.00	
TOTAL NON-CASH DISBURSEMENTS	1,479,588.10	31,732.33	0.00	757,804.99	2,269,125.42	0.00	0.00	0.00	0.00	0.00	0.00	0.00	0.00	0.00	0.00	0.00	2,269,125.42	0.00	0.00	0.00	0.00	1,479,588.10	31,732.33	0.00	757,804.99	2,269,125.42		
GRAND TOTAL	15,399,484.70	936,759.88	0.00	9,147,635.80	25,483,880.38	0.00	0.00	0.00	4,362,385.14	4,362,385.14	0.00	0.00	0.00	0.00	0.00	4,362,385.14	29,846,265.52	0.00	0.00	0.00	0.00	15,399,484.70	936,759.88	0.00	13,510,020.94	29,846,265.52		

**MONTHLY REPORT OF DISBURSEMENTS**  
For the month of September 2021


Department : **State Universities and Colleges (SUCs)**  
 Agency : **Kalinga State University**  
 Operating Unit : **<not applicable>**  
 Organization Code: **08 019 0000000**  
 Funding Cluster: **01 - Regular Agency Fund**

**Summary**


PARTICULARS (1)	PREVIOUS REPORT (2)	CURRENT MONTH (3)	AS OF DATE (4)
Total Disbursement Authorities Received	213,365,298.48	19,760,125.42	233,125,423.90
NCA	198,638,000.00	17,491,000.00	216,129,000.00
NTA	0.00	0.00	0.00
Working Fund	0.00	0.00	0.00
TRA	14,727,298.48	2,269,125.42	16,996,423.90
CDC	0.00	0.00	0.00
NCAA	0.00	0.00	0.00
Less: Notice of Transfer Allocations (NTA)* issued	0.00	0.00	0.00
Total Disbursements Authorities Available	213,365,298.48	19,760,125.42	233,125,423.90
Less	0.00	0.00	0.00
Lapsed NCA	0.00	0.00	0.00
Disbursements	196,967,353.44	29,846,265.52	226,813,618.96
Less: Other Non-Cash Disbursements	0.00	0.00	0.00
Disbursements effected through outright deductions from claims	0.00	0.00	0.00
Overpayment of expenses(e.g. personnel benefits)	0.00	0.00	0.00
Restitution for loss of government property	0.00	0.00	0.00
Liquidated damages and similar claims	0.00	0.00	0.00
Others (e.g. TEF, BTr, Docs Stamp, etc.)	0.00	0.00	0.00
Add/Less: Adjustments (e.g. cancelled/staled checks)	0.00	0.00	0.00
Balance of Disbursement Authorities as at date	16,397,945.04	-10,086,140.10	6,311,804.94
Total Disbursements Program	213,365,298.48	19,760,125.42	233,125,423.90
Less: * Actual Disbursements	196,967,353.44	29,846,265.52	226,813,618.96
(Over)/Under spending~	16,397,945.04	-10,086,140.10	6,311,804.94

Notes: \* The use of NTA is discouraged  
 Notes: \*\* Amounts should tally with the grand total disbursement (column 27).

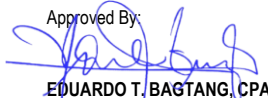
Certified Correct:

  
**ARNOLD A. TANDING, CPA, MBA**  
 Accountant III  
 Date : 2021-10-25 16:17:32

Recommending Approval:

  
**DANILO T. BUEN, MBA**  
 Director, FMS  
 Date : 2021-10-25 16:22:28

Approved By:

  
**EDUARDO T. BAGTANG, CPA, DBM**  
 SUC President III  
 Date : 2021-10-25 16:25:48

MONTHLY REPORT OF DISBURSEMENTS  
For the month of October 2021

Department : State Universities and Colleges (SUCs)  
Agency : Kalinga State University  
Operating Unit : <not applicable>  
Organization Code: 08 019 0000000  
Funding Cluster: 01 - Regular Agency Fund

PARTICULARS	CURRENT YEAR BUDGET					PRIOR YEAR'S BUDGET											Sub-Total	TRUST LIABILITIES				GRAND TOTAL					REMARKS	
	PS	MODE	FinEx	CO	TOTAL	PRIOR YEAR'S ACCOUNTS PAYABLE					CURRENT YEAR'S ACCOUNTS PAYABLE							PS	MODE	CO	TOTAL	PS	MODE	FinEx	CO	TOTAL		
						PS	MODE	FinEx	CO	Sub-Total	PS	MODE	FinEx	CO	Sub-Total	TOTAL												
1	2	3	4	5	6=(2+3+4+5)	7	8	9	10	11=(7+8+9+10)	12	13	14	15	16=(12+13+14+15)	17=(11+16)	18=(6+17)	19	20	21	22=(19+20+21)	23	24	25	26	27=(23+24+25+26)	28	
CASH DISBURSEMENTS	8,048,296.02	1,597,639.26	0.00	122,205.43	9,768,140.71	0.00	0.00	0.00	2,877,606.00	2,877,606.00	0.00	0.00	0.00	0.00	0.00	2,877,606.00	12,645,746.71	0.00	0.00	0.00	0.00	8,048,296.02	1,597,639.26	0.00	2,999,811.43	12,645,746.71		
Notice of Cash Allocation (NCA)	8,048,296.02	1,597,639.26	0.00	122,205.43	9,768,140.71	0.00	0.00	0.00	2,877,606.00	2,877,606.00	0.00	0.00	0.00	0.00	0.00	2,877,606.00	12,645,746.71	0.00	0.00	0.00	0.00	8,048,296.02	1,597,639.26	0.00	2,999,811.43	12,645,746.71		
MDS Checks Issued	2,302,321.79	893,516.25	0.00	0.00	3,195,838.04	0.00	0.00	0.00	2,877,606.00	2,877,606.00	0.00	0.00	0.00	0.00	0.00	2,877,606.00	6,073,444.04	0.00	0.00	0.00	0.00	2,302,321.79	893,516.25	0.00	2,877,606.00	6,073,444.04		
Advice to Debit Account	5,745,974.23	704,123.01	0.00	122,205.43	6,572,302.67	0.00	0.00	0.00	0.00	0.00	0.00	0.00	0.00	0.00	0.00	0.00	6,572,302.67	0.00	0.00	0.00	0.00	5,745,974.23	704,123.01	0.00	122,205.43	6,572,302.67		
Notice of Transfer of Allocation (NTA)	0.00	0.00	0.00	0.00	0.00	0.00	0.00	0.00	0.00	0.00	0.00	0.00	0.00	0.00	0.00	0.00	0.00	0.00	0.00	0.00	0.00	0.00	0.00	0.00	0.00	0.00	0.00	
MDS Checks Issued	0.00	0.00	0.00	0.00	0.00	0.00	0.00	0.00	0.00	0.00	0.00	0.00	0.00	0.00	0.00	0.00	0.00	0.00	0.00	0.00	0.00	0.00	0.00	0.00	0.00	0.00	0.00	
Advice to Debit Account	0.00	0.00	0.00	0.00	0.00	0.00	0.00	0.00	0.00	0.00	0.00	0.00	0.00	0.00	0.00	0.00	0.00	0.00	0.00	0.00	0.00	0.00	0.00	0.00	0.00	0.00	0.00	
Working Fund for FAPs	0.00	0.00	0.00	0.00	0.00	0.00	0.00	0.00	0.00	0.00	0.00	0.00	0.00	0.00	0.00	0.00	0.00	0.00	0.00	0.00	0.00	0.00	0.00	0.00	0.00	0.00	0.00	
Cash Disbursement Ceiling (CDC)	0.00	0.00	0.00	0.00	0.00	0.00	0.00	0.00	0.00	0.00	0.00	0.00	0.00	0.00	0.00	0.00	0.00	0.00	0.00	0.00	0.00	0.00	0.00	0.00	0.00	0.00	0.00	
TOTAL CASH DISBURSEMENTS	8,048,296.02	1,597,639.26	0.00	122,205.43	9,768,140.71	0.00	0.00	0.00	2,877,606.00	2,877,606.00	0.00	0.00	0.00	0.00	0.00	2,877,606.00	12,645,746.71	0.00	0.00	0.00	0.00	8,048,296.02	1,597,639.26	0.00	2,999,811.43	12,645,746.71		
NON-CASH DISBURSEMENTS	1,267,349.78	62,332.47	0.00	0.00	1,329,682.25	0.00	0.00	0.00	165,000.00	165,000.00	0.00	0.00	0.00	0.00	0.00	165,000.00	1,494,682.25	0.00	0.00	0.00	0.00	1,267,349.78	62,332.47	0.00	165,000.00	1,494,682.25		
Tax Remittance Advices Issued (TRA)	1,267,349.78	62,332.47	0.00	0.00	1,329,682.25	0.00	0.00	0.00	165,000.00	165,000.00	0.00	0.00	0.00	0.00	0.00	165,000.00	1,494,682.25	0.00	0.00	0.00	0.00	1,267,349.78	62,332.47	0.00	165,000.00	1,494,682.25		
Non-Cash Availment Authority (NCAA)	0.00	0.00	0.00	0.00	0.00	0.00	0.00	0.00	0.00	0.00	0.00	0.00	0.00	0.00	0.00	0.00	0.00	0.00	0.00	0.00	0.00	0.00	0.00	0.00	0.00	0.00	0.00	
Disbursements effected through outright deductions from claims (please specify...)	0.00	0.00	0.00	0.00	0.00	0.00	0.00	0.00	0.00	0.00	0.00	0.00	0.00	0.00	0.00	0.00	0.00	0.00	0.00	0.00	0.00	0.00	0.00	0.00	0.00	0.00	0.00	
Overpayment of expenses(e.g. personnel benefits)	0.00	0.00	0.00	0.00	0.00	0.00	0.00	0.00	0.00	0.00	0.00	0.00	0.00	0.00	0.00	0.00	0.00	0.00	0.00	0.00	0.00	0.00	0.00	0.00	0.00	0.00	0.00	
Restitution for loss of government property	0.00	0.00	0.00	0.00	0.00	0.00	0.00	0.00	0.00	0.00	0.00	0.00	0.00	0.00	0.00	0.00	0.00	0.00	0.00	0.00	0.00	0.00	0.00	0.00	0.00	0.00	0.00	
Liquidated damages and similar claims	0.00	0.00	0.00	0.00	0.00	0.00	0.00	0.00	0.00	0.00	0.00	0.00	0.00	0.00	0.00	0.00	0.00	0.00	0.00	0.00	0.00	0.00	0.00	0.00	0.00	0.00	0.00	
Others(TEF, BTr-Documentary Stamp Tax, etc.)	0.00	0.00	0.00	0.00	0.00	0.00	0.00	0.00	0.00	0.00	0.00	0.00	0.00	0.00	0.00	0.00	0.00	0.00	0.00	0.00	0.00	0.00	0.00	0.00	0.00	0.00	0.00	
TOTAL NON-CASH DISBURSEMENTS	1,267,349.78	62,332.47	0.00	0.00	1,329,682.25	0.00	0.00	0.00	165,000.00	165,000.00	0.00	0.00	0.00	0.00	0.00	165,000.00	1,494,682.25	0.00	0.00	0.00	0.00	1,267,349.78	62,332.47	0.00	165,000.00	1,494,682.25		
GRAND TOTAL	9,315,645.80	1,659,971.73	0.00	122,205.43	11,097,822.96	0.00	0.00	0.00	3,042,606.00	3,042,606.00	0.00	0.00	0.00	0.00	0.00	3,042,606.00	14,140,428.96	0.00	0.00	0.00	0.00	9,315,645.80	1,659,971.73	0.00	3,164,811.43	14,140,428.96		

**MONTHLY REPORT OF DISBURSEMENTS**  
For the month of October 2021


Department : **State Universities and Colleges (SUCs)**  
 Agency : **Kalinga State University**  
 Operating Unit : **<not applicable>**  
 Organization Code: **08 019 0000000**  
 Funding Cluster: **01 - Regular Agency Fund**

**Summary**


PARTICULARS (1)	PREVIOUS REPORT (2)	CURRENT MONTH (3)	AS OF DATE (4)
Total Disbursement Authorities Received	233,125,423.90	35,517,682.25	268,643,106.15
NCA	216,129,000.00	34,023,000.00	250,152,000.00
NTA	0.00	0.00	0.00
Working Fund	0.00	0.00	0.00
TRA	16,996,423.90	1,494,682.25	18,491,106.15
CDC	0.00	0.00	0.00
NCAA	0.00	0.00	0.00
Less: Notice of Transfer Allocations (NTA)* issued	0.00	0.00	0.00
Total Disbursements Authorities Available	233,125,423.90	35,517,682.25	268,643,106.15
Less	0.00	0.00	0.00
Lapsed NCA	0.00	0.00	0.00
Disbursements	226,813,618.96	14,140,428.96	240,954,047.92
Less: Other Non-Cash Disbursements	0.00	0.00	0.00
Disbursements effected through outright deductions from claims	0.00	0.00	0.00
Overpayment of expenses(e.g. personnel benefits)	0.00	0.00	0.00
Restitution for loss of government property	0.00	0.00	0.00
Liquidated damages and similar claims	0.00	0.00	0.00
Others (e.g. TEF, BTr, Docs Stamp, etc.)	0.00	0.00	0.00
Add/Less: Adjustments (e.g. cancelled/staled checks)	0.00	0.00	0.00
Balance of Disbursement Authorities as at date	6,311,804.94	21,377,253.29	27,689,058.23
Total Disbursements Program	233,125,423.90	35,517,682.25	268,643,106.15
Less: * Actual Disbursements	226,813,618.96	14,140,428.96	240,954,047.92
(Over)/Under spending~	6,311,804.94	21,377,253.29	27,689,058.23

Notes: \* The use of NTA is discouraged  
 Notes: \*\* Amounts should tally with the grand total disbursement (column 27).

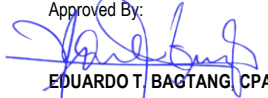
Certified Correct:

  
**ARNOLD A. TANDING, CPA, MBA**  
 Accountant III  
 Date : 2021-11-29 16:27:52

Recommending Approval:

  
**DANILO T. BUEN, MBA**  
 Director, FMS  
 Date : 2021-11-29 16:31:42

Approved By:

  
**EDUARDO T. BAGTANG, CPA, DBM**  
 SUC President III  
 Date : 2021-11-29 16:35:18

**MONTHLY REPORT OF DISBURSEMENTS**  
For the month of November 2021

Department : **State Universities and Colleges (SUCs)**  
 Agency : **Kalinga State University**  
 Operating Unit : **<not applicable>**  
 Organization Code: **08 019 0000000**  
 Funding Cluster: **01 - Regular Agency Fund**

PARTICULARS	CURRENT YEAR BUDGET					PRIOR YEAR'S BUDGET											Sub-Total	TRUST LIABILITIES				GRAND TOTAL					REMARKS	
	PS	MODE	FinEx	CO	TOTAL	PRIOR YEAR'S ACCOUNTS PAYABLE					CURRENT YEAR'S ACCOUNTS PAYABLE							PS	MODE	CO	TOTAL	PS	MODE	FinEx	CO	TOTAL		
						PS	MODE	FinEx	CO	Sub-Total	PS	MODE	FinEx	CO	Sub-Total	TOTAL												
1	2	3	4	5	6=(2+3+4+5)	7	8	9	10	11=(7+8+9+10)	12	13	14	15	16=(12+13+14+15)	17=(11+16)	18=(6+17)	19	20	21	22=(19+20+21)	23	24	25	26	27=(23+24+25+26)	28	
CASH DISBURSEMENTS	28,374,807.44	2,085,102.62	0.00	53,475.24	30,513,385.30	0.00	0.00	0.00	0.00	0.00	0.00	0.00	0.00	0.00	0.00	0.00	30,513,385.30	0.00	0.00	0.00	0.00	28,374,807.44	2,085,102.62	0.00	53,475.24	30,513,385.30		
Notice of Cash Allocation (NCA)	28,374,807.44	2,085,102.62	0.00	53,475.24	30,513,385.30	0.00	0.00	0.00	0.00	0.00	0.00	0.00	0.00	0.00	0.00	0.00	30,513,385.30	0.00	0.00	0.00	0.00	28,374,807.44	2,085,102.62	0.00	53,475.24	30,513,385.30		
MDS Checks Issued	259,158.75	371,683.34	0.00	0.00	630,842.09	0.00	0.00	0.00	0.00	0.00	0.00	0.00	0.00	0.00	0.00	0.00	630,842.09	0.00	0.00	0.00	0.00	259,158.75	371,683.34	0.00	0.00	630,842.09		
Advice to Debit Account	28,115,648.69	1,713,419.28	0.00	53,475.24	29,882,543.21	0.00	0.00	0.00	0.00	0.00	0.00	0.00	0.00	0.00	0.00	0.00	29,882,543.21	0.00	0.00	0.00	0.00	28,115,648.69	1,713,419.28	0.00	53,475.24	29,882,543.21		
Notice of Transfer of Allocation (NTA)	0.00	0.00	0.00	0.00	0.00	0.00	0.00	0.00	0.00	0.00	0.00	0.00	0.00	0.00	0.00	0.00	0.00	0.00	0.00	0.00	0.00	0.00	0.00	0.00	0.00	0.00	0.00	
MDS Checks Issued	0.00	0.00	0.00	0.00	0.00	0.00	0.00	0.00	0.00	0.00	0.00	0.00	0.00	0.00	0.00	0.00	0.00	0.00	0.00	0.00	0.00	0.00	0.00	0.00	0.00	0.00	0.00	
Advice to Debit Account	0.00	0.00	0.00	0.00	0.00	0.00	0.00	0.00	0.00	0.00	0.00	0.00	0.00	0.00	0.00	0.00	0.00	0.00	0.00	0.00	0.00	0.00	0.00	0.00	0.00	0.00	0.00	
Working Fund for FAPs	0.00	0.00	0.00	0.00	0.00	0.00	0.00	0.00	0.00	0.00	0.00	0.00	0.00	0.00	0.00	0.00	0.00	0.00	0.00	0.00	0.00	0.00	0.00	0.00	0.00	0.00	0.00	
Cash Disbursement Ceiling (CDC)	0.00	0.00	0.00	0.00	0.00	0.00	0.00	0.00	0.00	0.00	0.00	0.00	0.00	0.00	0.00	0.00	0.00	0.00	0.00	0.00	0.00	0.00	0.00	0.00	0.00	0.00	0.00	
TOTAL CASH DISBURSEMENTS	28,374,807.44	2,085,102.62	0.00	53,475.24	30,513,385.30	0.00	0.00	0.00	0.00	0.00	0.00	0.00	0.00	0.00	0.00	0.00	30,513,385.30	0.00	0.00	0.00	0.00	28,374,807.44	2,085,102.62	0.00	53,475.24	30,513,385.30		
NON-CASH DISBURSEMENTS	2,841,827.93	39,040.13	0.00	0.00	2,880,868.06	0.00	0.00	0.00	0.00	0.00	0.00	0.00	0.00	0.00	0.00	0.00	2,880,868.06	0.00	0.00	0.00	0.00	2,841,827.93	39,040.13	0.00	0.00	2,880,868.06		
Tax Remittance Advices Issued (TRA)	2,841,827.93	39,040.13	0.00	0.00	2,880,868.06	0.00	0.00	0.00	0.00	0.00	0.00	0.00	0.00	0.00	0.00	0.00	2,880,868.06	0.00	0.00	0.00	0.00	2,841,827.93	39,040.13	0.00	0.00	2,880,868.06		
Non-Cash Availment Authority (NCAA)	0.00	0.00	0.00	0.00	0.00	0.00	0.00	0.00	0.00	0.00	0.00	0.00	0.00	0.00	0.00	0.00	0.00	0.00	0.00	0.00	0.00	0.00	0.00	0.00	0.00	0.00	0.00	
Disbursements effected through outright deductions from claims (please specify...)	0.00	0.00	0.00	0.00	0.00	0.00	0.00	0.00	0.00	0.00	0.00	0.00	0.00	0.00	0.00	0.00	0.00	0.00	0.00	0.00	0.00	0.00	0.00	0.00	0.00	0.00	0.00	
Overpayment of expenses(e.g. personnel benefits)	0.00	0.00	0.00	0.00	0.00	0.00	0.00	0.00	0.00	0.00	0.00	0.00	0.00	0.00	0.00	0.00	0.00	0.00	0.00	0.00	0.00	0.00	0.00	0.00	0.00	0.00	0.00	
Restitution for loss of government property	0.00	0.00	0.00	0.00	0.00	0.00	0.00	0.00	0.00	0.00	0.00	0.00	0.00	0.00	0.00	0.00	0.00	0.00	0.00	0.00	0.00	0.00	0.00	0.00	0.00	0.00	0.00	
Liquidated damages and similar claims	0.00	0.00	0.00	0.00	0.00	0.00	0.00	0.00	0.00	0.00	0.00	0.00	0.00	0.00	0.00	0.00	0.00	0.00	0.00	0.00	0.00	0.00	0.00	0.00	0.00	0.00	0.00	
Others(TEF, BTr-Documentary Stamp Tax, etc.)	0.00	0.00	0.00	0.00	0.00	0.00	0.00	0.00	0.00	0.00	0.00	0.00	0.00	0.00	0.00	0.00	0.00	0.00	0.00	0.00	0.00	0.00	0.00	0.00	0.00	0.00	0.00	
TOTAL NON-CASH DISBURSEMENTS	2,841,827.93	39,040.13	0.00	0.00	2,880,868.06	0.00	0.00	0.00	0.00	0.00	0.00	0.00	0.00	0.00	0.00	0.00	2,880,868.06	0.00	0.00	0.00	0.00	2,841,827.93	39,040.13	0.00	0.00	2,880,868.06		
GRAND TOTAL	31,216,635.37	2,124,142.75	0.00	53,475.24	33,394,253.36	0.00	0.00	0.00	0.00	0.00	0.00	0.00	0.00	0.00	0.00	0.00	33,394,253.36	0.00	0.00	0.00	0.00	31,216,635.37	2,124,142.75	0.00	53,475.24	33,394,253.36		

**MONTHLY REPORT OF DISBURSEMENTS**  
For the month of November 2021

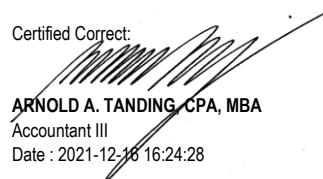
Department : **State Universities and Colleges (SUCs)**  
 Agency : **Kalinga State University**  
 Operating Unit : **<not applicable>**  
 Organization Code: **08 019 0000000**  
 Funding Cluster: **01 - Regular Agency Fund**

**Summary**


<b>PARTICULARS</b>	<b>PREVIOUS REPORT</b>	<b>CURRENT MONTH</b>	<b>AS OF DATE</b>
<b>(1)</b>	<b>(2)</b>	<b>(3)</b>	<b>(4)</b>
Total Disbursement Authorities Received	268,643,106.15	34,821,215.06	303,464,321.21
NCA	250,152,000.00	31,940,347.00	282,092,347.00
NTA	0.00	0.00	0.00
Working Fund	0.00	0.00	0.00
TRA	18,491,106.15	2,880,868.06	21,371,974.21
CDC	0.00	0.00	0.00
NCAA	0.00	0.00	0.00
Less: Notice of Transfer Allocations (NTA)* issued	0.00	0.00	0.00
Total Disbursements Authorities Available	268,643,106.15	34,821,215.06	303,464,321.21
Less	0.00	0.00	0.00
Lapsed NCA	0.00	0.00	0.00
Disbursements	240,954,047.92	33,394,253.36	274,348,301.28
Less: Other Non-Cash Disbursements	0.00	0.00	0.00
Disbursements effected through outright deductions from claims	0.00	0.00	0.00
Overpayment of expenses(e.g. personnel benefits)	0.00	0.00	0.00
Restitution for loss of government property	0.00	0.00	0.00
Liquidated damages and similar claims	0.00	0.00	0.00
Others (e.g. TEF, BTr, Docs Stamp, etc.)	0.00	0.00	0.00
Add/Less: Adjustments (e.g. cancelled/staled checks)	0.00	0.00	0.00
Balance of Disbursement Authorities as at date	27,689,058.23	1,426,961.70	29,116,019.93
Total Disbursements Program	268,643,106.15	34,821,215.06	303,464,321.21
Less: * Actual Disbursements	240,954,047.92	33,394,253.36	274,348,301.28
(Over)/Under spending~	27,689,058.23	1,426,961.70	29,116,019.93

Notes: \* The use of NTA is discouraged  
 Notes: \*\* Amounts should tally with the grand total disbursement (column 27).


Certified Correct:

  
**ARNOLD A. TANDING, CPA, MBA**  
 Accountant III  
 Date : 2021-12-16 16:24:28

Recommending Approval:

  
**DANILO T. BUEN, MBA**  
 Director, FMS  
 Date : 2021-12-16 16:29:15

Approved By:

  
**EDUARDO T. BAGTANG, CPA, DBM**  
 SUC President III  
 Date : 2021-12-16 16:34:42

MONTHLY REPORT OF DISBURSEMENTS  
For the month of December 2021

Department : State Universities and Colleges (SUCs)  
Agency : Kalinga State University  
Operating Unit : <not applicable>  
Organization Code: 08 019 0000000  
Funding Cluster: 01 - Regular Agency Fund

PARTICULARS	CURRENT YEAR BUDGET					PRIOR YEAR'S BUDGET											Sub-Total	TRUST LIABILITIES				GRAND TOTAL					REMARKS	
	PS	MODE	FinEx	CO	TOTAL	PRIOR YEAR'S ACCOUNTS PAYABLE					CURRENT YEAR'S ACCOUNTS PAYABLE							PS	MODE	CO	TOTAL	PS	MODE	FinEx	CO	TOTAL		
						PS	MODE	FinEx	CO	Sub-Total	PS	MODE	FinEx	CO	Sub-Total	TOTAL												
1	2	3	4	5	6=(2+3+4+5)	7	8	9	10	11=(7+8+9+10)	12	13	14	15	16=(12+13+14+15)	17=(11+16)	18=(6+17)	19	20	21	22=(19+20+21)	23	24	25	26	27=(23+24+25+26)	28	
CASH DISBURSEMENTS	34,565,868.49	5,207,413.31	0.00	5,223,762.56	44,997,044.36	0.00	0.00	0.00	2,979,241.53	2,979,241.53	0.00	0.00	0.00	0.00	0.00	2,979,241.53	47,976,285.89	0.00	0.00	0.00	0.00	34,565,868.49	5,207,413.31	0.00	8,203,004.09	47,976,285.89		
Notice of Cash Allocation (NCA)	34,565,868.49	5,207,413.31	0.00	5,223,762.56	44,997,044.36	0.00	0.00	0.00	2,979,241.53	2,979,241.53	0.00	0.00	0.00	0.00	0.00	2,979,241.53	47,976,285.89	0.00	0.00	0.00	0.00	34,565,868.49	5,207,413.31	0.00	8,203,004.09	47,976,285.89		
MDS Checks Issued	2,573,566.57	1,156,709.75	0.00	0.00	3,730,276.32	0.00	0.00	0.00	900,936.42	900,936.42	0.00	0.00	0.00	0.00	0.00	900,936.42	4,631,212.74	0.00	0.00	0.00	0.00	2,573,566.57	1,156,709.75	0.00	900,936.42	4,631,212.74		
Advice to Debit Account	31,992,301.92	4,050,703.56	0.00	5,223,762.56	41,266,768.04	0.00	0.00	0.00	2,078,305.11	2,078,305.11	0.00	0.00	0.00	0.00	0.00	2,078,305.11	43,345,073.15	0.00	0.00	0.00	0.00	31,992,301.92	4,050,703.56	0.00	7,302,067.67	43,345,073.15		
Notice of Transfer of Allocation (NTA)	0.00	0.00	0.00	0.00	0.00	0.00	0.00	0.00	0.00	0.00	0.00	0.00	0.00	0.00	0.00	0.00	0.00	0.00	0.00	0.00	0.00	0.00	0.00	0.00	0.00	0.00	0.00	
MDS Checks Issued	0.00	0.00	0.00	0.00	0.00	0.00	0.00	0.00	0.00	0.00	0.00	0.00	0.00	0.00	0.00	0.00	0.00	0.00	0.00	0.00	0.00	0.00	0.00	0.00	0.00	0.00	0.00	
Advice to Debit Account	0.00	0.00	0.00	0.00	0.00	0.00	0.00	0.00	0.00	0.00	0.00	0.00	0.00	0.00	0.00	0.00	0.00	0.00	0.00	0.00	0.00	0.00	0.00	0.00	0.00	0.00	0.00	
Working Fund for FAPs	0.00	0.00	0.00	0.00	0.00	0.00	0.00	0.00	0.00	0.00	0.00	0.00	0.00	0.00	0.00	0.00	0.00	0.00	0.00	0.00	0.00	0.00	0.00	0.00	0.00	0.00	0.00	
Cash Disbursement Ceiling (CDC)	0.00	0.00	0.00	0.00	0.00	0.00	0.00	0.00	0.00	0.00	0.00	0.00	0.00	0.00	0.00	0.00	0.00	0.00	0.00	0.00	0.00	0.00	0.00	0.00	0.00	0.00	0.00	
TOTAL CASH DISBURSEMENTS	34,565,868.49	5,207,413.31	0.00	5,223,762.56	44,997,044.36	0.00	0.00	0.00	2,979,241.53	2,979,241.53	0.00	0.00	0.00	0.00	0.00	2,979,241.53	47,976,285.89	0.00	0.00	0.00	0.00	34,565,868.49	5,207,413.31	0.00	8,203,004.09	47,976,285.89		
NON-CASH DISBURSEMENTS	4,559,384.05	121,284.25	0.00	463,797.66	5,144,465.96	0.00	0.00	0.00	0.00	0.00	0.00	0.00	0.00	0.00	0.00	0.00	5,144,465.96	0.00	0.00	0.00	0.00	4,559,384.05	121,284.25	0.00	463,797.66	5,144,465.96		
Tax Remittance Advices Issued (TRA)	4,559,384.05	121,284.25	0.00	463,797.66	5,144,465.96	0.00	0.00	0.00	0.00	0.00	0.00	0.00	0.00	0.00	0.00	0.00	5,144,465.96	0.00	0.00	0.00	0.00	4,559,384.05	121,284.25	0.00	463,797.66	5,144,465.96		
Non-Cash Availment Authority (NCAA)	0.00	0.00	0.00	0.00	0.00	0.00	0.00	0.00	0.00	0.00	0.00	0.00	0.00	0.00	0.00	0.00	0.00	0.00	0.00	0.00	0.00	0.00	0.00	0.00	0.00	0.00	0.00	
Disbursements effected through outright deductions from claims (please specify...)	0.00	0.00	0.00	0.00	0.00	0.00	0.00	0.00	0.00	0.00	0.00	0.00	0.00	0.00	0.00	0.00	0.00	0.00	0.00	0.00	0.00	0.00	0.00	0.00	0.00	0.00	0.00	
Overpayment of expenses(e.g. personnel benefits)	0.00	0.00	0.00	0.00	0.00	0.00	0.00	0.00	0.00	0.00	0.00	0.00	0.00	0.00	0.00	0.00	0.00	0.00	0.00	0.00	0.00	0.00	0.00	0.00	0.00	0.00	0.00	
Restitution for loss of government property	0.00	0.00	0.00	0.00	0.00	0.00	0.00	0.00	0.00	0.00	0.00	0.00	0.00	0.00	0.00	0.00	0.00	0.00	0.00	0.00	0.00	0.00	0.00	0.00	0.00	0.00	0.00	
Liquidated damages and similar claims	0.00	0.00	0.00	0.00	0.00	0.00	0.00	0.00	0.00	0.00	0.00	0.00	0.00	0.00	0.00	0.00	0.00	0.00	0.00	0.00	0.00	0.00	0.00	0.00	0.00	0.00	0.00	
Others(TEF, BTr-Documentary StampTax, etc.)	0.00	0.00	0.00	0.00	0.00	0.00	0.00	0.00	0.00	0.00	0.00	0.00	0.00	0.00	0.00	0.00	0.00	0.00	0.00	0.00	0.00	0.00	0.00	0.00	0.00	0.00	0.00	
TOTAL NON-CASH DISBURSEMENTS	4,559,384.05	121,284.25	0.00	463,797.66	5,144,465.96	0.00	0.00	0.00	0.00	0.00	0.00	0.00	0.00	0.00	0.00	0.00	5,144,465.96	0.00	0.00	0.00	0.00	4,559,384.05	121,284.25	0.00	463,797.66	5,144,465.96		
GRAND TOTAL	39,125,252.54	5,328,697.56	0.00	5,687,560.22	50,141,510.32	0.00	0.00	0.00	2,979,241.53	2,979,241.53	0.00	0.00	0.00	0.00	0.00	2,979,241.53	53,120,751.85	0.00	0.00	0.00	0.00	39,125,252.54	5,328,697.56	0.00	8,666,801.75	53,120,751.85		



**MONTHLY REPORT OF DISBURSEMENTS**  
For the month of December 2021


Department : **State Universities and Colleges (SUCs)**  
 Agency : **Kalinga State University**  
 Operating Unit : **<not applicable>**  
 Organization Code: **08 019 0000000**  
 Funding Cluster: **01 - Regular Agency Fund**

**Summary**


PARTICULARS (1)	PREVIOUS REPORT (2)	CURRENT MONTH (3)	AS OF DATE (4)
Total Disbursement Authorities Received	303,464,321.21	30,316,579.96	333,780,901.17
NCA	282,092,347.00	25,172,114.00	307,264,461.00
NTA	0.00	0.00	0.00
Working Fund	0.00	0.00	0.00
TRA	21,371,974.21	5,144,465.96	26,516,440.17
CDC	0.00	0.00	0.00
NCAA	0.00	0.00	0.00
Less: Notice of Transfer Allocations (NTA)* issued	0.00	0.00	0.00
Total Disbursements Authorities Available	303,464,321.21	30,316,579.96	333,780,901.17
Less	0.00	0.00	0.00
Lapsed NCA	0.00	0.00	0.00
Disbursements	274,348,301.28	53,120,751.85	327,469,053.13
Less: Other Non-Cash Disbursements	0.00	0.00	0.00
Disbursements effected through outright deductions from claims	0.00	0.00	0.00
Overpayment of expenses(e.g. personnel benefits)	0.00	0.00	0.00
Restitution for loss of government property	0.00	0.00	0.00
Liquidated damages and similar claims	0.00	0.00	0.00
Others (e.g. TEF, BTr, Docs Stamp, etc.)	0.00	0.00	0.00
Add/Less: Adjustments (e.g. cancelled/staled checks)	0.00	0.00	0.00
Balance of Disbursement Authorities as at date	29,116,019.93	-22,804,171.89	6,311,848.04
Total Disbursements Program	303,464,321.21	30,316,579.96	333,780,901.17
Less: * Actual Disbursements	274,348,301.28	53,120,751.85	327,469,053.13
(Over)/Under spending~	29,116,019.93	-22,804,171.89	6,311,848.04

Notes: \* The use of NTA is discouraged  
 Notes: \*\* Amounts should tally with the grand total disbursement (column 27).

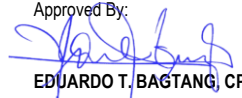
Certified Correct:

  
**ARNOLD A. TANDING, CPA, MBA**  
 Accountant III  
 Date : 2022-01-21 14:35:16

Recommending Approval:

  
**DANILO T. BUEN, MBA**  
 Director, FMS  
 Date : 2022-01-21 14:37:24


Approved By:


  
**EDUARDO T. BAGTANG, CPA, DBM**  
 SUC President III  
 Date : 2022-01-21 14:39:32


**QUARTERLY REPORT OF REVENUE AND OTHER RECEIPTS**  
As at the Quarter Ending December 31, 2021

Department : State Universities and Colleges (SUCs)  
 Agency : Kalinga State University  
 Operating Unit : <not applicable>  
 Organization Code : 08 019 0000000  
 Funding Cluster : 05 - Internally Generated Funds

Classification/Sources of Revenue and Other Receipts	UACS CODE	REVENUE TARGET (Annual)	Actual Revenue and Other Receipts Collections					Cumulative Remittance/Deposits to Date			Variance		Remarks
			1st Quarter Ending March 31	2nd Quarter Ending June 30	3rd Quarter Ending September 30	4th Quarter Ending December 31	Total	Remittance to BTr	Deposited with AGDB	Total	Amount	%	
1	2	3	4	5	6	7	8=(4+5+6+7)	9	10	11=(9+10)	12=(8-3)	13=(12/3)	14
Internally Generated Funds		62,000,000.00	2,698,638.74	2,108,300.00	6,054,285.91	23,461,867.67	34,323,092.32	0.00	34,323,092.32	34,323,092.32	(27,676,907.68)	-45%	
Revenue Collections		62,000,000.00	2,698,638.74	2,108,300.00	6,054,285.91	23,461,867.67	34,323,092.32	0.00	34,323,092.32	34,323,092.32	(27,676,907.68)	-45%	
Cash Revenue		62,000,000.00	2,698,638.74	2,108,300.00	6,054,285.91	23,461,867.67	34,323,092.32	0.00	34,323,092.32	34,323,092.32	(27,676,907.68)	-45%	
Non-Tax		62,000,000.00	2,698,638.74	2,108,300.00	6,054,285.91	23,461,867.67	34,323,092.32	0.00	34,323,092.32	34,323,092.32	(27,676,907.68)	-45%	
Other Service Income	4020199099	2,000,000.00	506,415.00	484,374.00	522,567.00	363,588.60	1,876,944.60	0.00	1,876,944.60	1,876,944.60	(123,055.40)	-6%	
Tuition Fees	4020201001	36,000,000.00	1,059,858.24	747,909.82	3,392,174.20	14,574,645.07	19,774,587.33	0.00	19,774,587.33	19,774,587.33	(16,225,412.67)	-45%	
Income Collected from Students	4020201002	24,000,000.00	1,132,365.50	876,016.18	2,139,544.71	8,523,634.00	12,671,560.39	0.00	12,671,560.39	12,671,560.39	(11,328,439.61)	-47%	
<b>TOTAL</b>		<b>62,000,000.00</b>	<b>2,698,638.74</b>	<b>2,108,300.00</b>	<b>6,054,285.91</b>	<b>23,461,867.67</b>	<b>34,323,092.32</b>	<b>0.00</b>	<b>34,323,092.32</b>	<b>34,323,092.32</b>	<b>(27,676,907.68)</b>	<b>-45%</b>	

Certified Correct:  
  
**ARNOLD A. TANDING, CPA, MBA**  
 Accountant III  
 Date: 2022-01-22 13:09:45

Recommending Approval:  
  
**DANILO T. BUEN, MBA**  
 Director for Finance Management Services  
 Date: 2022-01-22 13:10:53

Approved By:  
  
**EDUARDO T. BAGTANG, CPA, DBM**  
 SUC President III  
 Date: 2022-01-22 13:11:56

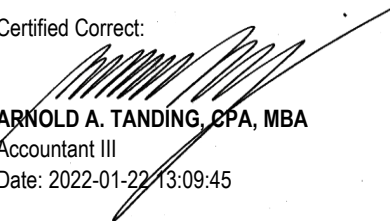
38,270,197.74


**QUARTERLY REPORT OF REVENUE AND OTHER RECEIPTS**  
As at the Quarter Ending December 31, 2021


Department : State Universities and Colleges (SUCs)  
 Agency : Kalinga State University  
 Operating Unit : <not applicable>  
 Organization Code : 08 019 0000000  
 Funding Cluster : 06 - Business Related Funds

Classification/Sources of Revenue and Other Receipts	UACS CODE	REVENUE TARGET (Annual)	Actual Revenue and Other Receipts Collections					Cumulative Remittance/Deposits to Date			Variance		Remarks
			1st Quarter Ending March 31	2nd Quarter Ending June 30	3rd Quarter Ending September 30	4th Quarter Ending December 31	Total	Remittance to BTr	Deposited with AGDB	Total	Amount	%	
1	2	3	4	5	6	7	8=(4+5+6+7)	9	10	11=(9+10)	12=(8-3)	13=(12/3)	14
Business Related Funds		8,000,000.00	1,293,945.59	587,498.56	1,226,611.32	839,049.95	3,947,105.42	0.00	3,947,105.42	3,947,105.42	(4,052,894.58)	-51%	
Revenue Collections		8,000,000.00	1,293,945.59	587,498.56	1,226,611.32	839,049.95	3,947,105.42	0.00	3,947,105.42	3,947,105.42	(4,052,894.58)	-51%	
Cash Revenue		8,000,000.00	1,293,945.59	587,498.56	1,226,611.32	839,049.95	3,947,105.42	0.00	3,947,105.42	3,947,105.42	(4,052,894.58)	-51%	
Non-Tax		8,000,000.00	1,293,945.59	587,498.56	1,226,611.32	839,049.95	3,947,105.42	0.00	3,947,105.42	3,947,105.42	(4,052,894.58)	-51%	
Rent/Lease Income	4020205000	500,000.00	93,965.91	144,516.57	38,000.00	74,285.25	350,767.73	0.00	350,767.73	350,767.73	(149,232.27)	-30%	
Income from Hostels/Dormitories and other Like facilities	4020213000	250,000.00	600.00	7,000.00	25,500.00	1,200.00	34,300.00	0.00	34,300.00	34,300.00	(215,700.00)	-86%	
Income from Printing and Publication	4020215000	2,500,000.00	670,239.00	91,292.88	644,863.52	307,107.00	1,713,502.40	0.00	1,713,502.40	1,713,502.40	(786,497.60)	-31%	
Sale of Animals, Meat and Dairy	4020216006	1,200,000.00	458,789.68	342,139.11	339,197.80	332,362.70	1,472,489.29	0.00	1,472,489.29	1,472,489.29	272,489.29	23%	
Other Sales	4020216099	1,800,000.00	66,530.00	2,550.00	86,210.00	70,015.00	225,305.00	0.00	225,305.00	225,305.00	(1,574,695.00)	-87%	
Other Business Income	4020299099	1,750,000.00	3,821.00	0.00	92,840.00	54,080.00	150,741.00	0.00	150,741.00	150,741.00	(1,599,259.00)	-91%	
<b>TOTAL</b>		<b>8,000,000.00</b>	<b>1,293,945.59</b>	<b>587,498.56</b>	<b>1,226,611.32</b>	<b>839,049.95</b>	<b>3,947,105.42</b>	<b>0.00</b>	<b>3,947,105.42</b>	<b>3,947,105.42</b>	<b>(4,052,894.58)</b>	<b>-51%</b>	

38,270,197.74

Certified Correct:  
  
**ARNOLD A. TANDING, CPA, MBA**  
 Accountant III  
 Date: 2022-01-22 13:09:45

Recommending Approval:  
  
**DANILO T. BUEN, MBA**  
 Director for Finance Management Services  
 Date: 2022-01-22 13:10:53

Approved By:  
  
**EDUARDO T. BAGTANG, CPA, DBM**  
 SUC President III  
 Date: 2022-01-22 13:11:56

STATEMENT OF APPROVED BUDGET, UTILIZATIONS, DISBURSEMENTS AND BALANCES FOR TRUST RECEIPTS

(for Implementing Agency use only)

As at the Quarter Ending December 31, 2021

Department : State Universities and Colleges (SUCs)  
 Agency : Kalinga State University  
 Operating Unit : <not applicable>  
 Organization Code: 08 019 0000000  
 Funding Cluster: 07 - Trust Receipts

X	Inter Agency Fund Transfer
	Grants and Donations (Less than 12 months)

(e.g. UACS Fund Cluster: 05-Internally Generated Funds and 06-Business Related Funds)

Source Agencies and Projects	UACS CODE	Approved Budget			Utilizations					Disbursements					Balances		
		Approved Budgeted Revenue	Adjustments (Reductions, Modifications/ Augmentations)	Adjusted Budgeted Revenue	1st Quarter Ending March 31	2nd Quarter Ending June 30	3rd Quarter Ending Sept. 30	4th Quarter Ending Dec. 31	Total	1st Quarter Ending March 31	2nd Quarter Ending June 30	3rd Quarter Ending Sept. 30	4th Quarter Ending Dec. 31	Total	Unutilized Budget	Unpaid Utilizations	
																Due and Demandable	Not Yet Due and Demandable
1	2	3	4	5=[(3+(-)4)]	6	7	8	9	10=(6+7+8+9)	11	12	13	14	15=(11+12+13+14)	16	17	18
<b>Department of Agriculture</b>		<b>1,222,354.01</b>	<b>0.00</b>	<b>1,222,354.01</b>	<b>0.00</b>	<b>0.00</b>	<b>0.00</b>	<b>0.00</b>	<b>0.00</b>	<b>0.00</b>	<b>0.00</b>	<b>0.00</b>	<b>0.00</b>	<b>0.00</b>	<b>1,222,354.01</b>	<b>0.00</b>	<b>0.00</b>
Production of Coffee Seedlings		1,222,354.01	0.00	1,222,354.01	0.00	0.00	0.00	0.00	0.00	0.00	0.00	0.00	0.00	0.00	1,222,354.01	0.00	0.00
MOOE		1,222,354.01		1,222,354.01	0.00	0.00	0.00	0.00	0.00	0.00	0.00	0.00	0.00	0.00	1,222,354.01	0.00	0.00
CO		0.00	0.00	0.00	0.00	0.00	0.00	0.00	0.00	0.00	0.00	0.00	0.00	0.00	0.00	0.00	0.00
<b>DOST-PCAARRD</b>		<b>423,825.78</b>	<b>0.00</b>	<b>423,825.78</b>	<b>0.00</b>	<b>0.00</b>	<b>0.00</b>	<b>0.00</b>	<b>0.00</b>	<b>0.00</b>	<b>0.00</b>	<b>0.00</b>	<b>0.00</b>	<b>0.00</b>	<b>423,825.78</b>	<b>0.00</b>	<b>0.00</b>
Conservation, Improvement and Profitable Utilization of the Philippine Native Pigs - Organized Breeding and Selection for the Establishment of Breeding True-to-Type Native Pig Populations in the Cordillera Administrative Region, Cagayan Valley, Calabarzon and Mimaropa Regions		423,825.78	0.00	423,825.78	0.00	0.00	0.00	0.00	0.00	0.00	0.00	0.00	0.00	0.00	423,825.78	0.00	0.00
MOOE		423,825.78	0.00	423,825.78	0.00	0.00	0.00	0.00	0.00	0.00	0.00	0.00	0.00	0.00	423,825.78	0.00	0.00
CO		0.00	0.00	0.00	0.00	0.00	0.00	0.00	0.00	0.00	0.00	0.00	0.00	0.00	0.00	0.00	0.00
<b>DOST-PCAARRD</b>		<b>733,609.43</b>	<b>0.00</b>	<b>733,609.43</b>	<b>0.00</b>	<b>0.00</b>	<b>0.00</b>	<b>0.00</b>	<b>0.00</b>	<b>0.00</b>	<b>0.00</b>	<b>0.00</b>	<b>0.00</b>	<b>0.00</b>	<b>733,609.43</b>	<b>0.00</b>	<b>0.00</b>
Conservation, Improvement and Profitable Utilization of the Philippine Native Pigs - Local Resource-Based Free Range Production Management Protocols and Systems for Breeder and Slaughter Native Pigs		733,609.43	0.00	733,609.43	0.00	0.00	0.00	0.00	0.00	0.00	0.00	0.00	0.00	0.00	733,609.43	0.00	0.00
MOOE		733,609.43	0.00	733,609.43	0.00	0.00	0.00	0.00	0.00	0.00	0.00	0.00	0.00	0.00	733,609.43	0.00	0.00
CO		0.00	0.00	0.00	0.00	0.00	0.00	0.00	0.00	0.00	0.00	0.00	0.00	0.00	0.00	0.00	0.00
<b>DOST-PCAARRD</b>		<b>1,286,532.97</b>	<b>0.00</b>	<b>1,286,532.97</b>	<b>103,914.94</b>	<b>192,714.87</b>	<b>201,080.81</b>	<b>116,832.36</b>	<b>614,542.98</b>	<b>103,914.94</b>	<b>192,714.87</b>	<b>201,080.81</b>	<b>116,832.36</b>	<b>614,542.98</b>	<b>671,989.99</b>	<b>0.00</b>	<b>0.00</b>

STATEMENT OF APPROVED BUDGET, UTILIZATIONS, DISBURSEMENTS AND BALANCES FOR TRUST RECEIPTS

(for Implementing Agency use only)

As at the Quarter Ending December 31, 2021

Department : State Universities and Colleges (SUCs)  
 Agency : Kalinga State University  
 Operating Unit : <not applicable>  
 Organization Code: 08 019 0000000  
 Funding Cluster: 07 - Trust Receipts

X	Inter Agency Fund Transfer
	Grants and Donations (Less than 12 months)

(e.g. UACS Fund Cluster: 05-Internally Generated Funds and 06-Business Related Funds)

Source Agencies and Projects	UACS CODE	Approved Budget			Utilizations					Disbursements					Balances		
		Approved Budgeted Revenue	Adjustments (Reductions, Modifications/ Augmentations)	Adjusted Budgeted Revenue	1st Quarter Ending March 31	2nd Quarter Ending June 30	3rd Quarter Ending Sept. 30	4th Quarter Ending Dec. 31	Total	1st Quarter Ending March 31	2nd Quarter Ending June 30	3rd Quarter Ending Sept. 30	4th Quarter Ending Dec. 31	Total	Unutilized Budget	Unpaid Utilizations	
																Due and Demandable	Not Yet Due and Demandable
1	2	3	4	5=[(3+(-)4)]	6	7	8	9	10=(6+7+8+9)	11	12	13	14	15=(11+12+13+14)	16	17	18
Saving the Heirloom Corn Varieties of Kalinga Province		1,286,532.97	0.00	1,286,532.97	103,914.94	192,714.87	201,080.81	116,832.36	614,542.98	103,914.94	192,714.87	201,080.81	116,832.36	614,542.98	671,989.99	0.00	0.00
MOOE		1,286,532.97	0.00	1,286,532.97	103,914.94	192,714.87	201,080.81	116,832.36	614,542.98	103,914.94	192,714.87	201,080.81	116,832.36	614,542.98	671,989.99	0.00	0.00
CO		0.00	0.00	0.00	0.00	0.00	0.00	0.00	0.00	0.00	0.00	0.00	0.00	0.00	0.00	0.00	0.00
<b>DOST-PCAARRD</b>		<b>412,656.20</b>	<b>0.00</b>	<b>412,656.20</b>	<b>0.00</b>	<b>412,656.20</b>	<b>0.00</b>	<b>0.00</b>	<b>412,656.20</b>	<b>0.00</b>	<b>412,656.20</b>	<b>0.00</b>	<b>0.00</b>	<b>412,656.20</b>	<b>0.00</b>	<b>0.00</b>	<b>0.00</b>
Disaster Risk Reduction of Climate Change Impacts on Vulnerable Coffee Farms in Kalinga		412,656.20	0.00	412,656.20	0.00	412,656.20	0.00	0.00	412,656.20	0.00	412,656.20	0.00	0.00	412,656.20	0.00	0.00	0.00
MOOE		412,656.20	0.00	412,656.20	0.00	412,656.20	0.00	0.00	412,656.20	0.00	412,656.20	0.00	0.00	412,656.20	0.00	0.00	0.00
CO		0.00	0.00	0.00	0.00	0.00	0.00	0.00	0.00	0.00	0.00	0.00	0.00	0.00	0.00	0.00	0.00
<b>DOST-PCAARRD</b>		<b>1,655,486.55</b>	<b>0.00</b>	<b>1,655,486.55</b>	<b>0.00</b>	<b>0.00</b>	<b>0.00</b>	<b>0.00</b>	<b>0.00</b>	<b>0.00</b>	<b>0.00</b>	<b>0.00</b>	<b>0.00</b>	<b>0.00</b>	<b>1,655,486.55</b>	<b>0.00</b>	<b>0.00</b>
Upgrading of YOOKAH Native Pig Nucleus Farm in CAR		1,655,486.55	0.00	1,655,486.55	0.00	0.00	0.00	0.00	0.00	0.00	0.00	0.00	0.00	0.00	1,655,486.55	0.00	0.00
MOOE		275,486.55	0.00	275,486.55	0.00	0.00	0.00	0.00	0.00	0.00	0.00	0.00	0.00	0.00	275,486.55	0.00	0.00
CO		1,380,000.00	0.00	1,380,000.00	0.00	0.00	0.00	0.00	0.00	0.00	0.00	0.00	0.00	0.00	1,380,000.00	0.00	0.00
<b>Komisyon sa Wikang Filipino</b>		<b>75,017.40</b>	<b>0.00</b>	<b>75,017.40</b>	<b>0.00</b>	<b>0.00</b>	<b>0.00</b>	<b>0.00</b>	<b>0.00</b>	<b>0.00</b>	<b>0.00</b>	<b>0.00</b>	<b>0.00</b>	<b>0.00</b>	<b>75,017.40</b>	<b>0.00</b>	<b>0.00</b>
Panukalang Proyekto Para Sa Lingguwistikong Etnograpiya Ng Filipinas		75,017.40	0.00	75,017.40	0.00	0.00	0.00	0.00	0.00	0.00	0.00	0.00	0.00	0.00	75,017.40	0.00	0.00
MOOE		75,017.40	0.00	75,017.40	0.00	0.00	0.00	0.00	0.00	0.00	0.00	0.00	0.00	0.00	75,017.40	0.00	0.00
CO		0.00	0.00	0.00	0.00	0.00	0.00	0.00	0.00	0.00	0.00	0.00	0.00	0.00	0.00	0.00	0.00
<b>Department of Science and Technology (DOST)</b>		<b>6,267.62</b>	<b>0.00</b>	<b>6,267.62</b>	<b>0.00</b>	<b>6,267.62</b>	<b>0.00</b>	<b>0.00</b>	<b>6,267.62</b>	<b>0.00</b>	<b>6,267.62</b>	<b>0.00</b>	<b>0.00</b>	<b>6,267.62</b>	<b>0.00</b>	<b>0.00</b>	<b>0.00</b>
Solar Powered Irrigation System for Improved Mulberry Biomass Production		6,267.62	0.00	6,267.62	0.00	6,267.62	0.00	0.00	6,267.62	0.00	6,267.62	0.00	0.00	6,267.62	0.00	0.00	0.00
MOOE		6,267.62	0.00	6,267.62	0.00	6,267.62	0.00	0.00	6,267.62	0.00	6,267.62	0.00	0.00	6,267.62	0.00	0.00	0.00
CO		0.00	0.00	0.00	0.00	0.00	0.00	0.00	0.00	0.00	0.00	0.00	0.00	0.00	0.00	0.00	0.00

STATEMENT OF APPROVED BUDGET, UTILIZATIONS, DISBURSEMENTS AND BALANCES FOR TRUST RECEIPTS

(for Implementing Agency use only)

As at the Quarter Ending December 31, 2021

Department : State Universities and Colleges (SUCs)  
 Agency : Kalinga State University  
 Operating Unit : <not applicable>  
 Organization Code: 08 019 0000000  
 Funding Cluster: 07 - Trust Receipts

X	Inter Agency Fund Transfer
	Grants and Donations (Less than 12 months)

(e.g. UACS Fund Cluster: 05-Internally Generated Funds and 06-Business Related Funds)

Source Agencies and Projects	UACS CODE	Approved Budget			Utilizations					Disbursements					Balances		
		Approved Budgeted Revenue	Adjustments) (Reductions, Modifications/ Augmentations)	Adjusted Budgeted Revenue	1st Quarter Ending March 31	2nd Quarter Ending June 30	3rd Quarter Ending Sept. 30	4th Quarter Ending Dec. 31	Total	1st Quarter Ending March 31	2nd Quarter Ending June 30	3rd Quarter Ending Sept. 30	4th Quarter Ending Dec. 31	Total	Unutilized Budget	Unpaid Utilizations	
																Due and Demandable	Not Yet Due and Demandable
1	2	3	4	5=[(3+(-)4)]	6	7	8	9	10=(6+7+8+9)	11	12	13	14	15=(11+12+13+14)	16	17	18
<b>Cordillera Regional Health Research &amp; Development Consortium</b>		<b>536,878.38</b>	<b>0.00</b>	<b>536,878.38</b>	<b>7,500.00</b>	<b>289,911.00</b>	<b>116,000.00</b>	<b>0.00</b>	<b>413,411.00</b>	<b>7,500.00</b>	<b>289,911.00</b>	<b>116,000.00</b>	<b>0.00</b>	<b>413,411.00</b>	<b>123,467.38</b>	<b>0.00</b>	<b>0.00</b>
Documentation of Ethnomedicinal Plants Used By The Subtribes of Lower Kalinga		536,878.38	0.00	536,878.38	7,500.00	289,911.00	116,000.00	0.00	413,411.00	7,500.00	289,911.00	116,000.00	0.00	413,411.00	123,467.38	0.00	0.00
MOOE		536,878.38	0.00	536,878.38	7,500.00	289,911.00	116,000.00	0.00	413,411.00	7,500.00	289,911.00	116,000.00	0.00	413,411.00	123,467.38	0.00	0.00
CO		0.00	0.00	0.00	0.00	0.00	0.00	0.00	0.00	0.00	0.00	0.00	0.00	0.00	0.00	0.00	0.00
<b>Department of Labor and Employment - Cordillera Administrative Region</b>		<b>199.22</b>	<b>0.00</b>	<b>199.22</b>	<b>0.00</b>	<b>199.22</b>	<b>0.00</b>	<b>0.00</b>	<b>199.22</b>	<b>0.00</b>	<b>199.22</b>	<b>0.00</b>	<b>0.00</b>	<b>199.22</b>	<b>0.00</b>	<b>0.00</b>	<b>0.00</b>
Farm Supply Retailing		199.22	0.00	199.22	0.00	199.22	0.00	0.00	199.22	0.00	199.22	0.00	0.00	199.22	0.00	0.00	0.00
MOOE		199.22	0.00	199.22	0.00	199.22	0.00	0.00	199.22	0.00	199.22	0.00	0.00	199.22	0.00	0.00	0.00
CO		0.00	0.00	0.00	0.00	0.00	0.00	0.00	0.00	0.00	0.00	0.00	0.00	0.00	0.00	0.00	0.00
<b>DA-ACEF</b>		<b>140,871.41</b>	<b>0.00</b>	<b>140,871.41</b>	<b>0.00</b>	<b>0.00</b>	<b>0.00</b>	<b>0.00</b>	<b>0.00</b>	<b>0.00</b>	<b>0.00</b>	<b>0.00</b>	<b>0.00</b>	<b>0.00</b>	<b>140,871.41</b>	<b>0.00</b>	<b>0.00</b>
Upgrading of Button Mushroom (Agaricus bisporus) Facility at Kalinga State University		140,871.41	0.00	140,871.41	0.00	0.00	0.00	0.00	0.00	0.00	0.00	0.00	0.00	0.00	140,871.41	0.00	0.00
MOOE		0.00	0.00	0.00	0.00	0.00	0.00	0.00	0.00	0.00	0.00	0.00	0.00	0.00	0.00	0.00	0.00
CO		140,871.41	0.00	140,871.41	0.00	0.00	0.00	0.00	0.00	0.00	0.00	0.00	0.00	0.00	140,871.41	0.00	0.00
<b>Commission on Higher Education</b>		<b>30,000.00</b>	<b>0.00</b>	<b>30,000.00</b>	<b>0.00</b>	<b>30,000.00</b>	<b>0.00</b>	<b>0.00</b>	<b>30,000.00</b>	<b>0.00</b>	<b>30,000.00</b>	<b>0.00</b>	<b>0.00</b>	<b>30,000.00</b>	<b>0.00</b>	<b>0.00</b>	<b>0.00</b>
HEDF-Funded Project		30,000.00	0.00	30,000.00	0.00	30,000.00	0.00	0.00	30,000.00	0.00	30,000.00	0.00	0.00	30,000.00	0.00	0.00	0.00
MOOE		0.00	0.00	0.00	0.00	0.00	0.00	0.00	0.00	0.00	0.00	0.00	0.00	0.00	0.00	0.00	0.00
CO		30,000.00	0.00	30,000.00	0.00	30,000.00	0.00	0.00	30,000.00	0.00	30,000.00	0.00	0.00	30,000.00	0.00	0.00	0.00
<b>Department of Agriculture</b>		<b>0.00</b>	<b>5,000,000.00</b>	<b>5,000,000.00</b>	<b>0.00</b>	<b>4,999,326.38</b>	<b>0.00</b>	<b>0.00</b>	<b>4,999,326.38</b>	<b>0.00</b>	<b>4,999,326.38</b>	<b>0.00</b>	<b>0.00</b>	<b>4,999,326.38</b>	<b>673.62</b>	<b>0.00</b>	<b>0.00</b>
Goat Multiplier Breeder Farm Project		0.00	5,000,000.00	5,000,000.00	0.00	4,999,326.38	0.00	0.00	4,999,326.38	0.00	4,999,326.38	0.00	0.00	4,999,326.38	673.62	0.00	0.00
MOOE		0.00	2,272,355.00	2,272,355.00	0.00	2,271,681.38	0.00	0.00	2,271,681.38	0.00	2,271,681.38	0.00	0.00	2,271,681.38	673.62	0.00	0.00
CO		0.00	2,727,645.00	2,727,645.00	0.00	2,727,645.00	0.00	0.00	2,727,645.00	0.00	2,727,645.00	0.00	0.00	2,727,645.00	0.00	0.00	0.00
<b>Department of Agriculture</b>		<b>0.00</b>	<b>2,000,000.00</b>	<b>2,000,000.00</b>	<b>0.00</b>	<b>1,467,848.02</b>	<b>278,680.37</b>	<b>244,935.40</b>	<b>1,991,463.79</b>	<b>0.00</b>	<b>1,080,703.40</b>	<b>278,680.37</b>	<b>595,680.02</b>	<b>1,955,063.79</b>	<b>8,536.21</b>	<b>36,400.00</b>	<b>0.00</b>

STATEMENT OF APPROVED BUDGET, UTILIZATIONS, DISBURSEMENTS AND BALANCES FOR TRUST RECEIPTS

(for Implementing Agency use only)

As at the Quarter Ending December 31, 2021

Department : State Universities and Colleges (SUCs)

Agency : Kalinga State University

Operating Unit : <not applicable>

Organization Code: 08 019 0000000

Funding Cluster: 07 - Trust Receipts

(e.g. UACS Fund Cluster: 05-Internally Generated Funds and 06-Business Related Funds)

X	Inter Agency Fund Transfer
	Grants and Donations (Less than 12 months)

Source Agencies and Projects	UACS CODE	Approved Budget			Utilizations					Disbursements					Balances		
		Approved Budgeted Revenue	Adjustments (Reductions, Modifications/ Augmentations)	Adjusted Budgeted Revenue	1st Quarter Ending March 31	2nd Quarter Ending June 30	3rd Quarter Ending Sept. 30	4th Quarter Ending Dec. 31	Total	1st Quarter Ending March 31	2nd Quarter Ending June 30	3rd Quarter Ending Sept. 30	4th Quarter Ending Dec. 31	Total	Unutilized Budget	Unpaid Utilizations	
																Due and Demandable	Not Yet Due and Demandable
1	2	3	4	5=[(3+(-)4)]	6	7	8	9	10=(6+7+8+9)	11	12	13	14	15=(11+12+13+14)	16	17	18
Massive Seeds and Seedling Production Program		0.00	2,000,000.00	2,000,000.00	0.00	1,467,848.02	278,680.37	244,935.40	1,991,463.79	0.00	1,080,703.40	278,680.37	595,680.02	1,955,063.79	8,536.21	36,400.00	0.00
MOOE		0.00	1,612,855.38	1,612,855.38	0.00	1,080,703.40	278,680.37	244,935.40	1,604,319.17	0.00	1,080,703.40	278,680.37	208,535.40	1,567,919.17	8,536.21	36,400.00	0.00
CO		0.00	387,144.62	387,144.62	0.00	387,144.62	0.00	0.00	387,144.62	0.00	0.00	0.00	387,144.62	387,144.62	0.00	0.00	0.00
<b>Department of Science and Technology</b>		<b>0.00</b>	<b>7,772,651.83</b>	<b>7,772,651.83</b>	<b>0.00</b>	<b>169,729.80</b>	<b>495,740.47</b>	<b>2,181,218.41</b>	<b>2,846,688.68</b>	<b>0.00</b>	<b>169,729.80</b>	<b>495,740.47</b>	<b>649,421.83</b>	<b>1,314,892.10</b>	<b>4,925,963.15</b>	<b>1,531,796.58</b>	<b>0.00</b>
Program Boondock: A Mountain Engineering Center Towards Sustainable Infrastructure and Upland Water Security; Slope Stability Analysis and Engineering Intervention for Rice Terraces and Road Infrastructures		0.00	7,772,651.83	7,772,651.83	0.00	169,729.80	495,740.47	2,181,218.41	2,846,688.68	0.00	169,729.80	495,740.47	649,421.83	1,314,892.10	4,925,963.15	1,531,796.58	0.00
MOOE		0.00	6,451,001.83	6,451,001.83	0.00	169,729.80	495,740.47	859,568.41	1,525,038.68	0.00	169,729.80	495,740.47	649,421.83	1,314,892.10	4,925,963.15	210,146.58	0.00
CO		0.00	1,321,650.00	1,321,650.00	0.00	0.00	0.00	1,321,650.00	1,321,650.00	0.00	0.00	0.00	0.00	0.00		1,321,650.00	0.00
<b>CHED-Central Office</b>		<b>0.00</b>	<b>21,300,000.00</b>	<b>21,300,000.00</b>	<b>0.00</b>	<b>0.00</b>	<b>0.00</b>	<b>0.00</b>	<b>0.00</b>	<b>0.00</b>	<b>0.00</b>	<b>0.00</b>	<b>0.00</b>	<b>0.00</b>	<b>21,300,000.00</b>	<b>0.00</b>	<b>0.00</b>
Modernization of Engineering Laboratory Equipment to Cope-up with the Global Challenge		0.00	21,300,000.00	21,300,000.00	0.00	0.00	0.00	0.00	0.00	0.00	0.00	0.00	0.00	0.00	21,300,000.00	0.00	0.00
MOOE		0.00	0.00	0.00	0.00	0.00	0.00	0.00	0.00	0.00	0.00	0.00	0.00	0.00	0.00	0.00	0.00
CO		0.00	21,300,000.00	21,300,000.00	0.00	0.00	0.00	0.00	0.00	0.00	0.00	0.00	0.00	0.00	21,300,000.00	0.00	0.00
<b>CHED-Central Office</b>		<b>0.00</b>	<b>16,000,000.00</b>	<b>16,000,000.00</b>	<b>0.00</b>	<b>0.00</b>	<b>0.00</b>	<b>0.00</b>	<b>0.00</b>	<b>0.00</b>	<b>0.00</b>	<b>0.00</b>	<b>0.00</b>	<b>0.00</b>	<b>16,000,000.00</b>	<b>0.00</b>	<b>0.00</b>
Establishment of a Campus-based Kalinga Cultural Heritage Studies and Edu-tourism Center		0.00	16,000,000.00	16,000,000.00	0.00	0.00	0.00	0.00	0.00	0.00	0.00	0.00	0.00	0.00	16,000,000.00	0.00	0.00
MOOE		0.00	16,000,000.00	16,000,000.00	0.00	0.00	0.00	0.00	0.00	0.00	0.00	0.00	0.00	0.00	16,000,000.00	0.00	0.00
CO		0.00	0.00	0.00	0.00	0.00	0.00	0.00	0.00	0.00	0.00	0.00	0.00	0.00	0.00	0.00	0.00
<b>Makilala Mining Company, Inc.</b>		<b>0.00</b>	<b>979,839.00</b>	<b>979,839.00</b>	<b>0.00</b>	<b>0.00</b>	<b>407,400.00</b>	<b>461,188.90</b>	<b>868,588.90</b>	<b>0.00</b>	<b>0.00</b>	<b>407,400.00</b>	<b>337,311.40</b>	<b>744,711.40</b>	<b>111,250.10</b>	<b>123,877.50</b>	<b>0.00</b>

STATEMENT OF APPROVED BUDGET, UTILIZATIONS, DISBURSEMENTS AND BALANCES FOR TRUST RECEIPTS

(for Implementing Agency use only)

As at the Quarter Ending December 31, 2021

Department : State Universities and Colleges (SUCs)  
 Agency : Kalinga State University  
 Operating Unit : <not applicable>  
 Organization Code: 08 019 0000000  
 Funding Cluster: 07 - Trust Receipts

X	Inter Agency Fund Transfer
	Grants and Donations (Less than 12 months)

(e.g. UACS Fund Cluster: 05-Internally Generated Funds and 06-Business Related Funds)

Source Agencies and Projects	UACS CODE	Approved Budget			Utilizations					Disbursements					Balances		
		Approved Budgeted Revenue	Adjustments (Reductions, Modifications/ Augmentations)	Adjusted Budgeted Revenue	1st Quarter Ending March 31	2nd Quarter Ending June 30	3rd Quarter Ending Sept. 30	4th Quarter Ending Dec. 31	Total	1st Quarter Ending March 31	2nd Quarter Ending June 30	3rd Quarter Ending Sept. 30	4th Quarter Ending Dec. 31	Total	Unutilized Budget	Unpaid Utilizations	
																Due and Demandable	Not Yet Due and Demandable
1	2	3	4	5=[(3+(-)4)]	6	7	8	9	10=(6+7+8+9)	11	12	13	14	15=(11+12+13+14)	16	17	18
Environmental Baseline Studies at Balatoc, Pasil, Kalinga		0.00	979,839.00	979,839.00	0.00	0.00	407,400.00	461,188.90	868,588.90	0.00	0.00	407,400.00	337,311.40	744,711.40	111,250.10	123,877.50	0.00
MOOE		0.00	979,839.00	979,839.00	0.00	0.00	407,400.00	461,188.90	868,588.90	0.00	0.00	407,400.00	337,311.40	744,711.40	111,250.10	123,877.50	0.00
CO		0.00	0.00	0.00	0.00	0.00	0.00	0.00	0.00	0.00	0.00	0.00	0.00	0.00	0.00	0.00	0.00
<b>Landbank Countryside Development Foundation, Inc.</b>		<b>0.00</b>	<b>312,000.00</b>	<b>312,000.00</b>	<b>0.00</b>	<b>0.00</b>	<b>0.00</b>	<b>0.00</b>	<b>0.00</b>	<b>0.00</b>	<b>0.00</b>	<b>0.00</b>	<b>0.00</b>	<b>0.00</b>	<b>312,000.00</b>	<b>0.00</b>	<b>0.00</b>
Financial Inclusion Through Community Financial Literacy Program		0.00	312,000.00	312,000.00	0.00	0.00	0.00	0.00	0.00	0.00	0.00	0.00	0.00	0.00	312,000.00	0.00	0.00
MOOE		0.00	312,000.00	312,000.00	0.00	0.00	0.00	0.00	0.00	0.00	0.00	0.00	0.00	0.00	312,000.00	0.00	0.00
CO		0.00	0.00	0.00	0.00	0.00	0.00	0.00	0.00	0.00	0.00	0.00	0.00	0.00	0.00	0.00	0.00
<b>DOST-CAR</b>		<b>0.00</b>	<b>1,383,281.60</b>	<b>1,383,281.60</b>	<b>0.00</b>	<b>0.00</b>	<b>0.00</b>	<b>0.00</b>	<b>0.00</b>	<b>0.00</b>	<b>0.00</b>	<b>0.00</b>	<b>0.00</b>	<b>0.00</b>	<b>1,383,281.60</b>	<b>0.00</b>	<b>0.00</b>
CLEARs Project (Community-Level Evaluation and Assessment of Rain-induced Landslide Susceptibility)		0.00	1,383,281.60	1,383,281.60	0.00	0.00	0.00	0.00	0.00	0.00	0.00	0.00	0.00	0.00	1,383,281.60	0.00	0.00
MOOE		0.00	1,383,281.60	1,383,281.60	0.00	0.00	0.00	0.00	0.00	0.00	0.00	0.00	0.00	0.00	1,383,281.60	0.00	0.00
CO		0.00	0.00	0.00	0.00	0.00	0.00	0.00	0.00	0.00	0.00	0.00	0.00	0.00	0.00	0.00	0.00
<b>CHED-Central Office</b>		<b>0.00</b>	<b>1,638,861.00</b>	<b>1,638,861.00</b>	<b>0.00</b>	<b>0.00</b>	<b>0.00</b>	<b>173,726.75</b>	<b>173,726.75</b>	<b>0.00</b>	<b>0.00</b>	<b>0.00</b>	<b>0.00</b>	<b>0.00</b>	<b>1,465,134.25</b>	<b>173,726.75</b>	<b>0.00</b>
Fortifying the Kalinga Spirit To Heal As One: KSU's Response To COVID-19 Pandemic		0.00	1,638,861.00	1,638,861.00	0.00	0.00	0.00	173,726.75	173,726.75	0.00	0.00	0.00	0.00	0.00	1,465,134.25	173,726.75	0.00
MOOE		0.00	1,638,861.00	1,638,861.00	0.00	0.00	0.00	173,726.75	173,726.75	0.00	0.00	0.00	0.00	0.00	1,465,134.25	173,726.75	0.00
CO		0.00	0.00	0.00	0.00	0.00	0.00	0.00	0.00	0.00	0.00	0.00	0.00	0.00	0.00	0.00	0.00
<b>CHED-Central Office</b>		<b>0.00</b>	<b>25,000,000.00</b>	<b>25,000,000.00</b>	<b>0.00</b>	<b>0.00</b>	<b>0.00</b>	<b>0.00</b>	<b>0.00</b>	<b>0.00</b>	<b>0.00</b>	<b>0.00</b>	<b>0.00</b>	<b>0.00</b>	<b>25,000,000.00</b>	<b>0.00</b>	<b>0.00</b>
Building Safe and Secure Learning Environment to Support Flexible and Ubiquitous Learning in Kalinga State University		0.00	25,000,000.00	25,000,000.00	0.00	0.00	0.00	0.00	0.00	0.00	0.00	0.00	0.00	0.00	25,000,000.00	0.00	0.00
MOOE		0.00	25,000,000.00	25,000,000.00	0.00	0.00	0.00	0.00	0.00	0.00	0.00	0.00	0.00	0.00	25,000,000.00	0.00	0.00
CO		0.00	0.00	0.00	0.00	0.00	0.00	0.00	0.00	0.00	0.00	0.00	0.00	0.00	0.00	0.00	0.00



STATEMENT OF APPROVED BUDGET, UTILIZATIONS, DISBURSEMENTS AND BALANCES FOR TRUST RECEIPTS

(for Implementing Agency use only)

As at the Quarter Ending December 31, 2021

Department : State Universities and Colleges (SUCs)

Agency : Kalinga State University

Operating Unit : <not applicable>

Organization Code: 08 019 0000000

Funding Cluster: 07 - Trust Receipts

(e.g. UACS Fund Cluster: 05-Internally Generated Funds and 06-Business Related Funds)

X	Inter Agency Fund Transfer
	Grants and Donations (Less than 12 months)

Source Agencies and Projects	UACS CODE	Approved Budget			Utilizations					Disbursements					Balances		
		Approved Budgeted Revenue	Adjustments (Reductions, Modifications/ Augmentations)	Adjusted Budgeted Revenue	1st Quarter Ending March 31	2nd Quarter Ending June 30	3rd Quarter Ending Sept. 30	4th Quarter Ending Dec. 31	Total	1st Quarter Ending March 31	2nd Quarter Ending June 30	3rd Quarter Ending Sept. 30	4th Quarter Ending Dec. 31	Total	Unutilized Budget	Unpaid Utilizations	
																Due and Demandable	Not Yet Due and Demandable
1	2	3	4	5=[(3+(-)4)]	6	7	8	9	10=(6+7+8+9)	11	12	13	14	15=(11+12+13+14)	16	17	18
<b>Provincial Government of Kalinga</b>		0.00	12,000.00	12,000.00	0.00	0.00	0.00	0.00	0.00	0.00	0.00	0.00	0.00	0.00	12,000.00	0.00	0.00
Financial Assistance to the Students of CBAA of the KSU in Celebration of its Virtual Socio Cultural Festival		0.00	12,000.00	12,000.00	0.00	0.00	0.00	0.00	0.00	0.00	0.00	0.00	0.00	0.00	12,000.00	0.00	0.00
MOOE		0.00	12,000.00	12,000.00	0.00	0.00	0.00	0.00	0.00	0.00	0.00	0.00	0.00	0.00	12,000.00	0.00	0.00
CO		0.00	0.00	0.00	0.00	0.00	0.00	0.00	0.00	0.00	0.00	0.00	0.00	0.00	0.00	0.00	0.00
<b>TESDA-Kalinga</b>		<b>99,571.70</b>	<b>0.00</b>	<b>99,571.70</b>	<b>0.00</b>	<b>0.00</b>	<b>0.00</b>	<b>0.00</b>	<b>0.00</b>	<b>0.00</b>	<b>0.00</b>	<b>0.00</b>	<b>0.00</b>	<b>0.00</b>	<b>99,571.70</b>	<b>0.00</b>	<b>0.00</b>
Training for Work Scholarship Program (TWSP)		99,571.70	0.00	99,571.70	0.00	0.00	0.00	0.00	0.00	0.00	0.00	0.00	0.00	0.00	99,571.70	0.00	0.00
MOOE		99,571.70	0.00	99,571.70	0.00	0.00	0.00	0.00	0.00	0.00	0.00	0.00	0.00	0.00	99,571.70	0.00	0.00
CO		0.00	0.00	0.00	0.00	0.00	0.00	0.00	0.00	0.00	0.00	0.00	0.00	0.00	0.00	0.00	0.00
<b>TESDA Kalinga</b>		<b>206,851.00</b>	<b>0.00</b>	<b>206,851.00</b>	<b>0.00</b>	<b>0.00</b>	<b>0.00</b>	<b>0.00</b>	<b>0.00</b>	<b>0.00</b>	<b>0.00</b>	<b>0.00</b>	<b>0.00</b>	<b>0.00</b>	<b>206,851.00</b>	<b>0.00</b>	<b>0.00</b>
Training and Assessment		206,851.00	0.00	206,851.00	0.00	0.00	0.00	0.00	0.00	0.00	0.00	0.00	0.00	0.00	206,851.00	0.00	0.00
MOOE		206,851.00	0.00	206,851.00	0.00	0.00	0.00	0.00	0.00	0.00	0.00	0.00	0.00	0.00	206,851.00	0.00	0.00
CO		0.00	0.00	0.00	0.00	0.00	0.00	0.00	0.00	0.00	0.00	0.00	0.00	0.00	0.00	0.00	0.00
<b>TESDA-CAR</b>		<b>1,699,752.51</b>	<b>0.00</b>	<b>1,699,752.51</b>	<b>0.00</b>	<b>0.00</b>	<b>0.00</b>	<b>0.00</b>	<b>0.00</b>	<b>0.00</b>	<b>0.00</b>	<b>0.00</b>	<b>0.00</b>	<b>0.00</b>	<b>1,699,752.51</b>	<b>0.00</b>	<b>0.00</b>
Implementation of Free TVET under the Universal Access to Quality Tertiary Education Act (UAQTEA) in State-run Technical Vocational Institutions (STVIs)		1,699,752.51	0.00	1,699,752.51	0.00	0.00	0.00	0.00	0.00	0.00	0.00	0.00	0.00	0.00	1,699,752.51	0.00	0.00
MOOE		1,699,752.51	0.00	1,699,752.51	0.00	0.00	0.00	0.00	0.00	0.00	0.00	0.00	0.00	0.00	1,699,752.51	0.00	0.00
CO		0.00	0.00	0.00	0.00	0.00	0.00	0.00	0.00	0.00	0.00	0.00	0.00	0.00	0.00	0.00	0.00
<b>Commission on Higher Education</b>		<b>75,600.00</b>	<b>226,600.00</b>	<b>302,200.00</b>	<b>0.00</b>	<b>0.00</b>	<b>40,000.00</b>	<b>0.00</b>	<b>40,000.00</b>	<b>0.00</b>	<b>0.00</b>	<b>40,000.00</b>	<b>0.00</b>	<b>40,000.00</b>	<b>262,200.00</b>	<b>0.00</b>	<b>0.00</b>
ESGP-PA Scholarship Grant		75,600.00	226,600.00	302,200.00	0.00	0.00	40,000.00	0.00	40,000.00	0.00	0.00	40,000.00	0.00	40,000.00	262,200.00	0.00	0.00
MOOE		75,600.00	226,600.00	302,200.00	0.00	0.00	40,000.00	0.00	40,000.00	0.00	0.00	40,000.00	0.00	40,000.00	262,200.00	0.00	0.00
CO		0.00	0.00	0.00	0.00	0.00	0.00	0.00	0.00	0.00	0.00	0.00	0.00	0.00	0.00	0.00	0.00
<b>Commission on Higher Education</b>		<b>681,846.00</b>	<b>41,878,555.00</b>	<b>42,560,401.00</b>	<b>260,700.00</b>	<b>0.00</b>	<b>23,029,235.00</b>	<b>18,587,650.00</b>	<b>41,877,585.00</b>	<b>260,700.00</b>	<b>0.00</b>	<b>23,029,235.00</b>	<b>18,587,650.00</b>	<b>41,877,585.00</b>	<b>682,816.00</b>	<b>0.00</b>	<b>0.00</b>

STATEMENT OF APPROVED BUDGET, UTILIZATIONS, DISBURSEMENTS AND BALANCES FOR TRUST RECEIPTS

(for Implementing Agency use only)


As at the Quarter Ending December 31, 2021


Department : State Universities and Colleges (SUCs)  
 Agency : Kalinga State University  
 Operating Unit : <not applicable>  
 Organization Code: 08 019 0000000  
 Funding Cluster: 07 - Trust Receipts


X	Inter Agency Fund Transfer
	Grants and Donations (Less than 12 months)


(e.g. UACS Fund Cluster: 05-Internally Generated Funds and 06-Business Related Funds)

Source Agencies and Projects	UACS CODE	Approved Budget			Utilizations					Disbursements					Balances		
		Approved Budgeted Revenue	Adjustments (Reductions, Modifications/ Augmentations)	Adjusted Budgeted Revenue	1st Quarter Ending March 31	2nd Quarter Ending June 30	3rd Quarter Ending Sept. 30	4th Quarter Ending Dec. 31	Total	1st Quarter Ending March 31	2nd Quarter Ending June 30	3rd Quarter Ending Sept. 30	4th Quarter Ending Dec. 31	Total	Unutilized Budget	Unpaid Utilizations	
																Due and Demandable	Not Yet Due and Demandable
1	2	3	4	5=[(3+(-)4)]	6	7	8	9	10=(6+7+8+9)	11	12	13	14	15=(11+12+13+14)	16	17	18
Free Tuition		681,846.00	41,878,555.00	42,560,401.00	260,700.00	0.00	23,029,235.00	18,587,650.00	41,877,585.00	260,700.00	0.00	23,029,235.00	18,587,650.00	41,877,585.00	682,816.00	0.00	0.00
MOOE		681,846.00	41,878,555.00	42,560,401.00	260,700.00	0.00	23,029,235.00	18,587,650.00	41,877,585.00	260,700.00	0.00	23,029,235.00	18,587,650.00	41,877,585.00	682,816.00	0.00	0.00
CO		0.00	0.00	0.00	0.00	0.00	0.00	0.00	0.00	0.00	0.00	0.00	0.00	0.00	0.00	0.00	0.00
<b>Commission on Higher Education</b>		<b>7,187,842.45</b>	<b>57,890,800.00</b>	<b>65,078,642.45</b>	<b>12,943,479.11</b>	<b>15,165,447.48</b>	<b>1,270,157.67</b>	<b>15,102,476.50</b>	<b>44,481,560.76</b>	<b>12,943,479.11</b>	<b>15,165,447.48</b>	<b>1,270,157.67</b>	<b>15,102,476.50</b>	<b>44,481,560.76</b>	<b>20,597,081.69</b>	<b>0.00</b>	<b>0.00</b>
Tertiary Education Subsidy		7,187,842.45	57,890,800.00	65,078,642.45	12,943,479.11	15,165,447.48	1,270,157.67	15,102,476.50	44,481,560.76	12,943,479.11	15,165,447.48	1,270,157.67	15,102,476.50	44,481,560.76	20,597,081.69	0.00	0.00
MOOE		7,187,842.45	57,890,800.00	65,078,642.45	12,943,479.11	15,165,447.48	1,270,157.67	15,102,476.50	44,481,560.76	12,943,479.11	15,165,447.48	1,270,157.67	15,102,476.50	44,481,560.76	20,597,081.69	0.00	0.00
CO		0.00	0.00	0.00	0.00	0.00	0.00	0.00	0.00	0.00	0.00	0.00	0.00	0.00	0.00	0.00	0.00
<b>Commission on Higher Education - Cordillera Administrative Region</b>		<b>451,500.00</b>	<b>2,598,000.00</b>	<b>3,049,500.00</b>	<b>787,500.00</b>	<b>6,000.00</b>	<b>1,540,500.00</b>	<b>517,500.00</b>	<b>2,851,500.00</b>	<b>787,500.00</b>	<b>6,000.00</b>	<b>1,540,500.00</b>	<b>517,500.00</b>	<b>2,851,500.00</b>	<b>198,000.00</b>	<b>0.00</b>	<b>0.00</b>
Tulong-Dunong Program		451,500.00	2,598,000.00	3,049,500.00	787,500.00	6,000.00	1,540,500.00	517,500.00	2,851,500.00	787,500.00	6,000.00	1,540,500.00	517,500.00	2,851,500.00	198,000.00	0.00	0.00
MOOE		451,500.00	2,598,000.00	3,049,500.00	787,500.00	6,000.00	1,540,500.00	517,500.00	2,851,500.00	787,500.00	6,000.00	1,540,500.00	517,500.00	2,851,500.00	198,000.00	0.00	0.00
CO		0.00	0.00	0.00	0.00	0.00	0.00	0.00	0.00	0.00	0.00	0.00	0.00	0.00	0.00	0.00	0.00
<b>Department of Education</b>		<b>0.00</b>	<b>2,283,750.00</b>	<b>2,283,750.00</b>	<b>0.00</b>	<b>0.00</b>	<b>2,283,750.00</b>	<b>0.00</b>	<b>2,283,750.00</b>	<b>0.00</b>	<b>0.00</b>	<b>2,283,750.00</b>	<b>0.00</b>	<b>2,283,750.00</b>	<b>0.00</b>	<b>0.00</b>	<b>0.00</b>
Senior High School		0.00	2,283,750.00	2,283,750.00	0.00	0.00	2,283,750.00	0.00	2,283,750.00	0.00	0.00	2,283,750.00	0.00	2,283,750.00	0.00	0.00	0.00
MOOE		0.00	2,283,750.00	2,283,750.00	0.00	0.00	2,283,750.00	0.00	2,283,750.00	0.00	0.00	2,283,750.00	0.00	2,283,750.00	0.00	0.00	0.00
CO		0.00	0.00	0.00	0.00	0.00	0.00	0.00	0.00	0.00	0.00	0.00	0.00	0.00	0.00	0.00	0.00
<b>TOTAL</b>		<b>16,926,662.63</b>	<b>186,276,338.43</b>	<b>203,203,001.06</b>	<b>14,103,094.05</b>	<b>22,740,100.59</b>	<b>29,662,544.32</b>	<b>37,385,528.32</b>	<b>103,891,267.28</b>	<b>14,103,094.05</b>	<b>22,352,955.97</b>	<b>29,662,544.32</b>	<b>35,906,872.11</b>	<b>102,025,466.45</b>	<b>99,311,733.78</b>	<b>1,865,800.83</b>	<b>0.00</b>
MOOE		15,375,791.22	160,539,898.81	175,915,690.03	14,103,094.05	19,595,310.97	29,662,544.32	36,063,878.32	99,424,827.66	14,103,094.05	19,595,310.97	29,662,544.32	35,519,727.49	98,880,676.83	76,490,862.37	544,150.83	0.00
CO		1,550,871.41	25,736,439.62	27,287,311.03	0.00	3,144,789.62	0.00	1,321,650.00	4,466,439.62	0.00	2,757,645.00	0.00	387,144.62	3,144,789.62	22,820,871.41	1,321,650.00	0.00

Certified Correct:  
  
**ELSIE P. ANDRES**  
 Budget Officer  
 Date: 2022-01-25

Certified Correct:  
  
**ARNOLD A. TANDING, CPA, MBA**  
 Accountant III  
 Date: 2022-01-25

Recommending Approval:  
  
**DANILO T. BUEN, MBA**  
 Director, FMS  
 Date: 2022-01-25

Approved By:  
  
**EDUARDO T. BACTANG, CPA, DBM**  
 SUC President III  
 Date: 2022-01-25

**APPROPRIATIONS, OBLIGATIONS AND DISBURSEMENTS**  
As of Month Ending January 31, 2021

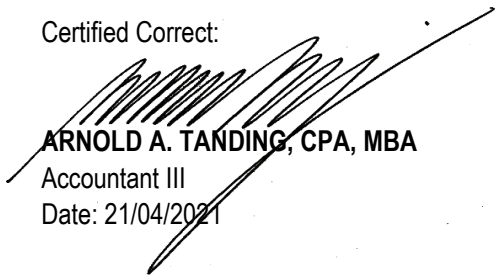
Department : State Universities and Colleges (SUCs)  
 Agency : Kalinga State University (KSU)  
 Operating Unit : < not applicable >  
 Organization Code : 08 019 0000000

Particulars	Available Appropriations	Allotment Releases		Obligations		Disbursements		
	Amount	Amount	% to Available Appropriations	Amount	% to Allotment	Amount	% to Allotment	% to Obligations
<b>B. Details by Agency</b>	<b>492,131,606.13</b>	<b>463,709,606.13</b>	<b>94%</b>	<b>158,969,199.43</b>	<b>34%</b>	<b>12,900,593.30</b>	<b>3%</b>	<b>8%</b>
Kalinga State University	492,131,606.13	463,709,606.13	94%	158,969,199.43	34%	12,900,593.30	3%	8%
< not applicable >	492,131,606.13	463,709,606.13	94%	158,969,199.43	34%	12,900,593.30	3%	8%
<b>Accounts Payable</b>	<b>146,068,606.13</b>	<b>146,068,606.13</b>	<b>100%</b>	<b>146,068,606.13</b>	<b>100%</b>	<b>0.00</b>	<b>0%</b>	<b>0%</b>
PS	1,403,945.42	1,403,945.42	100%	1,403,945.42	100%	0.00	0%	0%
MOOE	9,263,396.48	9,263,396.48	100%	9,263,396.48	100%	0.00	0%	0%
CO	135,401,264.23	135,401,264.23	100%	135,401,264.23	100%	0.00	0%	0%
<b>Current Year</b>	<b>346,063,000.00</b>	<b>317,641,000.00</b>	<b>92%</b>	<b>12,900,593.30</b>	<b>4%</b>	<b>12,900,593.30</b>	<b>4%</b>	<b>100%</b>
PS	235,520,000.00	208,098,000.00	88%	12,680,423.55	6%	12,680,423.55	6%	100%
MOOE	48,009,000.00	47,009,000.00	98%	220,169.75	0%	220,169.75	0%	100%
CO	62,534,000.00	62,534,000.00	100%	0.00	0%	0.00	0%	0%
<b>Prior Year</b>	<b>0.00</b>	<b>0.00</b>	<b>0%</b>	<b>0.00</b>	<b>0%</b>	<b>0.00</b>	<b>0%</b>	<b>0%</b>
PS	0.00	0.00	0%	0.00	0%	0.00	0%	0%
MOOE	0.00	0.00	0%	0.00	0%	0.00	0%	0%
CO	0.00	0.00	0%	0.00	0%	0.00	0%	0%


Certified Correct:

  
**ELSIE P. ANDRES**  
 Budget Officer  
 Date: 21/04/2021


Certified Correct:

  
**ARNOLD A. TANDING, CPA, MBA**  
 Accountant III  
 Date: 21/04/2021

Recommended By:

  
**DANILO T. BUEN, MBA**  
 Director, FMS  
 Date: 21/04/2021

Approved By:

  
**EDUARDO T. BAGTANG, CPA, DBM**  
 SUC President III  
 Date: 21/04/2021

This report was generated using the Unified Reporting System on 21/04/2021 08:40 Status : SUBMITTED

**APPROPRIATIONS, OBLIGATIONS AND DISBURSEMENTS**  
As of Month Ending February 28, 2021

Department : State Universities and Colleges (SUCs)  
 Agency : Kalinga State University (KSU)  
 Operating Unit : < not applicable >  
 Organization Code : 08 019 0000000

Particulars	Available Appropriations	Allotment Releases		Obligations		Disbursements		
	Amount	Amount	% to Available Appropriations	Amount	% to Allotment	Amount	% to Allotment	% to Obligations
<b>B. Details by Agency</b>	<b>492,131,606.13</b>	<b>463,709,606.13</b>	<b>94%</b>	<b>176,466,202.15</b>	<b>38%</b>	<b>30,397,596.02</b>	<b>7%</b>	<b>17%</b>
Kalinga State University	492,131,606.13	463,709,606.13	94%	176,466,202.15	38%	30,397,596.02	7%	17%
< not applicable >	492,131,606.13	463,709,606.13	94%	176,466,202.15	38%	30,397,596.02	7%	17%
<b>Accounts Payable</b>	<b>146,068,606.13</b>	<b>146,068,606.13</b>	<b>100%</b>	<b>146,068,606.13</b>	<b>100%</b>	<b>0.00</b>	<b>0%</b>	<b>0%</b>
PS	1,403,945.42	1,403,945.42	100%	1,403,945.42	100%	0.00	0%	0%
MOOE	9,263,396.48	9,263,396.48	100%	9,263,396.48	100%	0.00	0%	0%
CO	135,401,264.23	135,401,264.23	100%	135,401,264.23	100%	0.00	0%	0%
<b>Current Year</b>	<b>346,063,000.00</b>	<b>317,641,000.00</b>	<b>92%</b>	<b>30,397,596.02</b>	<b>10%</b>	<b>30,397,596.02</b>	<b>10%</b>	<b>100%</b>
PS	235,520,000.00	208,098,000.00	88%	26,200,296.79	13%	26,200,296.79	13%	100%
MOOE	48,009,000.00	47,009,000.00	98%	4,086,970.79	9%	4,086,970.79	9%	100%
CO	62,534,000.00	62,534,000.00	100%	110,328.44	0%	110,328.44	0%	100%
<b>Prior Year</b>	<b>0.00</b>	<b>0.00</b>	<b>0%</b>	<b>0.00</b>	<b>0%</b>	<b>0.00</b>	<b>0%</b>	<b>0%</b>
PS	0.00	0.00	0%	0.00	0%	0.00	0%	0%
MOOE	0.00	0.00	0%	0.00	0%	0.00	0%	0%
CO	0.00	0.00	0%	0.00	0%	0.00	0%	0%

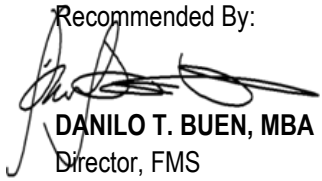
Certified Correct:

  
**ELSIE P. ANDRES**  
 Budget Officer  
 Date: 21/04/2021


Certified Correct:

  
**ARNOLD A. TANDING, CPA, MBA**  
 Accountant III  
 Date: 21/04/2021

Recommended By:

  
**DANILO T. BUEN, MBA**  
 Director, FMS  
 Date: 21/04/2021

Approved By:

  
**EDUARDO T. BAGTANG, CPA, DBM**  
 SUC President III  
 Date: 21/04/2021

This report was generated using the Unified Reporting System on 21/04/2021 08:42 Status : SUBMITTED

**APPROPRIATIONS, OBLIGATIONS AND DISBURSEMENTS**  
As of Month Ending March 31, 2021

Department : State Universities and Colleges (SUCs)  
 Agency : Kalinga State University (KSU)  
 Operating Unit : < not applicable >  
 Organization Code : 08 019 0000000

Particulars	Available Appropriations	Allotment Releases		Obligations		Disbursements		
	Amount	Amount	% to Available Appropriations	Amount	% to Allotment	Amount	% to Allotment	% to Obligations
<b>B. Details by Agency</b>	<b>492,131,606.13</b>	<b>463,709,606.13</b>	<b>94%</b>	<b>238,913,093.08</b>	<b>52%</b>	<b>55,906,136.35</b>	<b>12%</b>	<b>23%</b>
Kalinga State University	492,131,606.13	463,709,606.13	94%	238,913,093.08	52%	55,906,136.35	12%	23%
< not applicable >	492,131,606.13	463,709,606.13	94%	238,913,093.08	52%	55,906,136.35	12%	23%
<b>Accounts Payable</b>	<b>146,068,606.13</b>	<b>146,068,606.13</b>	<b>100%</b>	<b>146,068,606.13</b>	<b>100%</b>	<b>0.00</b>	<b>0%</b>	<b>0%</b>
PS	1,403,945.42	1,403,945.42	100%	1,403,945.42	100%	0.00	0%	0%
MOOE	9,263,396.48	9,263,396.48	100%	9,263,396.48	100%	0.00	0%	0%
CO	135,401,264.23	135,401,264.23	100%	135,401,264.23	100%	0.00	0%	0%
<b>Current Year</b>	<b>346,063,000.00</b>	<b>317,641,000.00</b>	<b>92%</b>	<b>92,844,486.95</b>	<b>29%</b>	<b>55,906,136.35</b>	<b>18%</b>	<b>60%</b>
PS	235,520,000.00	208,098,000.00	88%	42,515,547.09	20%	42,515,547.09	20%	100%
MOOE	48,009,000.00	47,009,000.00	98%	6,612,071.85	14%	5,859,876.85	12%	89%
CO	62,534,000.00	62,534,000.00	100%	43,716,868.01	70%	7,530,712.41	12%	17%
<b>Prior Year</b>	<b>0.00</b>	<b>0.00</b>	<b>0%</b>	<b>0.00</b>	<b>0%</b>	<b>0.00</b>	<b>0%</b>	<b>0%</b>
PS	0.00	0.00	0%	0.00	0%	0.00	0%	0%
MOOE	0.00	0.00	0%	0.00	0%	0.00	0%	0%
CO	0.00	0.00	0%	0.00	0%	0.00	0%	0%

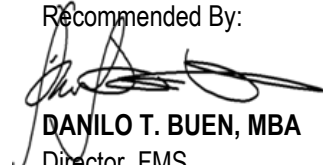
Certified Correct:

  
**ELSIE P. ANDRES**  
 Budget Officer  
 Date: 21/04/2021


Certified Correct:

  
**ARNOLD A. TANDING, CPA, MBA**  
 Accountant III  
 Date: 21/04/2021

Recommended By:

  
**DANILO T. BUEN, MBA**  
 Director, FMS  
 Date: 21/04/2021

Approved By:


  
**EDUARDO T. BAGTANG, CPA, DBM**  
 SUC President III  
 Date: 21/04/2021

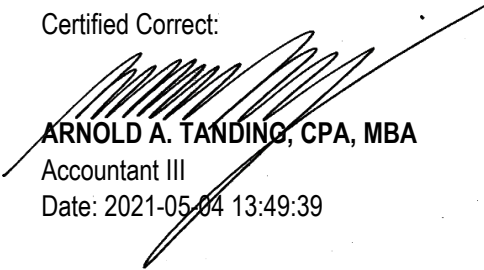
This report was generated using the Unified Reporting System on 21/04/2021 08:43 Status : SUBMITTED


**APPROPRIATIONS, OBLIGATIONS AND DISBURSEMENTS**  
As of Month Ending April, 2021


Department : State Universities and Colleges (SUCs)  
 Agency : Kalinga State University (KSU)  
 Operating Unit : < not applicable >  
 Organization Code : 08 019 0000000

Particulars	Available Appropriations	Allotment Releases		Obligations		Disbursements		
	Amount	Amount	% to Available Appropriations	Amount	% to Allotment	Amount	% to Allotment	% to Obligations
<b>B. Details by Agency</b>	<b>492,131,606.13</b>	<b>463,709,606.13</b>	<b>94%</b>	<b>256,887,380.51</b>	<b>55%</b>	<b>73,880,423.78</b>	<b>16%</b>	<b>29%</b>
Kalinga State University	492,131,606.13	463,709,606.13	94%	256,887,380.51	55%	73,880,423.78	16%	29%
< not applicable >	492,131,606.13	463,709,606.13	94%	256,887,380.51	55%	73,880,423.78	16%	29%
<b>Accounts Payable</b>	<b>146,068,606.13</b>	<b>146,068,606.13</b>	<b>100%</b>	<b>146,068,606.13</b>	<b>100%</b>	<b>0.00</b>	<b>0%</b>	<b>0%</b>
PS	1,403,945.42	1,403,945.42	100%	1,403,945.42	100%	0.00	0%	0%
MOOE	9,263,396.48	9,263,396.48	100%	9,263,396.48	100%	0.00	0%	0%
CO	135,401,264.23	135,401,264.23	100%	135,401,264.23	100%	0.00	0%	0%
<b>Current Year</b>	<b>346,063,000.00</b>	<b>317,641,000.00</b>	<b>92%</b>	<b>110,818,774.38</b>	<b>35%</b>	<b>73,880,423.78</b>	<b>23%</b>	<b>67%</b>
PS	235,520,000.00	208,098,000.00	88%	58,446,334.95	28%	58,446,334.95	28%	100%
MOOE	48,009,000.00	47,009,000.00	98%	8,500,134.30	18%	7,747,939.30	16%	91%
CO	62,534,000.00	62,534,000.00	100%	43,872,305.13	70%	7,686,149.53	12%	18%
<b>Prior Year</b>	<b>0.00</b>	<b>0.00</b>	<b>0%</b>	<b>0.00</b>	<b>0%</b>	<b>0.00</b>	<b>0%</b>	<b>0%</b>
PS	0.00	0.00	0%	0.00	0%	0.00	0%	0%
MOOE	0.00	0.00	0%	0.00	0%	0.00	0%	0%
CO	0.00	0.00	0%	0.00	0%	0.00	0%	0%

Certified Correct:  
  
**ELSIE P. ANDRES**  
 Budget Officer  
 Date: 2021-05-04 13:49:39

Certified Correct:  
  
**ARNOLD A. TANDING, CPA, MBA**  
 Accountant III  
 Date: 2021-05-04 13:49:39

Recommended By:  
  
**DANILO T. BUEN, MBA**  
 Director, FMS  
 Date: 2021-05-04 14:18:22


Approved By:  
  
**EDUARDO T. BAGTANG, CPA, DBM**  
 SUC President III  
 Date: 2021-05-04 14:30:23

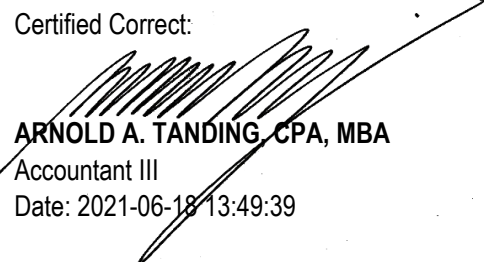
This report was generated using the Unified Reporting System on 03/07/2021 03:22 Status : SUBMITTED


**APPROPRIATIONS, OBLIGATIONS AND DISBURSEMENTS**  
As of Month Ending May, 2021

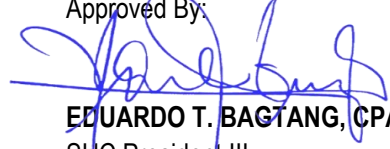
Department : State Universities and Colleges (SUCs)  
 Agency : Kalinga State University (KSU)  
 Operating Unit : < not applicable >  
 Organization Code : 08 019 0000000

Particulars	Available Appropriations	Allotment Releases		Obligations		Disbursements		
	Amount	Amount	% to Available Appropriations	Amount	% to Allotment	Amount	% to Allotment	% to Obligations
<b>B. Details by Agency</b>	<b>492,131,606.13</b>	<b>463,709,606.13</b>	<b>94%</b>	<b>284,339,835.13</b>	<b>61%</b>	<b>101,186,945.81</b>	<b>22%</b>	<b>36%</b>
Kalinga State University	492,131,606.13	463,709,606.13	94%	284,339,835.13	61%	101,186,945.81	22%	36%
< not applicable >	492,131,606.13	463,709,606.13	94%	284,339,835.13	61%	101,186,945.81	22%	36%
<b>Accounts Payable</b>	<b>146,068,606.13</b>	<b>146,068,606.13</b>	<b>100%</b>	<b>146,068,606.13</b>	<b>100%</b>	<b>0.00</b>	<b>0%</b>	<b>0%</b>
PS	1,403,945.42	1,403,945.42	100%	1,403,945.42	100%	0.00	0%	0%
MOOE	9,263,396.48	9,263,396.48	100%	9,263,396.48	100%	0.00	0%	0%
CO	135,401,264.23	135,401,264.23	100%	135,401,264.23	100%	0.00	0%	0%
<b>Current Year</b>	<b>346,063,000.00</b>	<b>317,641,000.00</b>	<b>92%</b>	<b>138,271,229.00</b>	<b>44%</b>	<b>101,186,945.81</b>	<b>32%</b>	<b>73%</b>
PS	235,520,000.00	208,098,000.00	88%	83,757,182.53	40%	83,757,182.53	40%	100%
MOOE	48,009,000.00	47,009,000.00	98%	10,495,808.75	22%	9,743,613.75	21%	93%
CO	62,534,000.00	62,534,000.00	100%	44,018,237.72	70%	7,686,149.53	12%	17%
<b>Prior Year</b>	<b>0.00</b>	<b>0.00</b>	<b>0%</b>	<b>0.00</b>	<b>0%</b>	<b>0.00</b>	<b>0%</b>	<b>0%</b>
PS	0.00	0.00	0%	0.00	0%	0.00	0%	0%
MOOE	0.00	0.00	0%	0.00	0%	0.00	0%	0%
CO	0.00	0.00	0%	0.00	0%	0.00	0%	0%

Certified Correct:  
  
**ELSIE P. ANDRES**  
 Budget Officer  
 Date: 2021-06-18 13:49:39

Certified Correct:  
  
**ARNOLD A. TANDING, CPA, MBA**  
 Accountant III  
 Date: 2021-06-18 13:49:39

Recommended By:  
  
**DANILO T. BUEN, MBA**  
 Director, FMS  
 Date: 2021-06-18 14:18:22


Approved By:  
  
**EDUARDO T. BAGTANG, CPA, DBM**  
 SUC President III  
 Date: 2021-06-18 14:30:23

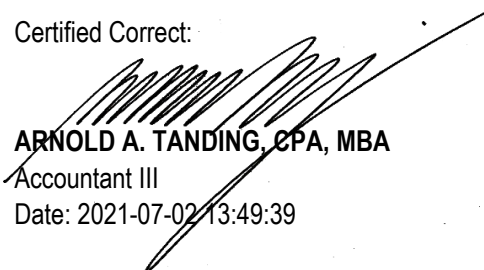
This report was generated using the Unified Reporting System on 03/07/2021 03:37 Status : SUBMITTED

**APPROPRIATIONS, OBLIGATIONS AND DISBURSEMENTS**  
As of Month Ending June, 2021


Department : State Universities and Colleges (SUCs)  
 Agency : Kalinga State University (KSU)  
 Operating Unit : < not applicable >  
 Organization Code : 08 019 0000000

Particulars	Available Appropriations	Allotment Releases		Obligations		Disbursements		
	Amount	Amount	% to Available Appropriations	Amount	% to Allotment	Amount	% to Allotment	% to Obligations
<b>B. Details by Agency</b>	<b>492,131,606.13</b>	<b>463,709,606.13</b>	<b>94%</b>	<b>318,996,246.35</b>	<b>69%</b>	<b>122,310,564.40</b>	<b>26%</b>	<b>38%</b>
Kalinga State University	492,131,606.13	463,709,606.13	94%	318,996,246.35	69%	122,310,564.40	26%	38%
< not applicable >	492,131,606.13	463,709,606.13	94%	318,996,246.35	69%	122,310,564.40	26%	38%
<b>Accounts Payable</b>	<b>146,068,606.13</b>	<b>146,068,606.13</b>	<b>100%</b>	<b>146,068,606.13</b>	<b>100%</b>	<b>0.00</b>	<b>0%</b>	<b>0%</b>
PS	1,403,945.42	1,403,945.42	100%	1,403,945.42	100%	0.00	0%	0%
MOOE	9,263,396.48	9,263,396.48	100%	9,263,396.48	100%	0.00	0%	0%
CO	135,401,264.23	135,401,264.23	100%	135,401,264.23	100%	0.00	0%	0%
<b>Current Year</b>	<b>346,063,000.00</b>	<b>317,641,000.00</b>	<b>92%</b>	<b>172,927,640.22</b>	<b>54%</b>	<b>122,310,564.40</b>	<b>39%</b>	<b>71%</b>
PS	235,520,000.00	208,098,000.00	88%	98,316,572.64	47%	98,316,572.64	47%	100%
MOOE	48,009,000.00	47,009,000.00	98%	13,504,837.29	29%	13,504,837.29	29%	100%
CO	62,534,000.00	62,534,000.00	100%	61,106,230.29	98%	10,489,154.47	17%	17%
<b>Prior Year</b>	<b>0.00</b>	<b>0.00</b>	<b>0%</b>	<b>0.00</b>	<b>0%</b>	<b>0.00</b>	<b>0%</b>	<b>0%</b>
PS	0.00	0.00	0%	0.00	0%	0.00	0%	0%
MOOE	0.00	0.00	0%	0.00	0%	0.00	0%	0%
CO	0.00	0.00	0%	0.00	0%	0.00	0%	0%

Certified Correct:  
  
**ELSIE P. ANDRES**  
 Budget Officer  
 Date: 2021-07-02 13:49:39

Certified Correct:  
  
**ARNOLD A. TANDING, CPA, MBA**  
 Accountant III  
 Date: 2021-07-02 13:49:39

Recommended By:  
  
**DANILO T. BUEN, MBA**  
 Director, FMS  
 Date: 2021-07-02 14:18:22

Approved By:  
  
**EDUARDO T. BAGTANG, CPA, DBM**  
 SUC President III  
 Date: 2021-07-02 14:30:23


This report was generated using the Unified Reporting System on 02/07/2021 06:30 Status : SUBMITTED

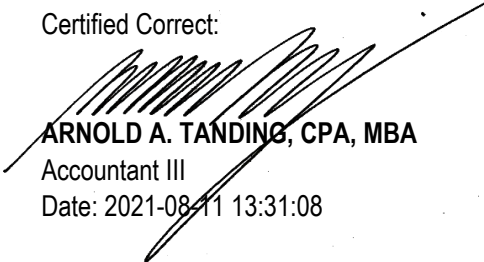


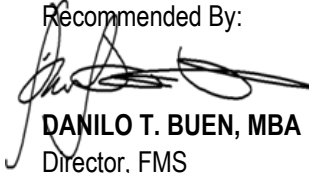
**APPROPRIATIONS, OBLIGATIONS AND DISBURSEMENTS**  
As of Month Ending July, 2021


Department : State Universities and Colleges (SUCs)  
 Agency : Kalinga State University (KSU)  
 Operating Unit : < not applicable >  
 Organization Code : 08 019 0000000

Particulars	Available Appropriations	Allotment Releases		Obligations		Disbursements		
	Amount	Amount	% to Available Appropriations	Amount	% to Allotment	Amount	% to Allotment	% to Obligations
<b>B. Details by Agency</b>	<b>492,131,606.13</b>	<b>463,709,606.13</b>	<b>94%</b>	<b>335,070,315.45</b>	<b>72%</b>	<b>138,384,633.50</b>	<b>30%</b>	<b>41%</b>
Kalinga State University	492,131,606.13	463,709,606.13	94%	335,070,315.45	72%	138,384,633.50	30%	41%
< not applicable >	492,131,606.13	463,709,606.13	94%	335,070,315.45	72%	138,384,633.50	30%	41%
<b>Accounts Payable</b>	<b>146,068,606.13</b>	<b>146,068,606.13</b>	<b>100%</b>	<b>146,068,606.13</b>	<b>100%</b>	<b>0.00</b>	<b>0%</b>	<b>0%</b>
PS	1,403,945.42	1,403,945.42	100%	1,403,945.42	100%	0.00	0%	0%
MOOE	9,263,396.48	9,263,396.48	100%	9,263,396.48	100%	0.00	0%	0%
CO	135,401,264.23	135,401,264.23	100%	135,401,264.23	100%	0.00	0%	0%
<b>Current Year</b>	<b>346,063,000.00</b>	<b>317,641,000.00</b>	<b>92%</b>	<b>189,001,709.32</b>	<b>60%</b>	<b>138,384,633.50</b>	<b>44%</b>	<b>73%</b>
PS	235,520,000.00	208,098,000.00	88%	112,659,632.10	54%	112,659,632.10	54%	100%
MOOE	48,009,000.00	47,009,000.00	98%	15,114,285.93	32%	15,114,285.93	32%	100%
CO	62,534,000.00	62,534,000.00	100%	61,227,791.29	98%	10,610,715.47	17%	17%
<b>Prior Year</b>	<b>0.00</b>	<b>0.00</b>	<b>0%</b>	<b>0.00</b>	<b>0%</b>	<b>0.00</b>	<b>0%</b>	<b>0%</b>
PS	0.00	0.00	0%	0.00	0%	0.00	0%	0%
MOOE	0.00	0.00	0%	0.00	0%	0.00	0%	0%
CO	0.00	0.00	0%	0.00	0%	0.00	0%	0%

Certified Correct:  
  
**ELSIE P. ANDRES**  
 Budget Officer  
 Date: 2021-08-11 13:31:08

Certified Correct:  
  
**ARNOLD A. TANDING, CPA, MBA**  
 Accountant III  
 Date: 2021-08-11 13:31:08

Recommended By:  
  
**DANILO T. BUEN, MBA**  
 Director, FMS  
 Date: 2021-08-11 13:31:56

Approved By:  
  
**EDUARDO T. BAGTANG, CPA, DBM**  
 SUC President III  
 Date: 2021-08-11 13:32:42


This report was generated using the Unified Reporting System on 11/08/2021 05:32 Status : SUBMITTED

**APPROPRIATIONS, OBLIGATIONS AND DISBURSEMENTS**  
As of Month Ending August, 2021

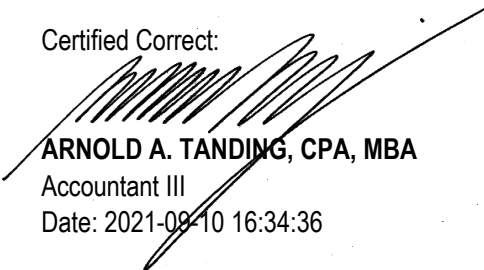
Department : State Universities and Colleges (SUCs)  
 Agency : Kalinga State University (KSU)  
 Operating Unit : < not applicable >  
 Organization Code : 08 019 0000000

Particulars	Available Appropriations	Allotment Releases		Obligations		Disbursements		
	Amount	Amount	% to Available Appropriations	Amount	% to Allotment	Amount	% to Allotment	% to Obligations
<b>B. Details by Agency</b>	<b>492,131,606.13</b>	<b>463,709,606.13</b>	<b>94%</b>	<b>352,661,594.54</b>	<b>76%</b>	<b>155,975,912.59</b>	<b>34%</b>	<b>44%</b>
Kalinga State University	492,131,606.13	463,709,606.13	94%	352,661,594.54	76%	155,975,912.59	34%	44%
< not applicable >	492,131,606.13	463,709,606.13	94%	352,661,594.54	76%	155,975,912.59	34%	44%
<b>Accounts Payable</b>	<b>146,068,606.13</b>	<b>146,068,606.13</b>	<b>100%</b>	<b>146,068,606.13</b>	<b>100%</b>	<b>0.00</b>	<b>0%</b>	<b>0%</b>
PS	1,403,945.42	1,403,945.42	100%	1,403,945.42	100%	0.00	0%	0%
MOOE	9,263,396.48	9,263,396.48	100%	9,263,396.48	100%	0.00	0%	0%
CO	135,401,264.23	135,401,264.23	100%	135,401,264.23	100%	0.00	0%	0%
<b>Current Year</b>	<b>346,063,000.00</b>	<b>317,641,000.00</b>	<b>92%</b>	<b>206,592,988.41</b>	<b>65%</b>	<b>155,975,912.59</b>	<b>49%</b>	<b>75%</b>
PS	235,520,000.00	208,098,000.00	88%	127,816,219.63	61%	127,816,219.63	61%	100%
MOOE	48,009,000.00	47,009,000.00	98%	17,431,282.07	37%	17,431,282.07	37%	100%
CO	62,534,000.00	62,534,000.00	100%	61,345,486.71	98%	10,728,410.89	17%	17%
<b>Prior Year</b>	<b>0.00</b>	<b>0.00</b>	<b>0%</b>	<b>0.00</b>	<b>0%</b>	<b>0.00</b>	<b>0%</b>	<b>0%</b>
PS	0.00	0.00	0%	0.00	0%	0.00	0%	0%
MOOE	0.00	0.00	0%	0.00	0%	0.00	0%	0%
CO	0.00	0.00	0%	0.00	0%	0.00	0%	0%


Certified Correct:

  
**ELSIE P. ANDRES**  
 Budget Officer  
 Date: 2021-09-10 16:34:36


Certified Correct:

  
**ARNOLD A. TANDING, CPA, MBA**  
 Accountant III  
 Date: 2021-09-10 16:34:36

Recommended By:

  
**DANILO T. BUEN, MBA**  
 Director, FMS  
 Date: 2021-09-10 16:35:15

Approved By:

  
**EDUARDO T. BAGTANG, CPA, DBM**  
 SUC President III  
 Date: 2021-09-10 16:36:14


This report was generated using the Unified Reporting System on 10/09/2021 08:36 Status : SUBMITTED

**APPROPRIATIONS, OBLIGATIONS AND DISBURSEMENTS**  
As of Month Ending September, 2021


Department : State Universities and Colleges (SUCs)  
 Agency : Kalinga State University (KSU)  
 Operating Unit : < not applicable >  
 Organization Code : 08 019 0000000

Particulars	Available Appropriations	Allotment Releases		Obligations		Disbursements		
	Amount	Amount	% to Available Appropriations	Amount	% to Allotment	Amount	% to Allotment	% to Obligations
<b>B. Details by Agency</b>	<b>492,131,606.13</b>	<b>463,709,606.13</b>	<b>94%</b>	<b>369,974,284.53</b>	<b>80%</b>	<b>180,283,083.96</b>	<b>39%</b>	<b>49%</b>
Kalinga State University	492,131,606.13	463,709,606.13	94%	369,974,284.53	80%	180,283,083.96	39%	49%
< not applicable >	492,131,606.13	463,709,606.13	94%	369,974,284.53	80%	180,283,083.96	39%	49%
<b>Accounts Payable</b>	<b>146,068,606.13</b>	<b>146,068,606.13</b>	<b>100%</b>	<b>146,068,606.13</b>	<b>100%</b>	<b>0.00</b>	<b>0%</b>	<b>0%</b>
PS	1,403,945.42	1,403,945.42	100%	1,403,945.42	100%	0.00	0%	0%
MOOE	9,263,396.48	9,263,396.48	100%	9,263,396.48	100%	0.00	0%	0%
CO	135,401,264.23	135,401,264.23	100%	135,401,264.23	100%	0.00	0%	0%
<b>Current Year</b>	<b>346,063,000.00</b>	<b>317,641,000.00</b>	<b>92%</b>	<b>223,905,678.40</b>	<b>70%</b>	<b>180,283,083.96</b>	<b>57%</b>	<b>81%</b>
PS	235,520,000.00	208,098,000.00	88%	142,448,876.10	68%	142,448,876.10	68%	100%
MOOE	48,009,000.00	47,009,000.00	98%	20,001,138.46	43%	20,001,138.46	43%	100%
CO	62,534,000.00	62,534,000.00	100%	61,455,663.84	98%	17,833,069.40	29%	29%
<b>Prior Year</b>	<b>0.00</b>	<b>0.00</b>	<b>0%</b>	<b>0.00</b>	<b>0%</b>	<b>0.00</b>	<b>0%</b>	<b>0%</b>
PS	0.00	0.00	0%	0.00	0%	0.00	0%	0%
MOOE	0.00	0.00	0%	0.00	0%	0.00	0%	0%
CO	0.00	0.00	0%	0.00	0%	0.00	0%	0%

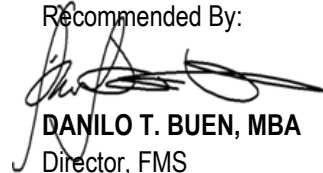
Certified Correct:

  
**ELSIE P. ANDRES**  
 Budget Officer  
 Date: 2021-10-15 15:28:45


Certified Correct:

  
**ARNOLD A. TANDING, CPA, MBA**  
 Accountant III  
 Date: 2021-10-15 15:28:45

Recommended By:

  
**DANILO T. BUEN, MBA**  
 Director, FMS  
 Date: 2021-10-15 15:29:40

Approved By:

  
**EDUARDO T. BAGTANG, CPA, DBM**  
 SUC President III  
 Date: 2021-10-15 15:30:41

This report was generated using the Unified Reporting System on 15/10/2021 07:30 Status : SUBMITTED

**APPROPRIATIONS, OBLIGATIONS AND DISBURSEMENTS**  
As of Month Ending October, 2021

Department : State Universities and Colleges (SUCs)  
 Agency : Kalinga State University (KSU)  
 Operating Unit : < not applicable >  
 Organization Code : 08 019 0000000

Particulars	Available Appropriations	Allotment Releases		Obligations		Disbursements		
	Amount	Amount	% to Available Appropriations	Amount	% to Allotment	Amount	% to Allotment	% to Obligations
<b>B. Details by Agency</b>	<b>492,131,606.13</b>	<b>463,709,606.13</b>	<b>94%</b>	<b>384,518,647.29</b>	<b>83%</b>	<b>194,827,446.72</b>	<b>42%</b>	<b>51%</b>
Kalinga State University	492,131,606.13	463,709,606.13	94%	384,518,647.29	83%	194,827,446.72	42%	51%
< not applicable >	492,131,606.13	463,709,606.13	94%	384,518,647.29	83%	194,827,446.72	42%	51%
<b>Accounts Payable</b>	<b>146,068,606.13</b>	<b>146,068,606.13</b>	<b>100%</b>	<b>146,068,606.13</b>	<b>100%</b>	<b>0.00</b>	<b>0%</b>	<b>0%</b>
PS	1,403,945.42	1,403,945.42	100%	1,403,945.42	100%	0.00	0%	0%
MOOE	9,263,396.48	9,263,396.48	100%	9,263,396.48	100%	0.00	0%	0%
CO	135,401,264.23	135,401,264.23	100%	135,401,264.23	100%	0.00	0%	0%
<b>Current Year</b>	<b>346,063,000.00</b>	<b>317,641,000.00</b>	<b>92%</b>	<b>238,450,041.16</b>	<b>75%</b>	<b>194,827,446.72</b>	<b>61%</b>	<b>82%</b>
PS	235,520,000.00	208,098,000.00	88%	155,152,160.78	75%	155,152,160.78	75%	100%
MOOE	48,009,000.00	47,009,000.00	98%	21,720,011.11	46%	21,720,011.11	46%	100%
CO	62,534,000.00	62,534,000.00	100%	61,577,869.27	98%	17,955,274.83	29%	29%
<b>Prior Year</b>	<b>0.00</b>	<b>0.00</b>	<b>0%</b>	<b>0.00</b>	<b>0%</b>	<b>0.00</b>	<b>0%</b>	<b>0%</b>
PS	0.00	0.00	0%	0.00	0%	0.00	0%	0%
MOOE	0.00	0.00	0%	0.00	0%	0.00	0%	0%
CO	0.00	0.00	0%	0.00	0%	0.00	0%	0%

Certified Correct:

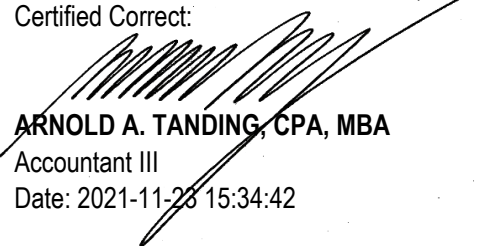


**ELSIE P. ANDRES**

Budget Officer

Date: 2021-11-23 15:34:42

Certified Correct:




**ARNOLD A. TANDING, CPA, MBA**

Accountant III

Date: 2021-11-23 15:34:42

Recommending Approval:




**DANILO T. BUEN, MBA**

Director, FMS

Date: 2021-11-23 15:36:02

Approved By:



**EDUARDO T. BAGTANG, CPA, DBM**

SUC President III


Date: 2021-11-23 15:37:16

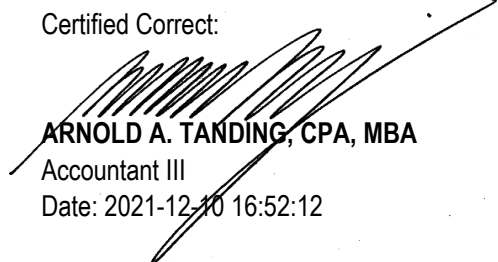
This report was generated using the Unified Reporting System on 23/11/2021 07:43 Status : SUBMITTED


**APPROPRIATIONS, OBLIGATIONS AND DISBURSEMENTS**  
As of Month Ending November, 2021


Department : State Universities and Colleges (SUCs)  
 Agency : Kalinga State University (KSU)  
 Operating Unit : < not applicable >  
 Organization Code : 08 019 0000000

Particulars	Available Appropriations	Allotment Releases		Obligations		Disbursements		
	Amount	Amount	% to Available Appropriations	Amount	% to Allotment	Amount	% to Allotment	% to Obligations
<b>B. Details by Agency</b>	<b>493,560,953.13</b>	<b>465,138,953.13</b>	<b>94%</b>	<b>419,907,094.75</b>	<b>90%</b>	<b>230,215,894.18</b>	<b>49%</b>	<b>55%</b>
Kalinga State University	493,560,953.13	465,138,953.13	94%	419,907,094.75	90%	230,215,894.18	49%	55%
< not applicable >	493,560,953.13	465,138,953.13	94%	419,907,094.75	90%	230,215,894.18	49%	55%
<b>Accounts Payable</b>	<b>146,068,606.13</b>	<b>146,068,606.13</b>	<b>100%</b>	<b>146,068,606.13</b>	<b>100%</b>	<b>0.00</b>	<b>0%</b>	<b>0%</b>
PS	1,403,945.42	1,403,945.42	100%	1,403,945.42	100%	0.00	0%	0%
MOOE	9,263,396.48	9,263,396.48	100%	9,263,396.48	100%	0.00	0%	0%
CO	135,401,264.23	135,401,264.23	100%	135,401,264.23	100%	0.00	0%	0%
<b>Current Year</b>	<b>347,492,347.00</b>	<b>319,070,347.00</b>	<b>92%</b>	<b>273,838,488.62</b>	<b>86%</b>	<b>230,215,894.18</b>	<b>72%</b>	<b>84%</b>
PS	236,949,347.00	209,527,347.00	88%	186,387,206.39	89%	186,387,206.39	89%	100%
MOOE	48,009,000.00	47,009,000.00	98%	25,788,271.31	55%	25,788,271.31	55%	100%
CO	62,534,000.00	62,534,000.00	100%	61,663,010.92	99%	18,040,416.48	29%	29%
<b>Prior Year</b>	<b>0.00</b>	<b>0.00</b>	<b>0%</b>	<b>0.00</b>	<b>0%</b>	<b>0.00</b>	<b>0%</b>	<b>0%</b>
PS	0.00	0.00	0%	0.00	0%	0.00	0%	0%
MOOE	0.00	0.00	0%	0.00	0%	0.00	0%	0%
CO	0.00	0.00	0%	0.00	0%	0.00	0%	0%

Certified Correct:  
  
**ELSIE P. ANDRES**  
 Budget Officer  
 Date: 2021-12-10 16:52:12

Certified Correct:  
  
**ARNOLD A. TANDING, CPA, MBA**  
 Accountant III  
 Date: 2021-12-10 16:52:12

Recommending Approval:  
  
**DANILO T. BUEN, MBA**  
 Director, FMS  
 Date: 2021-12-10 16:53:35

Approved By:  
  
**EDUARDO T. BAGTANG, CPA, DBM**  
 SUC President III  
 Date: 2021-12-10 16:54:59

**APPROPRIATIONS, OBLIGATIONS AND DISBURSEMENTS**  
As of Month Ending December, 2021

Department : State Universities and Colleges (SUCs)  
 Agency : Kalinga State University (KSU)  
 Operating Unit : < not applicable >  
 Organization Code : 08 019 0000000

Particulars	Available Appropriations	Allotment Releases		Obligations		Disbursements		
	Amount	Amount	% to Available Appropriations	Amount	% to Allotment	Amount	% to Allotment	% to Obligations
<b>B. Details by Agency</b>	<b>497,637,293.13</b>	<b>471,349,067.13</b>	<b>95%</b>	<b>469,548,399.57</b>	<b>100%</b>	<b>272,871,942.31</b>	<b>58%</b>	<b>58%</b>
<b>Kalinga State University</b>	<b>497,637,293.13</b>	<b>471,349,067.13</b>	<b>95%</b>	<b>469,548,399.57</b>	<b>100%</b>	<b>272,871,942.31</b>	<b>58%</b>	<b>58%</b>
< not applicable >	497,637,293.13	471,349,067.13	95%	469,548,399.57	100%	272,871,942.31	58%	58%
<b>Accounts Payable</b>	<b>146,068,606.13</b>	<b>146,068,606.13</b>	<b>100%</b>	<b>146,068,606.13</b>	<b>100%</b>	<b>0.00</b>	<b>0%</b>	<b>0%</b>
PS	1,403,945.42	1,403,945.42	100%	1,403,945.42	100%	0.00	0%	0%
MOOE	9,263,396.48	9,263,396.48	100%	9,263,396.48	100%	0.00	0%	0%
CO	135,401,264.23	135,401,264.23	100%	135,401,264.23	100%	0.00	0%	0%
<b>Current Year</b>	<b>351,568,687.00</b>	<b>325,280,461.00</b>	<b>93%</b>	<b>323,479,793.44</b>	<b>99%</b>	<b>272,871,942.31</b>	<b>84%</b>	<b>84%</b>
PS	248,020,687.00	222,732,461.00	90%	222,110,622.80	100%	221,996,270.42	100%	100%
MOOE	41,014,000.00	40,014,000.00	98%	38,851,998.60	97%	24,963,229.67	62%	64%
CO	62,534,000.00	62,534,000.00	100%	62,517,172.04	100%	25,912,442.22	41%	41%
<b>Prior Year</b>	<b>0.00</b>	<b>0.00</b>	<b>0%</b>	<b>0.00</b>	<b>0%</b>	<b>0.00</b>	<b>0%</b>	<b>0%</b>
PS	0.00	0.00	0%	0.00	0%	0.00	0%	0%
MOOE	0.00	0.00	0%	0.00	0%	0.00	0%	0%
CO	0.00	0.00	0%	0.00	0%	0.00	0%	0%

Certified Correct:



**ELSIE P. ANDRES**

Budget Officer

Date: 2022-01-24 13:32:11

Certified Correct:



**ARNOLD A. TANDING, CPA, MBA**

Accountant III

Date: 2022-01-24 13:32:11

Recommending Approval:



**DANILO T. BUEN, MBA**

Director, FMS

Date: 2022-01-24 13:32:54

Approved By:



**EDUARDO T. BAGTANG, CPA, DBM**

SUC President III

Date: 2022-01-24 13:41:13

This report was generated using the Unified Reporting System on 24/01/2022 08:45 Status : SUBMITTED