

**QUARTERLY PHYSICAL REPORT OF OPERATION
As of December 31, 2022**

Department: **State Universities and Colleges (SUCs)**
 Agency: **Kalinga State University**
 Operating Unit: **< not applicable >**
 Organization Code (UACS): **08 019 0000000**

Particulars	UACS CODE	Physical Targets (Budget Year)					Physical Accomplishments (Budget Year)					Variance	Remarks
		1st Quarter	2nd Quarter	3rd Quarter	4th Quarter	Total	1st Quarter	2nd Quarter	3rd Quarter	4th Quarter	Total		
1	2	3	4	5	6	7	8	9	10	11	12	13	14
HIGHER EDUCATION PROGRAM	31010000000000												
OO : Relevant and quality tertiary education ensured to achieve inclusive growth and access of deserving but poor students to quality tertiary education increased													
Outcome Indicators													
1. Percentage of first-time licensure exam-takers that pass the licensure exams		0.00%	55.00%	55.00%	55.00%	55.00%	0.00%	25.00%	23.53%	34.80%	34.80%	-20.20%	
2. Percentage of graduates (2 years prior) that are employed		45.00%	45.00%	45.00%	45.00%	45.00%	51.42%	54.50%	62.32%	71.93%	71.93%	26.93%	
Output Indicators													
1. Percentage of undergraduate student population enrolled in CHED-identified priority programs and RDC-identified priority programs		88.00%	88.00%	88.00%	88.00%	88.00%	90.28%	91.89%	91.21%	91.21%	91.21%	3.21%	
2. Percentage of undergraduate programs with accreditation		88.00%	88.00%	88.00%	88.00%	88.00%	100.00%	100.00%	100.00%	100.00%	100.00%	12.00%	
RESEARCH PROGRAM	32020000000000												
OO : Higher education research improved to promote economic productivity and innovation													
Outcome Indicator													

QUARTERLY PHYSICAL REPORT OF OPERATION
As of December 31, 2022

Department: **State Universities and Colleges (SUCs)**
 Agency: **Kalinga State University**
 Operating Unit: **< not applicable >**
 Organization Code (UACS): **08 019 0000000**


Particulars	UACS CODE	Physical Targets (Budget Year)					Physical Accomplishments (Budget Year)					Variance	Remarks
		1st Quarter	2nd Quarter	3rd Quarter	4th Quarter	Total	1st Quarter	2nd Quarter	3rd Quarter	4th Quarter	Total		
1	2	3	4	5	6	7	8	9	10	11	12	13	14
1. Number of research outputs in the last three years utilized by the industry or by other beneficiaries		2	3	2	4	11	3	3	3	3	12	1	
Output Indicators													
1. Number of research outputs completed within the year		19	19	19	17	74	19	3	19	45	86	12	
2. Percentage of research outputs published in internationally-refereed or CHED recognized journal within the year		8.00%	8.00%	8.00%	8.43%	32.43%	0.00%	4.55%	12.20%	37.21%	37.21%	4.78%	
TECHNICAL ADVISORY EXTENSION PROGRAM	3301000000000000												
OO : Community engagement increased													
Outcome Indicator													
1. Number of active partnerships with LGUs, industries, NGOs, NGAs, SMEs and other stakeholders as a result of extension activities		3	4	3	5	15	6	4	1	40	51	36	
Output Indicators													
1. Number of trainees weighted by the length of training		875.00	875.00	875.00	875.00	3,500.00	880.00	1,205.00	2,369.25	5,102.50	9,556.75	6,056.75	


**QUARTERLY PHYSICAL REPORT OF OPERATION
As of December 31, 2022**

Department: **State Universities and Colleges (SUCs)**
 Agency: **Kalinga State University**
 Operating Unit: **< not applicable >**
 Organization Code (UACS): **08 019 0000000**

Particulars	UACS CODE	Physical Targets (Budget Year)					Physical Accomplishments (Budget Year)					Variance	Remarks
		1st Quarter	2nd Quarter	3rd Quarter	4th Quarter	Total	1st Quarter	2nd Quarter	3rd Quarter	4th Quarter	Total		
1	2	3	4	5	6	7	8	9	10	11	12	13	14
2. Number of extension programs organized and supported consistent with the SUC's mandated and priority programs		11	11	11	12	45	11	20	18	50	99	54	
3. Percentage of beneficiaries who rate the training course/s and advisory services as satisfactory or higher in terms of quality and relevance		90.00%	90.00%	90.00%	90.00%	90.00%	100.00%	99.71%	99.61%	99.48%	99.48%	9.48%	

Prepared By: 
RHONJHON R. GARMING
 Planning Officer
 Date: 2023-01-25 10:42:42

In coordination with:

ELSIE P. ANDRES
 Budget Officer
 Date: 2023-01-25 10:42:42

Approved By: 
EDUARDO T. BAGTANG, CPA, DBM
 SUC President III
 Date: 2023-01-25 10:45:22

This report was generated using the Unified Reporting System on January 30, 2023 13:36 PM ; Status : SUBMITTED

STATEMENT OF APPROPRIATIONS, ALLOTMENTS, OBLIGATIONS, DISBURSEMENTS AND BALANCES
As at the Quarter Ending December 31, 2022

Department :State Universities and Colleges (SUCs)
Agency :Kalinga State University
Operating Unit :<not applicable>
Organization Code :08 019 0000000
Funding Cluster :01 - Regular Agency Fund

Table with 2 columns: Category (X), Description (Current Year Appropriations, Supplemental Appropriations, Continuing Appropriations)

(e.g. UACS Fund Cluster: 01-Regular Agency Fund, 02-Foreign Assisted Projects Fund, 03-Special Account-Locally Funded/Domestic Grants Fund, and 04-Special Account-Foreign Assisted/Foreign Grants Fund)

Main financial statement table with columns: Particulars, UACS CODE, Appropriations, Allotments, Current Year Obligations, Current Year Disbursements, Balances. Includes sub-totals for General Administration and Support, Administration of Personnel Benefits, and Operations.

STATEMENT OF APPROPRIATIONS, ALLOTMENTS, OBLIGATIONS, DISBURSEMENTS AND BALANCES
As at the Quarter Ending December 31, 2022

Department :State Universities and Colleges (SUCs)
Agency :Kalinga State University
Operating Unit :<not applicable>
Organization Code :08 019 0000000
Funding Cluster :01 - Regular Agency Fund

X	Current Year Appropriations
	Supplemental Appropriations
	Continuing Appropriations

(e.g. UACS Fund Cluster: 01-Regular Agency Fund, 02-Foreign Assisted Projects Fund, 03-Special Account-Locally Funded/Domestic Grants Fund, and 04-Special Account-Foreign Assisted/Foreign Grants Fund)

Particulars	UACS CODE	Appropriations			Allotments					Current Year Obligations					Current Year Disbursements					Balances			
		Authorized Appropriations	Adjustments (Transfer To/From, Modifications/Augmentations)	Adjusted Appropriations	Allotments Received	Adjustments (Reductions, Modifications/Augmentations)	Transfer To	Transfer From	Adjusted Total Allotments	1st Quarter Ending March 31	2nd Quarter Ending June 30	3rd Quarter Ending Sept. 30	4th Quarter Ending Dec. 31	Total	1st Quarter Ending March 31	2nd Quarter Ending June 30	3rd Quarter Ending Sept. 30	4th Quarter Ending Dec. 31	Total	Unreleased Appropriations	Unobligated Allotment	Unpaid Obligations (15-20) = (23+24)	
																						Due and Demandable	Not Yet Due and Demandable
1	2	3	4	5=(3+4)	6	7	8	9	10=[(6+(-)-7)-8+9]	11	12	13	14	15=(11+12+13+14)	11	12	13	14	15=(11+12+13+14)	21=(5-10)	22=(10-15)	23	24
OO : Relevant and quality tertiary education ensured to achieve inclusive growth and access of deserving but poor students to quality tertiary education increased		233,706,000.00	4,482,000.00	238,188,000.00	220,106,000.00	4,482,000.00	0.00	0.00	224,588,000.00	34,262,763.48	49,748,400.45	59,751,653.10	79,628,495.97	223,391,313.00	34,262,763.48	49,122,603.09	60,299,658.66	79,575,229.77	223,260,255.00	13,600,000.00	1,196,687.00	131,058.00	0.00
HIGHER EDUCATION PROGRAM		233,706,000.00	4,482,000.00	238,188,000.00	220,106,000.00	4,482,000.00	0.00	0.00	224,588,000.00	34,262,763.48	49,748,400.45	59,751,653.10	79,628,495.97	223,391,313.00	34,262,763.48	49,122,603.09	60,299,658.66	79,575,229.77	223,260,255.00	13,600,000.00	1,196,687.00	131,058.00	0.00
Provision of Higher Education Services	01001000020	233,706,000.00	4,482,000.00	238,188,000.00	220,106,000.00	4,482,000.00	0.00	0.00	224,588,000.00	34,262,763.48	49,748,400.45	59,751,653.10	79,628,495.97	223,391,313.00	34,262,763.48	49,122,603.09	60,299,658.66	79,575,229.77	223,260,255.00	13,600,000.00	1,196,687.00	131,058.00	0.00
PS		158,056,000.00	6,131,000.00	164,187,000.00	158,056,000.00	6,131,000.00	0.00	0.00	164,187,000.00	31,803,001.62	46,239,888.02	34,484,596.72	51,659,513.64	164,187,000.00	31,803,001.62	46,239,888.02	34,484,596.72	52,007,792.64	164,535,279.00	0.00	0.00	-348,279.00	0.00
MOOE		15,500,000.00	(1,649,000.00)	13,851,000.00	15,500,000.00	(1,649,000.00)	0.00	0.00	13,851,000.00	2,459,761.86	3,508,512.43	3,653,631.38	4,229,094.33	13,851,000.00	2,459,761.86	2,882,715.07	4,201,636.94	4,177,549.13	13,721,663.00	0.00	0.00	129,337.00	0.00
Projects		60,150,000.00	0.00	60,150,000.00	46,550,000.00	0.00	0.00	0.00	46,550,000.00	0.00	0.00	21,613,425.00	23,739,888.00	45,353,313.00	0.00	0.00	21,613,425.00	23,389,888.00	45,003,313.00	13,600,000.00	1,196,687.00	350,000.00	0.00
Locally-Funded Project(s)		60,150,000.00	0.00	60,150,000.00	46,550,000.00	0.00	0.00	0.00	46,550,000.00	0.00	0.00	21,613,425.00	23,739,888.00	45,353,313.00	0.00	0.00	21,613,425.00	23,389,888.00	45,003,313.00	13,600,000.00	1,196,687.00	350,000.00	0.00
Conduct of Activities for Sports and Culture Development	01002000080	500,000.00	0.00	500,000.00	500,000.00	0.00	0.00	0.00	500,000.00	0.00	0.00	0.00	118,000.00	118,000.00	0.00	0.00	0.00	118,000.00	118,000.00	0.00	382,000.00	0.00	0.00
MOOE		500,000.00	0.00	500,000.00	500,000.00	0.00	0.00	0.00	500,000.00	0.00	0.00	0.00	118,000.00	118,000.00	0.00	0.00	0.00	118,000.00	118,000.00	0.00	382,000.00	0.00	0.00
Infrastructure and Smart Campus Development, Operationalization of Face-to-Face Classes and Upgrading/Procurement of Equipment	01002000100	11,600,000.00	0.00	11,600,000.00	0.00	0.00	0.00	0.00	0.00	0.00	0.00	0.00	0.00	0.00	0.00	0.00	0.00	0.00	0.00	11,600,000.00	0.00	0.00	0.00
MOOE		4,500,000.00	0.00	4,500,000.00	0.00	0.00	0.00	0.00	0.00	0.00	0.00	0.00	0.00	0.00	0.00	0.00	0.00	0.00	0.00	4,500,000.00	0.00	0.00	0.00
CO		7,100,000.00	0.00	7,100,000.00	0.00	0.00	0.00	0.00	0.00	0.00	0.00	0.00	0.00	0.00	0.00	0.00	0.00	0.00	0.00	7,100,000.00	0.00	0.00	0.00

STATEMENT OF APPROPRIATIONS, ALLOTMENTS, OBLIGATIONS, DISBURSEMENTS AND BALANCES
As at the Quarter Ending December 31, 2022

Department :State Universities and Colleges (SUCs)
Agency :Kalinga State University
Operating Unit :<not applicable>
Organization Code :08 019 0000000
Funding Cluster :01 - Regular Agency Fund

X	Current Year Appropriations
	Supplemental Appropriations
	Continuing Appropriations

(e.g. UACS Fund Cluster: 01-Regular Agency Fund, 02-Foreign Assisted Projects Fund, 03-Special Account-Locally Funded/Domestic Grants Fund, and 04-Special Account-Foreign Assisted/Foreign Grants Fund)

Particulars	UACS CODE	Appropriations			Allotments					Current Year Obligations					Current Year Disbursements					Balances			
		Authorized Appropriations	Adjustments (Transfer To/From, Modifications/Augmentations)	Adjusted Appropriations	Allotments Received	Adjustments (Reductions, Modifications/Augmentations)	Transfer To	Transfer From	Adjusted Total Allotments	1st Quarter Ending March 31	2nd Quarter Ending June 30	3rd Quarter Ending Sept. 30	4th Quarter Ending Dec. 31	Total	1st Quarter Ending March 31	2nd Quarter Ending June 30	3rd Quarter Ending Sept. 30	4th Quarter Ending Dec. 31	Total	Unreleased Appropriations	Unobligated Allotment	Unpaid Obligations (15-20) = (23+24)	
																						Due and Demandable	Not Yet Due and Demandable
1	2	3	4	5=(3+4)	6	7	8	9	10=[(6+(-)7)-8+9]	11	12	13	14	15=(11+12+13+14)	11	12	13	14	15=(11+12+13+14)	21=(5-10)	22=(10-15)	23	24
Capacity Development on Futures Thinking and Strategic Foresight	01002000100	2,000,000.00	0.00	2,000,000.00	0.00	0.00	0.00	0.00	0.00	0.00	0.00	0.00	0.00	0.00	0.00	0.00	0.00	0.00	0.00	2,000,000.00	0.00	0.00	0.00
MOOE		2,000,000.00	0.00	2,000,000.00	0.00	0.00	0.00	0.00	0.00	0.00	0.00	0.00	0.00	0.00	0.00	0.00	0.00	0.00	0.00	2,000,000.00	0.00	0.00	0.00
Student Assistance Program	01002000120	500,000.00	0.00	500,000.00	500,000.00	0.00	0.00	0.00	500,000.00	0.00	0.00	0.00	499,748.00	499,748.00	0.00	0.00	0.00	499,748.00	499,748.00	0.00	252.00	0.00	0.00
MOOE		500,000.00	0.00	500,000.00	500,000.00	0.00	0.00	0.00	500,000.00	0.00	0.00	0.00	499,748.00	499,748.00	0.00	0.00	0.00	499,748.00	499,748.00	0.00	252.00	0.00	0.00
Free Higher Education	01002000130	44,200,000.00	0.00	44,200,000.00	44,200,000.00	0.00	0.00	0.00	44,200,000.00	0.00	0.00	21,613,425.00	22,584,575.00	44,198,000.00	0.00	0.00	21,613,425.00	22,584,575.00	44,198,000.00	0.00	2,000.00	0.00	0.00
MOOE		44,200,000.00	0.00	44,200,000.00	44,200,000.00	0.00	0.00	0.00	44,200,000.00	0.00	0.00	21,613,425.00	22,584,575.00	44,198,000.00	0.00	0.00	21,613,425.00	22,584,575.00	44,198,000.00	0.00	2,000.00	0.00	0.00
Increase in Carrying Capacity of Nursing and Allied Health Programs	01002000140	1,350,000.00	0.00	1,350,000.00	1,350,000.00	0.00	0.00	0.00	1,350,000.00	0.00	0.00	0.00	537,565.00	537,565.00	0.00	0.00	0.00	187,565.00	187,565.00	0.00	812,435.00	350,000.00	0.00
PS		350,000.00	0.00	350,000.00	350,000.00	0.00	0.00	0.00	350,000.00	0.00	0.00	0.00	350,000.00	350,000.00	0.00	0.00	0.00	0.00	0.00	0.00	0.00	350,000.00	0.00
MOOE		500,000.00	0.00	500,000.00	500,000.00	0.00	0.00	0.00	500,000.00	0.00	0.00	0.00	187,565.00	187,565.00	0.00	0.00	0.00	187,565.00	187,565.00	0.00	312,435.00	0.00	0.00
CO		500,000.00	0.00	500,000.00	500,000.00	0.00	0.00	0.00	500,000.00	0.00	0.00	0.00	0.00	0.00	0.00	0.00	0.00	0.00	0.00	0.00	500,000.00	0.00	0.00
OO : Higher education research improved to promote economic productivity and innovation		7,845,000.00	0.00	7,845,000.00	7,845,000.00	0.00	0.00	0.00	7,845,000.00	251,415.51	969,336.47	1,339,059.15	5,186,333.39	7,746,144.52	251,415.51	870,476.47	1,419,377.15	5,165,878.39	7,707,147.52	0.00	98,855.48	38,997.00	0.00
RESEARCH PROGRAM		7,845,000.00	0.00	7,845,000.00	7,845,000.00	0.00	0.00	0.00	7,845,000.00	251,415.51	969,336.47	1,339,059.15	5,186,333.39	7,746,144.52	251,415.51	870,476.47	1,419,377.15	5,165,878.39	7,707,147.52	0.00	98,855.48	38,997.00	0.00
Conduct of Research Services	0200000000	7,845,000.00	0.00	7,845,000.00	7,845,000.00	0.00	0.00	0.00	7,845,000.00	251,415.51	969,336.47	1,339,059.15	5,186,333.39	7,746,144.52	251,415.51	870,476.47	1,419,377.15	5,165,878.39	7,707,147.52	0.00	98,855.48	38,997.00	0.00
PS			2,030,000.00	2,030,000.00	0.00	2,030,000.00	0.00	0.00	2,030,000.00	0.00	0.00	0.00	2,030,000.00	2,030,000.00	0.00	0.00	0.00	2,030,000.00	2,030,000.00	0.00	0.00	0.00	0.00
MOOE		7,845,000.00	(2,030,000.00)	5,815,000.00	7,845,000.00	(2,030,000.00)	0.00	0.00	5,815,000.00	251,415.51	969,336.47	1,339,059.15	3,156,333.39	5,716,144.52	251,415.51	870,476.47	1,419,377.15	3,135,878.39	5,677,147.52	0.00	98,855.48	38,997.00	0.00
OO : Community engagement increased		8,347,000.00	0.00	8,347,000.00	8,347,000.00	0.00	0.00	0.00	8,347,000.00	139,544.97	1,791,227.40	1,607,357.97	4,558,869.66	8,097,000.00	139,544.97	550,122.40	1,912,056.47	5,439,582.16	8,041,306.00	0.00	250,000.00	55,694.00	0.00
TECHNICAL ADVISORY EXTENSION PROGRAM		8,347,000.00	0.00	8,347,000.00	8,347,000.00	0.00	0.00	0.00	8,347,000.00	139,544.97	1,791,227.40	1,607,357.97	4,558,869.66	8,097,000.00	139,544.97	550,122.40	1,912,056.47	5,439,582.16	8,041,306.00	0.00	250,000.00	55,694.00	0.00

STATEMENT OF APPROPRIATIONS, ALLOTMENTS, OBLIGATIONS, DISBURSEMENTS AND BALANCES
As at the Quarter Ending December 31, 2022

Department :State Universities and Colleges (SUCs)
Agency :Kalinga State University
Operating Unit :<not applicable>
Organization Code :08 019 000000
Funding Cluster :01 - Regular Agency Fund

X	Current Year Appropriations
	Supplemental Appropriations
	Continuing Appropriations

(e.g. UACS Fund Cluster: 01-Regular Agency Fund, 02-Foreign Assisted Projects Fund, 03-Special Account-Locally Funded/Domestic Grants Fund, and 04-Special Account-Foreign Assisted/Foreign Grants Fund)

Particulars	UACS CODE	Appropriations			Allotments					Current Year Obligations					Current Year Disbursements					Balances			
		Authorized Appropriations	Adjustments (Transfer To/From, Modifications/Augmentations)	Adjusted Appropriations	Allotments Received	Adjustments (Reductions, Modifications/Augmentations)	Transfer To	Transfer From	Adjusted Total Allotments	1st Quarter Ending March 31	2nd Quarter Ending June 30	3rd Quarter Ending Sept. 30	4th Quarter Ending Dec. 31	Total	1st Quarter Ending March 31	2nd Quarter Ending June 30	3rd Quarter Ending Sept. 30	4th Quarter Ending Dec. 31	Total	Unreleased Appropriations	Unobligated Allotment	Unpaid Obligations (15-20) = (23+24)	
1	2	3	4	5=(3+4)	6	7	8	9	10=[(6+(-)7)-8+9]	11	12	13	14	15=(11+12+13+14)	11	12	13	14	15=(11+12+13+14)	21=(5-10)	22=(10-15)	23	24
Provision of Extension Services		8,347,000.00	0.00	8,347,000.00	8,347,000.00	0.00	0.00	0.00	8,347,000.00	139,544.97	1,791,227.40	1,607,357.97	4,558,869.66	8,097,000.00	139,544.97	550,122.40	1,912,056.47	5,439,582.16	8,041,306.00	0.00	250,000.00	55,694.00	0.00
PS			1,140,000.00	1,140,000.00	0.00	1,140,000.00	0.00	0.00	1,140,000.00	0.00	0.00	0.00	1,140,000.00	1,140,000.00	0.00	0.00	0.00	1,140,000.00	1,140,000.00	0.00	0.00	0.00	0.00
MOOE		8,347,000.00	(1,140,000.00)	7,207,000.00	8,347,000.00	(1,140,000.00)	0.00	0.00	7,207,000.00	139,544.97	1,791,227.40	1,607,357.97	3,418,869.66	6,957,000.00	139,544.97	550,122.40	1,912,056.47	4,299,582.16	6,901,306.00	0.00	250,000.00	55,694.00	0.00
Sub-Total, Operations		249,898,000.00	4,482,000.00	254,380,000.00	236,298,000.00	4,482,000.00	0.00	0.00	240,780,000.00	34,653,723.96	52,508,964.32	62,698,070.22	89,373,699.03	239,234,457.53	34,653,723.96	50,543,201.96	63,631,092.28	90,180,690.32	239,008,708.52	13,600,000.00	1,545,542.47	225,749.00	0.00
PS		158,406,000.00	9,301,000.00	167,707,000.00	158,406,000.00	9,301,000.00	0.00	0.00	167,707,000.00	31,803,001.62	46,239,888.02	34,484,596.72	55,179,513.64	167,707,000.00	31,803,001.62	46,239,888.02	34,484,596.72	55,177,792.64	167,705,279.00	0.00	0.00	1,721.00	0.00
MOOE		83,892,000.00	-4,819,000.00	79,073,000.00	77,392,000.00	-4,819,000.00	0.00	0.00	72,573,000.00	2,850,722.34	6,269,076.30	28,213,473.50	34,194,185.39	71,527,457.53	2,850,722.34	4,303,313.94	29,146,495.56	35,002,897.69	71,303,429.52	6,500,000.00	1,045,542.47	224,028.00	0.00
CO		7,600,000.00	0.00	7,600,000.00	500,000.00	0.00	0.00	500,000.00	0.00	0.00	0.00	0.00	0.00	0.00	0.00	0.00	0.00	0.00	7,100,000.00	500,000.00	0.00	0.00	0.00
Sub-Total, I. Agency-Specific		368,309,000.00	0.00	368,309,000.00	331,904,541.00	0.00	0.00	331,904,541.00	43,100,684.95	70,360,418.55	74,569,640.47	142,328,254.55	330,358,998.52	43,100,684.95	67,830,696.69	76,026,171.54	122,023,890.30	308,981,443.48	36,404,459.00	1,545,542.48	317,528.00	21,060,027.04	0.00
PS		228,578,000.00	7,130,000.00	235,708,000.00	205,773,541.00	7,130,000.00	0.00	0.00	212,903,541.00	38,087,951.40	55,076,905.24	41,751,479.60	77,987,204.76	212,903,541.00	38,087,951.40	55,076,905.24	41,751,479.60	77,984,747.76	212,901,084.00	22,804,459.00	0.00	2,457.00	0.00
MOOE		99,209,000.00	(7,130,000.00)	92,079,000.00	92,709,000.00	(7,130,000.00)	0.00	0.00	85,579,000.00	4,932,797.61	10,185,866.79	31,175,360.02	38,239,433.10	84,533,457.52	4,932,797.61	7,656,144.93	32,631,891.09	38,997,552.89	84,218,386.52	6,500,000.00	1,045,542.48	315,071.00	0.00
CO		40,522,000.00	0.00	40,522,000.00	33,422,000.00	0.00	0.00	33,422,000.00	79,935.94	5,097,646.52	1,642,800.85	26,101,616.69	32,922,000.00	79,935.94	5,097,646.52	1,642,800.85	5,041,589.65	11,861,972.96	7,100,000.00	500,000.00	0.00	21,060,027.04	0.00
II. Automatic Appropriations																							
Retirement and Life Insurance Premiums		16,825,000.00	1,069,024.00	17,894,024.00	17,894,024.00	0.00	0.00	17,894,024.00	4,253,284.01	4,329,149.52	4,271,538.00	5,040,052.47	17,894,024.00	4,253,284.01	4,329,149.52	4,271,538.00	5,040,052.47	17,894,024.00	0.00	0.00	0.00	0.00	
PS		16,825,000.00	1,069,024.00	17,894,024.00	17,894,024.00	0.00	0.00	17,894,024.00	4,253,284.01	4,329,149.52	4,271,538.00	5,040,052.47	17,894,024.00	4,253,284.01	4,329,149.52	4,271,538.00	5,040,052.47	17,894,024.00	0.00	0.00	0.00	0.00	
Sub-Total, II. Automatic Appropriations		16,825,000.00	1,069,024.00	17,894,024.00	17,894,024.00	0.00	0.00	17,894,024.00	4,253,284.01	4,329,149.52	4,271,538.00	5,040,052.47	17,894,024.00	4,253,284.01	4,329,149.52	4,271,538.00	5,040,052.47	17,894,024.00	0.00	0.00	0.00	0.00	
PS		16,825,000.00	1,069,024.00	17,894,024.00	17,894,024.00	0.00	0.00	17,894,024.00	4,253,284.01	4,329,149.52	4,271,538.00	5,040,052.47	17,894,024.00	4,253,284.01	4,329,149.52	4,271,538.00	5,040,052.47	17,894,024.00	0.00	0.00	0.00	0.00	
GRAND TOTAL		385,134,000.00	1,069,024.00	386,203,024.00	349,798,565.00	0.00	0.00	349,798,565.00	47,353,968.96	74,689,568.07	78,841,178.47	147,368,307.02	348,253,022.52	47,353,968.96	72,159,846.21	80,297,709.54	127,063,942.77	326,875,467.48	36,404,459.00	1,545,542.48	317,528.00	21,060,027.04	0.00
PS		245,403,000.00	8,199,024.00	253,602,024.00	223,667,565.00	7,130,000.00	0.00	230,797,565.00	42,341,235.41	59,406,054.76	46,023,017.60	83,027,257.23	230,797,565.00	42,341,235.41	59,406,054.76	46,023,017.60	83,024,800.23	230,795,108.00	22,804,459.00	0.00	2,457.00	0.00	
MOOE		99,209,000.00	(7,130,000.00)	92,079,000.00	92,709,000.00	(7,130,000.00)	0.00	85,579,000.00	4,932,797.61	10,185,866.79	31,175,360.02	38,239,433.10	84,533,457.52	4,932,797.61	7,656,144.93	32,631,891.09	38,997,552.89	84,218,386.52	6,500,000.00	1,045,542.48	315,071.00	0.00	
CO		40,522,000.00	0.00	40,522,000.00	33,422,000.00	0.00	0.00	33,422,000.00	79,935.94	5,097,646.52	1,642,800.85	26,101,616.69	32,922,000.00	79,935.94	5,097,646.52	1,642,800.85	5,041,589.65	11,861,972.96	7,100,000.00	500,000.00	0.00	21,060,027.04	

Recapitulation by OO:

I. Agency Specific Budget		249,898,000.00	4,482,000.00	254,380,000.00	236,298,000.00	4,482,000.00	0.00	0.00	240,780,000.00	34,653,723.96	52,508,964.32	62,698,070.22	89,373,699.03	239,234,457.53	34,653,723.96	50,543,201.96	63,631,092.28	90,180,690.32	239,008,708.52	13,600,000.00	1,545,542.47	225,749.00	0.00
HIGHER EDUCATION PROGRAM		233,706,000.00	4,482,000.00	238,188,000.00	220,106,000.00	4,482,000.00	0.00	0.00	224,588,000.00	34,262,763.48	49,748,400.45	59,751,653.10	79,628,495.97	223,391,313.00	34,262,763.48	49,122,603.09	60,299,658.66	79,575,229.77	223,260,255.00	13,600,000.00	1,196,687.00	131,058.00	0.00
RESEARCH PROGRAM		7,845,000.00	0.00	7,845,000.00	7,845,000.00	0.00	0.00	7,845,000.00	251,415.51	969,336.47	1,339,059.15	5,186,333.39	7,746,144.52	251,415.51	870,476.47	1,419,377.15	5,165,878.39	7,707,147.52	0.00	98,855.48	38,997.00	0.00	

STATEMENT OF APPROPRIATIONS, ALLOTMENTS, OBLIGATIONS, DISBURSEMENTS AND BALANCES
As at the Quarter Ending December 31, 2022

Department :State Universities and Colleges (SUCs)
 Agency :Kalinga State University
 Operating Unit :<not applicable>
 Organization Code :08 019 0000000
 Funding Cluster :01 - Regular Agency Fund

X	Current Year Appropriations
	Supplemental Appropriations
	Continuing Appropriations

(e.g. UACS Fund Cluster: 01-Regular Agency Fund, 02-Foreign Assisted Projects Fund, 03-Special Account-Locally Funded/Domestic Grants Fund, and 04-Special Account-Foreign Assisted/Foreign Grants Fund)

Particulars	UACS CODE	Appropriations			Allotments					Current Year Obligations					Current Year Disbursements					Balances			
		Authorized Appropriations	Adjustments (Transfer To/From, Modifications/Augmentations)	Adjusted Appropriations	Allotments Received	Adjustments (Reductions, Modifications/Augmentations)	Transfer To	Transfer From	Adjusted Total Allotments	1st Quarter Ending March 31	2nd Quarter Ending June 30	3rd Quarter Ending Sept. 30	4th Quarter Ending Dec. 31	Total	1st Quarter Ending March 31	2nd Quarter Ending June 30	3rd Quarter Ending Sept. 30	4th Quarter Ending Dec. 31	Total	Unreleased Appropriations	Unobligated Allotment	Unpaid Obligations (15-20) = (23+24)	
																						Due and Demandable	Not Yet Due and Demandable
1	2	3	4	5=(3+4)	6	7	8	9	10=[(6+(-)7)-8+9]	11	12	13	14	15=(11+12+13+14)	11	12	13	14	15=(11+12+13+14)	21=(5-10)	22=(10-15)	23	24
TECHNICAL ADVISORY EXTENSION PROGRAM		8,347,000.00	0.00	8,347,000.00	8,347,000.00	0.00	0.00	0.00	8,347,000.00	139,544.97	1,791,227.40	1,607,357.97	4,558,869.66	8,097,000.00	139,544.97	550,122.40	1,912,056.47	5,439,582.16	8,041,306.00	0.00	250,000.00	55,694.00	0.00

Certified Correct:


ELSIE P. ANDRES


Budget Officer
 Date: 2023-01-21 14:04:46

Certified Correct:


ARNOLD A. TANDING, CPA, MBA

Accountant III
 Date: 2023-01-21 14:04:46

Recommending Approval:


DANILO T. BUEN, MBA

Director, FMS
 Date: 2023-01-21 14:35:05

Approved By:


EDJARDO T. BAGTANG, CPA, DBM

SUC President III
 Date: 2023-01-21 14:47:15

STATEMENT OF APPROPRIATIONS, ALLOTMENTS, OBLIGATIONS, DISBURSEMENTS AND BALANCES BY OBJECT OF EXPENDITURES
As at the Quarter Ending December 31, 2022

Department :State Universities and Colleges (SUCs)
 Agency :Kalinga State University
 Operating Unit :<not applicable>
 Organization Code :08 019 0000000
 Funding Cluster :01 - Regular Agency Fund

	Current Year Appropriations
	Supplemental Appropriations
X	Continuing Appropriations

(e.g. UACS Fund Cluster: 01-Regular Agency Fund, 02-Foreign Assisted Projects Fund, 03-Special Account-Locally Funded/Domestic Grants Fund, and 04-Special Account-Foreign Assisted/Foreign Grants Fund)

Particulars	UACS CODE	Appropriations			Allotments					Current Year Obligations					Current Year Disbursements					Balances			
		Authorized Appropriations	Adjustments (Transfer To/From, Modifications/Augmentations)	Adjusted Appropriations	Allotments Received	Adjustments (Reductions, Modifications/Augmentations)	Transfer To	Transfer From	Adjusted Total Allotments	1st Quarter Ending March 31	2nd Quarter Ending June 30	3rd Quarter Ending Sept. 30	4th Quarter Ending Dec. 31	Total	1st Quarter Ending March 31	2nd Quarter Ending June 30	3rd Quarter Ending Sept. 30	4th Quarter Ending Dec. 31	Total	Unreleased Appropriations	Unobligated Allotment	Unpaid Obligations (15-20) = (23+24)	
																						Due and Demandable	Not Yet Due and Demandable
1	2	3	4	5=(3+4)	6	7	8	9	10=[(6+(-)7)-8+9]	11	12	13	14	15=(11+12+13+14)	16	17	18	19	20	21=(5-10)	22=(10-15)	23	24
I. Continuing Appropriations		16,827.96	0.00	16,827.96	16,827.96	0.00	0.00	0.00	16,827.96	16,827.96	0.00	0.00	0.00	16,827.96	16,827.96	0.00	0.00	0.00	16,827.96	0.00	0.00	0.00	0.00
I. Agency Specific Budget		16,827.96	0.00	16,827.96	16,827.96	0.00	0.00	0.00	16,827.96	16,827.96	0.00	0.00	0.00	16,827.96	16,827.96	0.00	0.00	0.00	16,827.96	0.00	0.00	0.00	0.00
General Administration and Support	1000000000000000	16,827.96	0.00	16,827.96	16,827.96	0.00	0.00	0.00	16,827.96	16,827.96	0.00	0.00	0.00	16,827.96	16,827.96	0.00	0.00	0.00	16,827.96	0.00	0.00	0.00	0.00
Locally-Funded Project(s)		16,827.96	0.00	16,827.96	16,827.96	0.00	0.00	0.00	16,827.96	16,827.96	0.00	0.00	0.00	16,827.96	16,827.96	0.00	0.00	0.00	16,827.96	0.00	0.00	0.00	0.00
Construction of Technology and Innovation Park - Bulanao Campus	100000200028000	16,827.96	0.00	16,827.96	16,827.96	0.00	0.00	0.00	16,827.96	16,827.96	0.00	0.00	0.00	16,827.96	16,827.96	0.00	0.00	0.00	16,827.96	0.00	0.00	0.00	0.00
CO		16,827.96	0.00	16,827.96	16,827.96	0.00	0.00	0.00	16,827.96	16,827.96	0.00	0.00	0.00	16,827.96	16,827.96	0.00	0.00	0.00	16,827.96	0.00	0.00	0.00	0.00
Sub-Total, General Administration and Support		16,827.96	0.00	16,827.96	16,827.96	0.00	0.00	0.00	16,827.96	16,827.96	0.00	0.00	0.00	16,827.96	16,827.96	0.00	0.00	0.00	16,827.96	0.00	0.00	0.00	0.00
PS		0.00	0.00	0.00	0.00	0.00	0.00	0.00	0.00	0.00	0.00	0.00	0.00	0.00	0.00	0.00	0.00	0.00	0.00	0.00	0.00	0.00	0.00
MOOE		0.00	0.00	0.00	0.00	0.00	0.00	0.00	0.00	0.00	0.00	0.00	0.00	0.00	0.00	0.00	0.00	0.00	0.00	0.00	0.00	0.00	0.00
FinEx (if Applicable)		0.00	0.00	0.00	0.00	0.00	0.00	0.00	0.00	0.00	0.00	0.00	0.00	0.00	0.00	0.00	0.00	0.00	0.00	0.00	0.00	0.00	0.00
CO		16,827.96	0.00	16,827.96	16,827.96	0.00	0.00	0.00	16,827.96	16,827.96	0.00	0.00	0.00	16,827.96	16,827.96	0.00	0.00	0.00	16,827.96	0.00	0.00	0.00	0.00
Operations	3000000000000000	2,162,001.40	0.00	2,162,001.40	1,162,001.40	0.00	0.00	0.00	1,162,001.40	95,562.76	1,066,438.64	0.00	0.00	1,162,001.40	95,562.76	900,760.00	163,898.64	1,780.00	1,162,001.40	1,000,000.00	0.00	0.00	0.00
OO : Relevant and quality tertiary education ensured to achieve inclusive growth and access of poor but deserving students to quality tertiary education increased		2,162,001.40	0.00	2,162,001.40	1,162,001.40	0.00	0.00	0.00	1,162,001.40	95,562.76	1,066,438.64	0.00	0.00	1,162,001.40	95,562.76	900,760.00	163,898.64	1,780.00	1,162,001.40	1,000,000.00	0.00	0.00	0.00


STATEMENT OF APPROPRIATIONS, ALLOTMENTS, OBLIGATIONS, DISBURSEMENTS AND BALANCES BY OBJECT OF EXPENDITURES
As at the Quarter Ending December 31, 2022

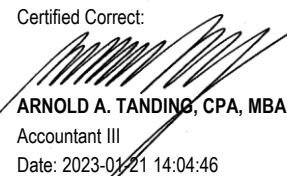
Department :State Universities and Colleges (SUCs)
 Agency :Kalinga State University
 Operating Unit :<not applicable>
 Organization Code :08 019 0000000
 Funding Cluster :01 - Regular Agency Fund

	Current Year Appropriations
	Supplemental Appropriations
X	Continuing Appropriations

(e.g. UACS Fund Cluster: 01-Regular Agency Fund, 02-Foreign Assisted Projects Fund, 03-Special Account-Locally Funded/Domestic Grants Fund, and 04-Special Account-Foreign Assisted/Foreign Grants Fund)


Particulars	UACS CODE	Appropriations			Allotments					Current Year Obligations					Current Year Disbursements					Balances			
		Authorized Appropriations	Adjustments (Transfer To/From, Modifications/Augmentations)	Adjusted Appropriations	Allotments Received	Adjustments (Reductions, Modifications/Augmentations)	Transfer To	Transfer From	Adjusted Total Allotments	1st Quarter Ending March 31	2nd Quarter Ending June 30	3rd Quarter Ending Sept. 30	4th Quarter Ending Dec. 31	Total	1st Quarter Ending March 31	2nd Quarter Ending June 30	3rd Quarter Ending Sept. 30	4th Quarter Ending Dec. 31	Total	Unreleased Appropriations	Unobligated Allotment	Unpaid Obligations (15-20) = (23+24)	
1	2	3	4	5=(3+4)	6	7	8	9	10=[(6+(-7))-8+9]	11	12	13	14	15=(11+12+13+14)	16	17	18	19	20	21=(5-10)	22=(10-15)	23	24
HIGHER EDUCATION PROGRAM		2,162,001.40	0.00	2,162,001.40	1,162,001.40	0.00	0.00	0.00	1,162,001.40	95,562.76	1,066,438.64	0.00	0.00	1,162,001.40	95,562.76	900,760.00	163,898.64	1,780.00	1,162,001.40	1,000,000.00	0.00	0.00	0.00
Provision of Higher Education Services	310100100002000	2,162,001.40	0.00	2,162,001.40	1,162,001.40	0.00	0.00	0.00	1,162,001.40	95,562.76	1,066,438.64	0.00	0.00	1,162,001.40	95,562.76	900,760.00	163,898.64	1,780.00	1,162,001.40	1,000,000.00	0.00	0.00	0.00
MOOE		2,162,001.40	0.00	2,162,001.40	1,162,001.40	0.00			1,162,001.40	95,562.76	1,066,438.64	0.00	0.00	1,162,001.40	95,562.76	900,760.00	163,898.64	1,780.00	1,162,001.40	1,000,000.00	0.00	0.00	0.00
Sub-Total, Operations		2,162,001.40	0.00	2,162,001.40	1,162,001.40	0.00	0.00	0.00	1,162,001.40	95,562.76	1,066,438.64	0.00	0.00	1,162,001.40	95,562.76	900,760.00	163,898.64	1,780.00	1,162,001.40	1,000,000.00	0.00	0.00	0.00
PS		0.00	0.00	0.00	0.00	0.00	0.00	0.00	0.00	0.00	0.00	0.00	0.00	0.00	0.00	0.00	0.00	0.00	0.00	0.00	0.00	0.00	0.00
MOOE		2,162,001.40	0.00	2,162,001.40	1,162,001.40	0.00	0.00	0.00	1,162,001.40	95,562.76	1,066,438.64	0.00	0.00	1,162,001.40	95,562.76	900,760.00	163,898.64	1,780.00	1,162,001.40	1,000,000.00	0.00	0.00	0.00
FinEx (if Applicable)		0.00	0.00	0.00	0.00	0.00	0.00	0.00	0.00	0.00	0.00	0.00	0.00	0.00	0.00	0.00	0.00	0.00	0.00	0.00	0.00	0.00	0.00
CO		0.00	0.00	0.00	0.00	0.00	0.00	0.00	0.00	0.00	0.00	0.00	0.00	0.00	0.00	0.00	0.00	0.00	0.00	0.00	0.00	0.00	0.00
GRAND TOTAL		2,178,829.36	0.00	2,178,829.36	1,178,829.36	0.00	0.00	0.00	1,178,829.36	112,390.72	1,066,438.64	0.00	0.00	1,178,829.36	112,390.72	900,760.00	163,898.64	1,780.00	1,178,829.36	1,000,000.00	0.00	0.00	0.00
PS		0.00	0.00	0.00	0.00	0.00	0.00	0.00	0.00	0.00	0.00	0.00	0.00	0.00	0.00	0.00	0.00	0.00	0.00	0.00	0.00	0.00	0.00
MOOE		2,162,001.40	0.00	2,162,001.40	1,162,001.40	0.00	0.00	0.00	1,162,001.40	95,562.76	1,066,438.64	0.00	0.00	1,162,001.40	95,562.76	900,760.00	163,898.64	1,780.00	1,162,001.40	1,000,000.00	0.00	0.00	0.00
FinEx (if Applicable)		0.00	0.00	0.00	0.00	0.00	0.00	0.00	0.00	0.00	0.00	0.00	0.00	0.00	0.00	0.00	0.00	0.00	0.00	0.00	0.00	0.00	0.00
CO		16,827.96	0.00	16,827.96	16,827.96	0.00	0.00	0.00	16,827.96	16,827.96	0.00	0.00	0.00	16,827.96	16,827.96	0.00	0.00	0.00	16,827.96	0.00	0.00	0.00	0.00

Certified Correct:

ELSIE P. ANDRES
 Budget Officer
 Date: 2023-01-21 14:04:46

Certified Correct:

ARNOLD A. TANDING, CPA, MBA
 Accountant III
 Date: 2023-01-21 14:04:46

Recommending Approval:

DANILO T. BUEN, MBA
 Director, FMS
 Date: 2023-01-21 14:35:05

Approved By:

EDUARDO T. BAGTANG, CPA, DBM
 SUC President II
 Date: 2023-01-21 14:47:15

STATEMENT OF APPROPRIATIONS, ALLOTMENTS, OBLIGATIONS, DISBURSEMENTS AND BALANCES BY OBJECT OF EXPENDITURES
As at the Quarter Ending December 31, 2022

Department :State Universities and Colleges (SUCs)
Agency :Kalinga State University
Operating Unit :<not applicable>
Organization Code :08 019 0000000
Funding Cluster :01 - Regular Agency Fund

X	Current Year Appropriations
	Supplemental Appropriations
	Continuing Appropriations

(e.g. UACS Fund Cluster: 01-Regular Agency Fund, 02-Foreign Assisted Projects Fund, 03-Special Account-Locally Funded/Domestic Grants Fund, and 04-Special Account-Foreign Assisted/Foreign Grants Fund)

Particulars	UACS CODE	Appropriations			Allotments						Obligations					Disbursements					Balances			
		Authorized Appropriations	Adjustments (Transfer To/From, Modifications/Augmentations)	Adjusted Appropriations	Allotments Received	Adjustments (Reductions, Modifications/Augmentations)	Transfer To	Transfer From	Adjusted Total Allotments	1st Quarter Ending March 31	2nd Quarter Ending June 30	3rd Quarter Ending Sept. 30	4th Quarter Ending Dec. 31	Total	1st Quarter Ending March 31	2nd Quarter Ending June 30	3rd Quarter Ending Sept. 30	4th Quarter Ending Dec. 31	Total	Unreleased Appropriations	Unobligated Allotment	Unpaid Obligations (15-20) = (23+24)		
																						Due and Demandable	Not Yet Due and Demandable	
1	2	3	4	5=(3+4)	6	7	8	9	10=[(6+(-)7)-8+9]	11	12	13	14	15=(11+12+13+14)	16	17	18	19	20=(16+17+18+19)	21=(5-10)	22=(10-15)	23	24	
SUMMARY		385,134,000.00	1,069,024.00	386,203,024.00	349,798,565.00	0.00	0.00	0.00	349,798,565.00	47,353,968.96	74,689,568.07	78,841,178.47	147,368,307.02	348,253,022.52	47,353,968.96	72,159,846.21	80,297,709.54	127,063,942.77	326,875,467.48	36,404,459.00	1,545,542.48	317,528.00	21,060,027.04	
A. AGENCY SPECIFIC BUDGET		368,309,000.00	0.00	368,309,000.00	331,904,541.00	0.00	0.00	0.00	331,904,541.00	43,100,684.95	70,360,418.55	74,569,640.47	142,328,254.55	330,358,998.52	43,100,684.95	67,830,696.69	76,026,171.54	122,023,890.30	308,981,443.48	36,404,459.00	1,545,542.48	317,528.00	21,060,027.04	
Personnel Services		228,578,000.00	7,130,000.00	235,708,000.00	205,773,541.00	7,130,000.00	0.00	0.00	212,903,541.00	38,087,951.40	55,076,905.24	41,751,479.60	77,987,204.76	212,903,541.00	38,087,951.40	55,076,905.24	41,751,479.60	77,984,747.76	212,901,084.00	22,804,459.00	0.00	2,457.00	0.00	
Salaries and Wages	5010100000	140,993,000.00	0.00	140,993,000.00	140,993,000.00	0.00	0.00	0.00	140,993,000.00	34,902,877.73	35,806,530.73	35,551,812.84	34,731,778.70	140,993,000.00	34,902,877.73	35,806,530.73	35,551,812.84	34,729,321.70	140,990,543.00	0.00	0.00	2,457.00	0.00	
Salaries and Wages - Regular	5010101000	140,208,000.00	0.00	140,208,000.00	140,208,000.00	0.00	0.00	0.00	140,208,000.00	34,875,269.73	35,759,632.91	35,470,521.85	34,102,575.51	140,208,000.00	34,875,269.73	35,759,632.91	35,470,521.85	34,100,118.51	140,205,543.00	0.00	0.00	2,457.00	0.00	
Basic Salary - Civilian	5010101001	140,208,000.00	0.00	140,208,000.00	140,208,000.00	0.00	0.00	0.00	140,208,000.00	34,875,269.73	35,759,632.91	35,470,521.85	34,102,575.51	140,208,000.00	34,875,269.73	35,759,632.91	35,470,521.85	34,100,118.51	140,205,543.00	0.00	0.00	2,457.00	0.00	
Salaries and Wages - Casual/ Contractual	5010102000	785,000.00	0.00	785,000.00	785,000.00	0.00	0.00	0.00	785,000.00	27,608.00	46,897.82	81,290.99	629,203.19	785,000.00	27,608.00	46,897.82	81,290.99	629,203.19	785,000.00	0.00	0.00	0.00	0.00	
Other Compensation	5010200000	46,174,000.00	7,130,000.00	53,304,000.00	46,174,000.00	7,130,000.00	0.00	0.00	53,304,000.00	2,589,989.40	18,632,046.21	4,945,832.95	27,136,131.44	53,304,000.00	2,589,989.40	18,632,046.21	4,945,832.95	27,136,131.44	53,304,000.00	0.00	0.00	0.00	0.00	
Personal Economic Relief Allowance (PERA)	5010201000	6,672,000.00	0.00	6,672,000.00	6,672,000.00	0.00	0.00	0.00	6,672,000.00	1,652,272.73	1,765,618.74	1,768,090.92	1,486,017.61	6,672,000.00	1,652,272.73	1,765,618.74	1,768,090.92	1,486,017.61	6,672,000.00	0.00	0.00	0.00	0.00	
PERA - Civilian	5010201001	6,672,000.00	0.00	6,672,000.00	6,672,000.00	0.00	0.00	0.00	6,672,000.00	1,652,272.73	1,765,618.74	1,768,090.92	1,486,017.61	6,672,000.00	1,652,272.73	1,765,618.74	1,768,090.92	1,486,017.61	6,672,000.00	0.00	0.00	0.00	0.00	
Representation Allowance (RA)	5010202000	180,000.00	0.00	180,000.00	180,000.00	0.00	0.00	0.00	180,000.00	63,000.00	63,000.00	54,000.00	0.00	180,000.00	63,000.00	63,000.00	54,000.00	0.00	180,000.00	0.00	0.00	0.00	0.00	
Transportation Allowance (TA)	5010203000	180,000.00	0.00	180,000.00	180,000.00	0.00	0.00	0.00	180,000.00	63,000.00	63,000.00	54,000.00	0.00	180,000.00	63,000.00	63,000.00	54,000.00	0.00	180,000.00	0.00	0.00	0.00	0.00	
Transportation Allowance (TA)	5010203001	180,000.00	0.00	180,000.00	180,000.00	0.00	0.00	0.00	180,000.00	63,000.00	63,000.00	54,000.00	0.00	180,000.00	63,000.00	63,000.00	54,000.00	0.00	180,000.00	0.00	0.00	0.00	0.00	
Clothing/ Uniform Allowance	5010204000	1,668,000.00	0.00	1,668,000.00	1,668,000.00	0.00	0.00	0.00	1,668,000.00	0.00	1,560,000.00	108,000.00	0.00	1,668,000.00	0.00	1,560,000.00	108,000.00	0.00	1,668,000.00	0.00	0.00	0.00	0.00	
Uniform Allowance - Civilian	5010204001	1,668,000.00	0.00	1,668,000.00	1,668,000.00	0.00	0.00	0.00	1,668,000.00	0.00	1,560,000.00	108,000.00	0.00	1,668,000.00	0.00	1,560,000.00	108,000.00	0.00	1,668,000.00	0.00	0.00	0.00	0.00	
Subsistence Allowance (SA)	5010205000	59,000.00	0.00	59,000.00	59,000.00	0.00	0.00	0.00	59,000.00	14,850.00	14,850.00	14,850.00	14,450.00	59,000.00	14,850.00	14,850.00	14,850.00	14,450.00	59,000.00	0.00	0.00	0.00	0.00	
Subsistence Allowance - Magna Carta for Public Health Workers under R.A. 7305	5010205001	59,000.00	0.00	59,000.00	59,000.00	0.00	0.00	0.00	59,000.00	14,850.00	14,850.00	14,850.00	14,450.00	59,000.00	14,850.00	14,850.00	14,850.00	14,450.00	59,000.00	0.00	0.00	0.00	0.00	
Honoraria	5010210000	10,966,000.00	0.00	10,966,000.00	10,966,000.00	0.00	0.00	0.00	10,966,000.00	796,866.67	3,660,639.17	2,946,892.03	3,561,602.13	10,966,000.00	796,866.67	3,660,639.17	2,946,892.03	3,561,602.13	10,966,000.00	0.00	0.00	0.00	0.00	
Honoraria - Civilian	5010210001	10,966,000.00	0.00	10,966,000.00	10,966,000.00	0.00	0.00	0.00	10,966,000.00	796,866.67	3,660,639.17	2,946,892.03	3,561,602.13	10,966,000.00	796,866.67	3,660,639.17	2,946,892.03	3,561,602.13	10,966,000.00	0.00	0.00	0.00	0.00	
Hazard Pay (HP)	5010211000	303,000.00	0.00	303,000.00	303,000.00	0.00	0.00	0.00	303,000.00	0.00	171,954.30	0.00	131,045.70	303,000.00	0.00	171,954.30	0.00	131,045.70	303,000.00	0.00	0.00	0.00	0.00	

STATEMENT OF APPROPRIATIONS, ALLOTMENTS, OBLIGATIONS, DISBURSEMENTS AND BALANCES BY OBJECT OF EXPENDITURES
As at the Quarter Ending December 31, 2022

Department :State Universities and Colleges (SUCs)
 Agency :Kalinga State University
 Operating Unit :<not applicable>
 Organization Code :08 019 0000000
 Funding Cluster :01 - Regular Agency Fund

X	Current Year Appropriations
	Supplemental Appropriations
	Continuing Appropriations

(e.g. UACS Fund Cluster: 01-Regular Agency Fund, 02-Foreign Assisted Projects Fund, 03-Special Account-Locally Funded/Domestic Grants Fund, and 04-Special Account-Foreign Assisted/Foreign Grants Fund)

Particulars	UACS CODE	Appropriations			Allotments					Obligations					Disbursements					Balances			
		Authorized Appropriations	Adjustments (Transfer To/From, Modifications/Augmentations)	Adjusted Appropriations	Allotments Received	Adjustments (Reductions, Modifications/Augmentations)	Transfer To	Transfer From	Adjusted Total Allotments	1st Quarter Ending March 31	2nd Quarter Ending June 30	3rd Quarter Ending Sept. 30	4th Quarter Ending Dec. 31	Total	1st Quarter Ending March 31	2nd Quarter Ending June 30	3rd Quarter Ending Sept. 30	4th Quarter Ending Dec. 31	Total	Unreleased Appropriations	Unobligated Allotment	Unpaid Obligations (15-20) = (23+24)	
																						Due and Demandable	Not Yet Due and Demandable
1	2	3	4	5=(3+4)	6	7	8	9	10=[(6+(-7))-8+9]	11	12	13	14	15=(11+12+13+14)	16	17	18	19	20=(16+17+18+19)	21=(5-10)	22=(10-15)	23	24
Carta Benefits for Public Health Workers under R.A. 7305	5010211005	303,000.00	0.00	303,000.00	303,000.00	0.00	0.00	0.00	303,000.00	0.00	171,954.30	0.00	131,045.70	303,000.00	0.00	171,954.30	0.00	131,045.70	303,000.00	0.00	0.00	0.00	0.00
Year End Bonus	5010214000	11,683,000.00	0.00	11,683,000.00	11,683,000.00	0.00	0.00	0.00	11,683,000.00	0.00	0.00	0.00	11,683,000.00	11,683,000.00	0.00	0.00	0.00	11,683,000.00	11,683,000.00	0.00	0.00	0.00	0.00
Bonus - Civilian	5010214001	11,683,000.00	0.00	11,683,000.00	11,683,000.00	0.00	0.00	0.00	11,683,000.00	0.00	0.00	0.00	11,683,000.00	11,683,000.00	0.00	0.00	0.00	11,683,000.00	11,683,000.00	0.00	0.00	0.00	0.00
Cash Gift	5010215000	1,390,000.00	0.00	1,390,000.00	1,390,000.00	0.00	0.00	0.00	1,390,000.00	0.00	0.00	0.00	1,390,000.00	1,390,000.00	0.00	0.00	0.00	1,390,000.00	1,390,000.00	0.00	0.00	0.00	0.00
Civilian	5010215001	1,390,000.00	0.00	1,390,000.00	1,390,000.00	0.00	0.00	0.00	1,390,000.00	0.00	0.00	0.00	1,390,000.00	1,390,000.00	0.00	0.00	0.00	1,390,000.00	1,390,000.00	0.00	0.00	0.00	0.00
Mid-Year Bonus - Civilian	5010216000	11,683,000.00	0.00	11,683,000.00	11,683,000.00	0.00	0.00	0.00	11,683,000.00	0.00	11,332,984.00	0.00	350,016.00	11,683,000.00	0.00	11,332,984.00	0.00	350,016.00	11,683,000.00	0.00	0.00	0.00	0.00
Mid-Year Bonus - Civilian	5010216001	11,683,000.00	0.00	11,683,000.00	11,683,000.00	0.00	0.00	0.00	11,683,000.00	0.00	11,332,984.00	0.00	350,016.00	11,683,000.00	0.00	11,332,984.00	0.00	350,016.00	11,683,000.00	0.00	0.00	0.00	0.00
Other Bonuses and Allowances	5010299000	1,390,000.00	7,130,000.00	8,520,000.00	1,390,000.00	7,130,000.00	0.00	0.00	8,520,000.00	0.00	0.00	0.00	8,520,000.00	8,520,000.00	0.00	0.00	0.00	8,520,000.00	8,520,000.00	0.00	0.00	0.00	0.00
Negotiation Agreement Incentive - Civilian	5010299001	0.00	7,130,000.00	7,130,000.00	0.00	7,130,000.00	0.00	0.00	7,130,000.00	0.00	0.00	0.00	7,130,000.00	7,130,000.00	0.00	0.00	0.00	7,130,000.00	7,130,000.00	0.00	0.00	0.00	0.00
Enhancement Incentive - Civilian	5010299002	1,390,000.00	0.00	1,390,000.00	1,390,000.00	0.00	0.00	0.00	1,390,000.00	0.00	0.00	0.00	1,390,000.00	1,390,000.00	0.00	0.00	0.00	1,390,000.00	1,390,000.00	0.00	0.00	0.00	0.00
Personnel Benefit Contributions	5010300000	2,768,000.00	0.00	2,768,000.00	2,768,000.00	0.00	0.00	0.00	2,768,000.00	595,084.27	614,449.78	806,219.48	752,246.47	2,768,000.00	595,084.27	614,449.78	806,219.48	752,246.47	2,768,000.00	0.00	0.00	0.00	0.00
Pag-IBIG Contributions	5010302000	334,000.00	0.00	334,000.00	334,000.00	0.00	0.00	0.00	334,000.00	82,300.00	85,500.00	87,300.00	78,900.00	334,000.00	82,300.00	85,500.00	87,300.00	78,900.00	334,000.00	0.00	0.00	0.00	0.00
Civilian	5010302001	334,000.00	0.00	334,000.00	334,000.00	0.00	0.00	0.00	334,000.00	82,300.00	85,500.00	87,300.00	78,900.00	334,000.00	82,300.00	85,500.00	87,300.00	78,900.00	334,000.00	0.00	0.00	0.00	0.00
PhilHealth Contributions	5010303000	2,100,000.00	0.00	2,100,000.00	2,100,000.00	0.00	0.00	0.00	2,100,000.00	429,484.27	438,049.78	631,219.48	601,246.47	2,100,000.00	429,484.27	438,049.78	631,219.48	601,246.47	2,100,000.00	0.00	0.00	0.00	0.00
PhilHealth - Civilian	5010303001	2,100,000.00	0.00	2,100,000.00	2,100,000.00	0.00	0.00	0.00	2,100,000.00	429,484.27	438,049.78	631,219.48	601,246.47	2,100,000.00	429,484.27	438,049.78	631,219.48	601,246.47	2,100,000.00	0.00	0.00	0.00	0.00
Employees Compensation Insurance Premiums (ECIP)	5010304000	334,000.00	0.00	334,000.00	334,000.00	0.00	0.00	0.00	334,000.00	83,300.00	90,900.00	87,700.00	72,100.00	334,000.00	83,300.00	90,900.00	87,700.00	72,100.00	334,000.00	0.00	0.00	0.00	0.00
ECIP - Civilian	5010304001	334,000.00	0.00	334,000.00	334,000.00	0.00	0.00	0.00	334,000.00	83,300.00	90,900.00	87,700.00	72,100.00	334,000.00	83,300.00	90,900.00	87,700.00	72,100.00	334,000.00	0.00	0.00	0.00	0.00
Other Personnel Benefits	5010400000	38,643,000.00	0.00	38,643,000.00	15,838,541.00	0.00	0.00	0.00	15,838,541.00	0.00	23,878.52	447,614.33	15,367,048.15	15,838,541.00	0.00	23,878.52	447,614.33	15,367,048.15	15,838,541.00	22,804,459.00	0.00	0.00	0.00
Terminal Leave Benefits	5010403000	2,807,000.00	0.00	2,807,000.00	2,807,000.00	0.00	0.00	0.00	2,807,000.00	0.00	3,013.94	423,614.33	2,380,371.73	2,807,000.00	0.00	3,013.94	423,614.33	2,380,371.73	2,807,000.00	0.00	0.00	0.00	0.00
Benefits - Civilian	5010403001	2,807,000.00	0.00	2,807,000.00	2,807,000.00	0.00	0.00	0.00	2,807,000.00	0.00	3,013.94	423,614.33	2,380,371.73	2,807,000.00	0.00	3,013.94	423,614.33	2,380,371.73	2,807,000.00	0.00	0.00	0.00	0.00
Other Personnel Benefits	5010499000	35,836,000.00	0.00	35,836,000.00	13,031,541.00	0.00	0.00	0.00	13,031,541.00	0.00	20,864.58	24,000.00	12,986,676.42	13,031,541.00	0.00	20,864.58	24,000.00	12,986,676.42	13,031,541.00	22,804,459.00	0.00	0.00	0.00

STATEMENT OF APPROPRIATIONS, ALLOTMENTS, OBLIGATIONS, DISBURSEMENTS AND BALANCES BY OBJECT OF EXPENDITURES
 As at the Quarter Ending December 31, 2022

Department :State Universities and Colleges (SUCs)
 Agency :Kalinga State University
 Operating Unit :<not applicable>
 Organization Code :08 019 0000000
 Funding Cluster :01 - Regular Agency Fund

X	Current Year Appropriations
	Supplemental Appropriations
	Continuing Appropriations

(e.g. UACS Fund Cluster: 01-Regular Agency Fund, 02-Foreign Assisted Projects Fund, 03-Special Account-Locally Funded/Domestic Grants Fund, and 04-Special Account-Foreign Assisted/Foreign Grants Fund)

Particulars	UACS CODE	Appropriations			Allotments					Obligations					Disbursements					Balances			
		Authorized Appropriations	Adjustments (Transfer To/From, Modifications/Augmentations)	Adjusted Appropriations	Allotments Received	Adjustments (Reductions, Modifications/Augmentations)	Transfer To	Transfer From	Adjusted Total Allotments	1st Quarter Ending March 31	2nd Quarter Ending June 30	3rd Quarter Ending Sept. 30	4th Quarter Ending Dec. 31	Total	1st Quarter Ending March 31	2nd Quarter Ending June 30	3rd Quarter Ending Sept. 30	4th Quarter Ending Dec. 31	Total	Unreleased Appropriations	Unobligated Allotment	Unpaid Obligations (15-20) = (23+24)	
		3	4	5=(3+4)	6	7	8	9	10=[(6+(-7))-8+9]	11	12	13	14	15=(11+12+13+14)	16	17	18	19	20=(16+17+18+19)	21=(5-10)	22=(10-15)	23	24
Filling of Positions - Civilian	5010499007	35,041,000.00	(5,784,000.00)	29,257,000.00	12,236,541.00	(5,784,000.00)	0.00	0.00	6,452,541.00	0.00	0.00	0.00	6,452,541.00	6,452,541.00	0.00	0.00	0.00	6,452,541.00	6,452,541.00	22,804,459.00	0.00	0.00	0.00
Lump-sum for Personnel Services	5010499009	350,000.00	0.00	350,000.00	350,000.00	0.00	0.00	0.00	350,000.00	0.00	0.00	0.00	350,000.00	350,000.00	0.00	0.00	0.00	350,000.00	350,000.00	0.00	0.00	0.00	0.00
Step Increments - Length of Service	5010499010	350,000.00	0.00	350,000.00	350,000.00	0.00	0.00	0.00	350,000.00	0.00	20,864.58	24,000.00	305,135.42	350,000.00	0.00	20,864.58	24,000.00	305,135.42	350,000.00	0.00	0.00	0.00	0.00
Loyalty Award - Civilian	5010499015	95,000.00	0.00	95,000.00	95,000.00	0.00	0.00	0.00	95,000.00	0.00	0.00	0.00	95,000.00	95,000.00	0.00	0.00	0.00	95,000.00	95,000.00	0.00	0.00	0.00	0.00
Other Personnel Benefits	5010499099	0.00	5,784,000.00	5,784,000.00	0.00	5,784,000.00	0.00	0.00	5,784,000.00	0.00	0.00	0.00	5,784,000.00	5,784,000.00	0.00	0.00	0.00	5,784,000.00	5,784,000.00	0.00	0.00	0.00	0.00
Maintenance and Other Operating Expenses		99,209,000.00	(7,130,000.00)	92,079,000.00	92,709,000.00	(7,130,000.00)	0.00	0.00	85,579,000.00	4,932,797.61	10,185,866.79	31,175,360.02	38,239,433.10	84,533,457.52	4,932,797.61	7,656,144.93	32,631,891.09	38,997,552.89	84,218,386.52	6,500,000.00	1,045,542.48	315,071.00	0.00
Traveling Expenses	5020100000	3,859,000.00	(900,000.00)	2,959,000.00	3,859,000.00	(900,000.00)	0.00	0.00	2,959,000.00	248,795.04	1,143,288.00	885,614.43	681,302.53	2,959,000.00	248,795.04	1,143,288.00	885,614.43	681,302.53	2,959,000.00	0.00	0.00	0.00	0.00
Traveling Expenses - Local	5020101000	3,859,000.00	(900,000.00)	2,959,000.00	3,859,000.00	(900,000.00)	0.00	0.00	2,959,000.00	248,795.04	1,143,288.00	885,614.43	681,302.53	2,959,000.00	248,795.04	1,143,288.00	885,614.43	681,302.53	2,959,000.00	0.00	0.00	0.00	0.00
Training and Scholarship Expenses	5020200000	9,143,000.00	0.00	9,143,000.00	8,143,000.00	0.00	0.00	0.00	8,143,000.00	25,000.00	1,710,332.36	3,665,211.31	2,742,456.33	8,143,000.00	25,000.00	697,342.50	3,683,651.87	3,518,120.63	7,924,115.00	1,000,000.00	0.00	218,885.00	0.00
Training Expenses	5020201000	9,143,000.00	0.00	9,143,000.00	8,143,000.00	0.00	0.00	0.00	8,143,000.00	25,000.00	1,710,332.36	3,665,211.31	2,742,456.33	8,143,000.00	25,000.00	697,342.50	3,683,651.87	3,518,120.63	7,924,115.00	1,000,000.00	0.00	218,885.00	0.00
Training Expenses	5020201002	9,143,000.00	0.00	9,143,000.00	8,143,000.00	0.00	0.00	0.00	8,143,000.00	25,000.00	1,710,332.36	3,665,211.31	2,742,456.33	8,143,000.00	25,000.00	697,342.50	3,683,651.87	3,518,120.63	7,924,115.00	1,000,000.00	0.00	218,885.00	0.00
Supplies and Materials Expenses	5020300000	8,960,000.00	(2,210,000.00)	6,750,000.00	8,960,000.00	(2,210,000.00)	0.00	0.00	6,750,000.00	816,307.62	2,543,427.35	1,323,778.27	2,066,486.76	6,750,000.00	816,307.62	1,123,990.35	2,673,828.27	2,051,502.76	6,665,629.00	0.00	0.00	84,371.00	0.00
Office Supplies Expenses	5020301000	4,564,000.00	(1,276,000.00)	3,288,000.00	4,564,000.00	(1,276,000.00)	0.00	0.00	3,288,000.00	535,240.75	1,639,997.08	157,492.36	955,269.81	3,288,000.00	535,240.75	458,386.08	1,337,316.36	957,056.81	3,288,000.00	0.00	0.00	0.00	0.00
Office Supplies Expenses	5020301002	4,564,000.00	(1,276,000.00)	3,288,000.00	4,564,000.00	(1,276,000.00)	0.00	0.00	3,288,000.00	535,240.75	1,639,997.08	157,492.36	955,269.81	3,288,000.00	535,240.75	458,386.08	1,337,316.36	957,056.81	3,288,000.00	0.00	0.00	0.00	0.00
Fuel, Oil and Lubricants Expenses	5020309000	1,196,000.00	0.00	1,196,000.00	1,196,000.00	0.00	0.00	0.00	1,196,000.00	121,147.37	363,682.07	482,762.02	228,408.54	1,196,000.00	121,147.37	363,682.07	482,762.02	228,408.54	1,196,000.00	0.00	0.00	0.00	0.00
Other Supplies and Materials Expenses	5020399000	3,200,000.00	(934,000.00)	2,266,000.00	3,200,000.00	(934,000.00)	0.00	0.00	2,266,000.00	159,919.50	539,748.20	683,523.89	882,808.41	2,266,000.00	159,919.50	301,922.20	853,749.89	866,037.41	2,181,629.00	0.00	0.00	84,371.00	0.00
Utility Expenses	5020400000	4,985,000.00	(1,690,000.00)	3,295,000.00	4,985,000.00	(1,690,000.00)	0.00	0.00	3,295,000.00	443,433.56	958,775.69	970,579.14	922,211.61	3,295,000.00	443,433.56	958,775.69	970,579.14	922,211.61	3,295,000.00	0.00	0.00	0.00	0.00
Electricity Expenses	5020402000	4,985,000.00	(1,690,000.00)	3,295,000.00	4,985,000.00	(1,690,000.00)	0.00	0.00	3,295,000.00	443,433.56	958,775.69	970,579.14	922,211.61	3,295,000.00	443,433.56	958,775.69	970,579.14	922,211.61	3,295,000.00	0.00	0.00	0.00	0.00
Communication Expenses	5020500000	7,455,000.00	(2,330,000.00)	5,125,000.00	7,455,000.00	(2,330,000.00)	0.00	0.00	5,125,000.00	915,564.83	824,749.15	909,182.32	2,475,503.70	5,125,000.00	915,564.83	824,749.15	909,182.32	2,475,503.70	5,125,000.00	0.00	0.00	0.00	0.00
Telephone Expenses	5020502000	50,000.00	0.00	50,000.00	50,000.00	0.00	0.00	0.00	50,000.00	9,546.48	9,552.50	17,930.23	12,970.79	50,000.00	9,546.48	9,552.50	17,930.23	12,970.79	50,000.00	0.00	0.00	0.00	0.00
Mobile	5020502001	50,000.00	0.00	50,000.00	50,000.00	0.00	0.00	0.00	50,000.00	9,546.48	9,552.50	17,930.23	12,970.79	50,000.00	9,546.48	9,552.50	17,930.23	12,970.79	50,000.00	0.00	0.00	0.00	0.00

STATEMENT OF APPROPRIATIONS, ALLOTMENTS, OBLIGATIONS, DISBURSEMENTS AND BALANCES BY OBJECT OF EXPENDITURES
As at the Quarter Ending December 31, 2022

Department :State Universities and Colleges (SUCs)
Agency :Kalinga State University
Operating Unit :<not applicable>
Organization Code :08 019 0000000
Funding Cluster :01 - Regular Agency Fund

X	Current Year Appropriations
	Supplemental Appropriations
	Continuing Appropriations

(e.g. UACS Fund Cluster: 01-Regular Agency Fund, 02-Foreign Assisted Projects Fund, 03-Special Account-Locally Funded/Domestic Grants Fund, and 04-Special Account-Foreign Assisted/Foreign Grants Fund)

Particulars	UACS CODE	Appropriations			Allotments					Obligations					Disbursements					Balances			
		Authorized Appropriations	Adjustments (Transfer To/From, Modifications/Augmentations)	Adjusted Appropriations	Allotments Received	Adjustments (Reductions, Modifications/Augmentations)	Transfer To	Transfer From	Adjusted Total Allotments	1st Quarter Ending March 31	2nd Quarter Ending June 30	3rd Quarter Ending Sept. 30	4th Quarter Ending Dec. 31	Total	1st Quarter Ending March 31	2nd Quarter Ending June 30	3rd Quarter Ending Sept. 30	4th Quarter Ending Dec. 31	Total	Unreleased Appropriations	Unobligated Allotment	Unpaid Obligations (15-20) = (23+24)	
		3	4	5=(3+4)	6	7	8	9	10=[(6+(-7))-8+9]	11	12	13	14	15=(11+12+13+14)	16	17	18	19	20=(16+17+18+19)	21=(5-10)	22=(10-15)	23	24
Internet Subscription Expenses	5020503000	7,405,000.00	(2,330,000.00)	5,075,000.00	7,405,000.00	(2,330,000.00)	0.00	0.00	5,075,000.00	906,018.35	815,196.65	891,252.09	2,462,532.91	5,075,000.00	906,018.35	815,196.65	891,252.09	2,462,532.91	5,075,000.00	0.00	0.00	0.00	0.00
Survey, Research, Exploration and Development Expenses	5020700000	1,000,000.00	0.00	1,000,000.00	0.00	0.00	0.00	0.00	0.00	0.00	0.00	0.00	0.00	0.00	0.00	0.00	0.00	0.00	0.00	1,000,000.00	0.00	0.00	0.00
Research, Exploration and Development Expenses	5020702000	1,000,000.00	0.00	1,000,000.00	0.00	0.00	0.00	0.00	0.00	0.00	0.00	0.00	0.00	0.00	0.00	0.00	0.00	0.00	0.00	1,000,000.00	0.00	0.00	0.00
Research, Exploration and Development Expenses	5020702002	1,000,000.00	0.00	1,000,000.00	0.00	0.00	0.00	0.00	0.00	0.00	0.00	0.00	0.00	0.00	0.00	0.00	0.00	0.00	0.00	1,000,000.00	0.00	0.00	0.00
Confidential, Intelligence and Extraordinary Expenses	5021000000	264,000.00	0.00	264,000.00	264,000.00	0.00	0.00	0.00	264,000.00	66,000.00	66,000.00	66,000.00	66,000.00	264,000.00	66,000.00	66,000.00	66,000.00	66,000.00	264,000.00	0.00	0.00	0.00	0.00
Extraordinary and Miscellaneous Expenses	5021003000	264,000.00	0.00	264,000.00	264,000.00	0.00	0.00	0.00	264,000.00	66,000.00	66,000.00	66,000.00	66,000.00	264,000.00	66,000.00	66,000.00	66,000.00	66,000.00	264,000.00	0.00	0.00	0.00	0.00
Professional Services	5021100000	5,633,000.00	0.00	5,633,000.00	5,633,000.00	0.00	0.00	0.00	5,633,000.00	1,955,226.20	1,580,635.71	794,789.01	1,302,349.08	5,633,000.00	1,955,226.20	1,572,435.71	802,989.01	1,302,349.08	5,633,000.00	0.00	0.00	0.00	0.00
Other Professional Services	5021199000	5,633,000.00	0.00	5,633,000.00	5,633,000.00	0.00	0.00	0.00	5,633,000.00	1,955,226.20	1,580,635.71	794,789.01	1,302,349.08	5,633,000.00	1,955,226.20	1,572,435.71	802,989.01	1,302,349.08	5,633,000.00	0.00	0.00	0.00	0.00
Repairs and Maintenance	5021300000	2,685,000.00	0.00	2,685,000.00	2,685,000.00	0.00	0.00	0.00	2,685,000.00	89,771.17	46,200.56	233,268.74	1,966,904.05	2,336,144.52	89,771.17	46,200.56	233,268.74	1,966,904.05	2,336,144.52	0.00	348,855.48	0.00	0.00
Repairs and Maintenance - Buildings and Other Structures	5021304000	2,085,000.00	0.00	2,085,000.00	2,085,000.00	0.00	0.00	0.00	2,085,000.00	43,310.00	0.00	126,510.40	1,566,324.12	1,736,144.52	43,310.00	0.00	126,510.40	1,566,324.12	1,736,144.52	0.00	348,855.48	0.00	0.00
School Buildings	5021304002	2,085,000.00	0.00	2,085,000.00	2,085,000.00	0.00	0.00	0.00	2,085,000.00	43,310.00	0.00	126,510.40	1,566,324.12	1,736,144.52	43,310.00	0.00	126,510.40	1,566,324.12	1,736,144.52	0.00	348,855.48	0.00	0.00
Repairs and Maintenance - Transportation Equipment	5021306000	600,000.00	0.00	600,000.00	600,000.00	0.00	0.00	0.00	600,000.00	46,461.17	46,200.56	106,758.34	400,579.93	600,000.00	46,461.17	46,200.56	106,758.34	400,579.93	600,000.00	0.00	0.00	0.00	0.00
Motor Vehicles	5021306000	600,000.00	0.00	600,000.00	600,000.00	0.00	0.00	0.00	600,000.00	46,461.17	46,200.56	106,758.34	400,579.93	600,000.00	46,461.17	46,200.56	106,758.34	400,579.93	600,000.00	0.00	0.00	0.00	0.00
Financial Assistance/ Subsidy	5021400000	44,700,000.00	0.00	44,700,000.00	44,700,000.00	0.00	0.00	0.00	44,700,000.00	0.00	0.00	21,613,425.00	23,084,323.00	44,697,748.00	0.00	0.00	21,613,425.00	23,084,323.00	44,697,748.00	0.00	2,252.00	0.00	0.00
Subsidies - Others	5021499000	44,700,000.00	0.00	44,700,000.00	44,700,000.00	0.00	0.00	0.00	44,700,000.00	0.00	0.00	21,613,425.00	23,084,323.00	44,697,748.00	0.00	0.00	21,613,425.00	23,084,323.00	44,697,748.00	0.00	2,252.00	0.00	0.00
Taxes, Insurance Premiums and Other Fees	5021500000	250,000.00	0.00	250,000.00	250,000.00	0.00	0.00	0.00	250,000.00	17,618.19	49,516.20	156,437.53	26,428.08	250,000.00	17,618.19	49,516.20	156,437.53	26,428.08	250,000.00	0.00	0.00	0.00	0.00

STATEMENT OF APPROPRIATIONS, ALLOTMENTS, OBLIGATIONS, DISBURSEMENTS AND BALANCES BY OBJECT OF EXPENDITURES
As at the Quarter Ending December 31, 2022

Department :State Universities and Colleges (SUCs)
 Agency :Kalinga State University
 Operating Unit :<not applicable>
 Organization Code :08 019 0000000
 Funding Cluster :01 - Regular Agency Fund

X	Current Year Appropriations
	Supplemental Appropriations
	Continuing Appropriations

(e.g. UACS Fund Cluster: 01-Regular Agency Fund, 02-Foreign Assisted Projects Fund, 03-Special Account-Locally Funded/Domestic Grants Fund, and 04-Special Account-Foreign Assisted/Foreign Grants Fund)

Particulars	UACS CODE	Appropriations			Allotments					Obligations					Disbursements					Balances			
		Authorized Appropriations	Adjustments (Transfer To/From, Modifications/Augmentations)	Adjusted Appropriations	Allotments Received	Adjustments (Reductions, Modifications/Augmentations)	Transfer To	Transfer From	Adjusted Total Allotments	1st Quarter Ending March 31	2nd Quarter Ending June 30	3rd Quarter Ending Sept. 30	4th Quarter Ending Dec. 31	Total	1st Quarter Ending March 31	2nd Quarter Ending June 30	3rd Quarter Ending Sept. 30	4th Quarter Ending Dec. 31	Total	Unreleased Appropriations	Unobligated Allotment	Unpaid Obligations (15-20) = (23+24)	
		3	4	5=(3+4)	6	7	8	9	10=[(6+(-7))-8+9]	11	12	13	14	15=(11+12+13+14)	16	17	18	19	20=(16+17+18+19)	21=(5-10)	22=(10-15)	23	24
Taxes, Duties and Licenses	5021501000	250,000.00	0.00	250,000.00	250,000.00	0.00	0.00	0.00	250,000.00	17,618.19	49,516.20	156,437.53	26,428.08	250,000.00	17,618.19	49,516.20	156,437.53	26,428.08	250,000.00	0.00	0.00	0.00	0.00
Taxes, Duties and Licenses	5021501000	250,000.00	0.00	250,000.00	250,000.00	0.00	0.00	0.00	250,000.00	17,618.19	49,516.20	156,437.53	26,428.08	250,000.00	17,618.19	49,516.20	156,437.53	26,428.08	250,000.00	0.00	0.00	0.00	0.00
Other Maintenance and Operating Expenses	5029900000	10,275,000.00	0.00	10,275,000.00	5,775,000.00	0.00	0.00	0.00	5,775,000.00	355,081.00	1,262,941.77	557,074.27	2,905,467.96	5,080,565.00	355,081.00	1,173,846.77	636,914.78	2,902,907.45	5,068,750.00	4,500,000.00	694,435.00	11,815.00	0.00
Advertising Expenses	5029901000	210,000.00	0.00	210,000.00	210,000.00	0.00	0.00	0.00	210,000.00	0.00	76,269.05	0.00	133,730.95	210,000.00	0.00	76,269.05	0.00	133,730.95	210,000.00	0.00	0.00	0.00	0.00
Printing and Publication Expenses	5029902000	1,125,000.00	0.00	1,125,000.00	1,125,000.00	0.00	0.00	0.00	1,125,000.00	29,229.00	97,415.00	99,797.00	898,559.00	1,125,000.00	29,229.00	97,415.00	99,797.00	898,559.00	1,125,000.00	0.00	0.00	0.00	0.00
Representation Expenses	5029903000	2,180,000.00	0.00	2,180,000.00	2,180,000.00	0.00	0.00	0.00	2,180,000.00	210,362.00	1,018,552.72	342,102.77	608,982.51	2,180,000.00	210,362.00	929,457.72	421,943.28	606,422.00	2,168,185.00	0.00	0.00	11,815.00	0.00
Transportation and Delivery Expenses	5029904000	357,000.00	0.00	357,000.00	357,000.00	0.00	0.00	0.00	357,000.00	490.00	685.00	28,414.50	327,410.50	357,000.00	490.00	685.00	28,414.50	327,410.50	357,000.00	0.00	0.00	0.00	0.00
Membership Dues and Contributions to Organizations	5029905000	535,000.00	0.00	535,000.00	535,000.00	0.00	0.00	0.00	535,000.00	115,000.00	70,020.00	86,760.00	263,220.00	535,000.00	115,000.00	70,020.00	86,760.00	263,220.00	535,000.00	0.00	0.00	0.00	0.00
Subscription Expenses	5029907000	368,000.00	0.00	368,000.00	368,000.00	0.00	0.00	0.00	368,000.00	0.00	0.00	0.00	368,000.00	368,000.00	0.00	0.00	0.00	368,000.00	368,000.00	0.00	0.00	0.00	0.00
Subscription Expenses	5029907099	368,000.00	0.00	368,000.00	368,000.00	0.00	0.00	0.00	368,000.00	0.00	0.00	0.00	368,000.00	368,000.00	0.00	0.00	0.00	368,000.00	368,000.00	0.00	0.00	0.00	0.00
Other Maintenance and Operating Expenses	5029999000	5,500,000.00	0.00	5,500,000.00	1,000,000.00	0.00	0.00	0.00	1,000,000.00	0.00	0.00	0.00	305,565.00	305,565.00	0.00	0.00	0.00	305,565.00	305,565.00	4,500,000.00	694,435.00	0.00	0.00
Other Maintenance and Operating Expenses	5029999099	5,500,000.00	0.00	5,500,000.00	1,000,000.00	0.00	0.00	0.00	1,000,000.00	0.00	0.00	0.00	305,565.00	305,565.00	0.00	0.00	0.00	305,565.00	305,565.00	4,500,000.00	694,435.00	0.00	0.00
Capital Outlays		40,522,000.00	0.00	40,522,000.00	33,422,000.00	0.00	0.00	0.00	33,422,000.00	79,935.94	5,097,646.52	1,642,800.85	26,101,616.69	32,922,000.00	79,935.94	5,097,646.52	1,642,800.85	5,041,589.65	11,861,972.96	7,100,000.00	500,000.00	0.00	21,060,027.04
Property, Plant and Equipment Outlay	5060400000	40,522,000.00	0.00	40,522,000.00	33,422,000.00	0.00	0.00	0.00	33,422,000.00	79,935.94	5,097,646.52	1,642,800.85	26,101,616.69	32,922,000.00	79,935.94	5,097,646.52	1,642,800.85	5,041,589.65	11,861,972.96	7,100,000.00	500,000.00	0.00	21,060,027.04
Buildings and Other Structures	5060404000	36,117,000.00	0.00	36,117,000.00	32,922,000.00	0.00	0.00	0.00	32,922,000.00	79,935.94	5,097,646.52	1,642,800.85	26,101,616.69	32,922,000.00	79,935.94	5,097,646.52	1,642,800.85	5,041,589.65	11,861,972.96	3,195,000.00	0.00	0.00	21,060,027.04
Buildings	5060404000	32,922,000.00	0.00	32,922,000.00	32,922,000.00	0.00	0.00	0.00	32,922,000.00	79,935.94	5,097,646.52	1,642,800.85	26,101,616.69	32,922,000.00	79,935.94	5,097,646.52	1,642,800.85	5,041,589.65	11,861,972.96	0.00	0.00	0.00	21,060,027.04
School Buildings	5060404002	3,195,000.00	0.00	3,195,000.00	0.00	0.00	0.00	0.00	0.00	0.00	0.00	0.00	0.00	0.00	0.00	0.00	0.00	0.00	0.00	3,195,000.00	0.00	0.00	0.00
Machinery and Equipment Outlay	5060405000	3,695,000.00	0.00	3,695,000.00	0.00	0.00	0.00	0.00	0.00	0.00	0.00	0.00	0.00	0.00	0.00	0.00	0.00	0.00	0.00	3,695,000.00	0.00	0.00	0.00
Other Machinery and Equipment	5060405099	3,695,000.00	0.00	3,695,000.00	0.00	0.00	0.00	0.00	0.00	0.00	0.00	0.00	0.00	0.00	0.00	0.00	0.00	0.00	0.00	3,695,000.00	0.00	0.00	0.00
Furniture, Fixtures and Books Outlay	5060407000	710,000.00	0.00	710,000.00	500,000.00	0.00	0.00	0.00	500,000.00	0.00	0.00	0.00	0.00	0.00	0.00	0.00	0.00	0.00	0.00	210,000.00	500,000.00	0.00	0.00

STATEMENT OF APPROPRIATIONS, ALLOTMENTS, OBLIGATIONS, DISBURSEMENTS AND BALANCES BY OBJECT OF EXPENDITURES
As at the Quarter Ending December 31, 2022


Department :State Universities and Colleges (SUCs)
Agency :Kalinga State University
Operating Unit :<not applicable>
Organization Code :08 019 0000000
Funding Cluster :01 - Regular Agency Fund

X	Current Year Appropriations
	Supplemental Appropriations
	Continuing Appropriations

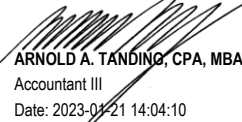
(e.g. UACS Fund Cluster: 01-Regular Agency Fund, 02-Foreign Assisted Projects Fund, 03-Special Account-Locally Funded/Domestic Grants Fund, and 04-Special Account-Foreign Assisted/Foreign Grants Fund)

Particulars	UACS CODE	Appropriations			Allotments					Obligations					Disbursements					Balances			
		Authorized Appropriations	Adjustments (Transfer To/From, Modifications/Augmentations)	Adjusted Appropriations	Allotments Received	Adjustments (Reductions, Modifications/Augmentations)	Transfer To	Transfer From	Adjusted Total Allotments	1st Quarter Ending March 31	2nd Quarter Ending June 30	3rd Quarter Ending Sept. 30	4th Quarter Ending Dec. 31	Total	1st Quarter Ending March 31	2nd Quarter Ending June 30	3rd Quarter Ending Sept. 30	4th Quarter Ending Dec. 31	Total	Unreleased Appropriations	Unobligated Allotment	Unpaid Obligations (15-20) = (23+24)	
																						Due and Demandable	Not Yet Due and Demandable
1	2	3	4	5=(3+4)	6	7	8	9	10=[(6+(-)7)-8+9]	11	12	13	14	15=(11+12+13+14)	16	17	18	19	20=(16+17+18+19)	21=(5-10)	22=(10-15)	23	24
Furniture and Fixtures	508040700	710,000.00	0.00	710,000.00	500,000.00	0.00	0.00	0.00	500,000.00	0.00	0.00	0.00	0.00	0.00	0.00	0.00	0.00	0.00	0.00	210,000.00	500,000.00	0.00	0.00
B. Automatic Appropriations		16,825,000.00	1,069,024.00	17,894,024.00	17,894,024.00	0.00	0.00	0.00	17,894,024.00	4,253,284.01	4,329,149.52	4,271,538.00	5,040,052.47	17,894,024.00	4,253,284.01	4,329,149.52	4,271,538.00	5,040,052.47	17,894,024.00	0.00	0.00	0.00	0.00
Retirement and Life Insurance Premiums	5010301000	16,825,000.00	1,069,024.00	17,894,024.00	17,894,024.00	0.00	0.00	0.00	17,894,024.00	4,253,284.01	4,329,149.52	4,271,538.00	5,040,052.47	17,894,024.00	4,253,284.01	4,329,149.52	4,271,538.00	5,040,052.47	17,894,024.00	0.00	0.00	0.00	0.00
GRAND TOTAL		385,134,000.00	1,069,024.00	386,203,024.00	349,798,565.00	0.00	0.00	0.00	349,798,565.00	47,353,968.96	74,689,568.07	78,841,178.47	147,368,307.02	348,253,022.52	47,353,968.96	72,159,846.21	80,297,709.54	127,063,942.77	326,875,467.48	36,404,459.00	1,545,542.48	317,528.00	21,060,027.04


Certified Correct:


ELSIE P. ANDRES
Budget Officer
Date: 2023-01-21 14:04:10


Certified Correct:


ARNOLD A. TANDING, CPA, MBA
Accountant III
Date: 2023-01-21 14:04:10

Recommending Approval:


DANILO T. BUEN, MBA
Director, FMS
Date: 2023-01-21 14:35:32

Approved By:


EDUARDO T. BAGTANG, CPA, DBM
SUC President III
Date: 2023-01-21 14:49:57

STATEMENT OF APPROPRIATIONS, ALLOTMENTS, OBLIGATIONS, DISBURSEMENTS AND BALANCES BY OBJECT OF EXPENDITURES
As at the Quarter Ending December 31, 2022

Department :State Universities and Colleges (SUCs)
 Agency :Kalinga State University
 Operating Unit :<not applicable>
 Organization Code :08 019 0000000
 Funding Cluster :01 - Regular Agency Fund

	Current Year Appropriations
	Supplemental Appropriations
X	Continuing Appropriations

(e.g. UACS Fund Cluster: 01-Regular Agency Fund, 02-Foreign Assisted Projects Fund, 03-Special Account-Locally Funded/Domestic Grants Fund, and 04-Special Account-Foreign Assisted/Foreign Grants Fund)

Particulars	UACS CODE	Appropriations			Allotments					Obligations					Disbursements					Balances			
		Authorized Appropriations	Adjustments (Transfer To/From, Modifications/Augmentations)	Adjusted Appropriations	Allotments Received	Adjustments (Reductions, Modifications/Augmentations)	Transfer To	Transfer From	Adjusted Total Allotments	1st Quarter Ending March 31	2nd Quarter Ending June 30	3rd Quarter Ending Sept. 30	4th Quarter Ending Dec. 31	Total	1st Quarter Ending March 31	2nd Quarter Ending June 30	3rd Quarter Ending Sept. 30	4th Quarter Ending Dec. 31	Total	Unreleased Appropriations	Unobligated Allotment	Unpaid Obligations (15-20) = (23+24)	
																						Due and Demandable	Not Yet Due and Demandable
1	2	3	4	5=(3+4)	6	7	8	9	10=[(6+(-)7)-8+9]	11	12	13	14	15=(11+12+13+14)	16	17	18	19	20=(16+17+18+19)	21=(5-10)	22=(10-15)	23	24
SUMMARY		2,178,829.36	0.00	2,178,829.36	1,178,829.36	0.00	0.00	0.00	1,178,829.36	112,390.72	1,066,438.64	0.00	0.00	1,178,829.36	112,390.72	900,760.00	163,898.64	1,780.00	1,178,829.36	1,000,000.00	0.00	0.00	0.00
I. Continuing Appropriations		2,178,829.36	0.00	2,178,829.36	1,178,829.36	0.00	0.00	0.00	1,178,829.36	112,390.72	1,066,438.64	0.00	0.00	1,178,829.36	112,390.72	900,760.00	163,898.64	1,780.00	1,178,829.36	1,000,000.00	0.00	0.00	0.00
I. Agency Specific Budget		2,178,829.36	0.00	2,178,829.36	1,178,829.36	0.00	0.00	0.00	1,178,829.36	112,390.72	1,066,438.64	0.00	0.00	1,178,829.36	112,390.72	900,760.00	163,898.64	1,780.00	1,178,829.36	1,000,000.00	0.00	0.00	0.00
Maintenance and Other Operating Expenses		2,162,001.40	0.00	2,162,001.40	1,162,001.40	0.00	0.00	0.00	1,162,001.40	95,562.76	1,066,438.64	0.00	0.00	1,162,001.40	95,562.76	900,760.00	163,898.64	1,780.00	1,162,001.40	1,000,000.00	0.00	0.00	0.00
Training and Scholarship Expenses	5020200000	1,162,001.40	0.00	1,162,001.40	1,162,001.40	0.00	0.00	0.00	1,162,001.40	95,562.76	1,066,438.64	0.00	0.00	1,162,001.40	95,562.76	900,760.00	163,898.64	1,780.00	1,162,001.40	0.00	0.00	0.00	0.00
Training Expenses	5020201000	1,162,001.40	0.00	1,162,001.40	1,162,001.40	0.00	0.00	0.00	1,162,001.40	95,562.76	1,066,438.64	0.00	0.00	1,162,001.40	95,562.76	900,760.00	163,898.64	1,780.00	1,162,001.40	0.00	0.00	0.00	0.00
Training Expenses	5020201002	1,162,001.40	0.00	1,162,001.40	1,162,001.40	0.00	0.00	0.00	1,162,001.40	95,562.76	1,066,438.64	0.00	0.00	1,162,001.40	95,562.76	900,760.00	163,898.64	1,780.00	1,162,001.40	0.00	0.00	0.00	0.00
Communication Expenses	5020500000	500,000.00	0.00	500,000.00	0.00	0.00	0.00	0.00	0.00	0.00	0.00	0.00	0.00	0.00	0.00	0.00	0.00	0.00	0.00	500,000.00	0.00	0.00	0.00
Internet Subscription Expenses	5020503000	500,000.00	0.00	500,000.00	0.00	0.00	0.00	0.00	0.00	0.00	0.00	0.00	0.00	0.00	0.00	0.00	0.00	0.00	0.00	500,000.00	0.00	0.00	0.00
Other Maintenance and Operating Expenses	5029900000	500,000.00	0.00	500,000.00	0.00	0.00	0.00	0.00	0.00	0.00	0.00	0.00	0.00	0.00	0.00	0.00	0.00	0.00	0.00	500,000.00	0.00	0.00	0.00
Other Maintenance and Operating Expenses	5029999000	500,000.00	0.00	500,000.00	0.00	0.00	0.00	0.00	0.00	0.00	0.00	0.00	0.00	0.00	0.00	0.00	0.00	0.00	0.00	500,000.00	0.00	0.00	0.00
Other Maintenance and Operating Expenses	5029999099	500,000.00	0.00	500,000.00	0.00	0.00	0.00	0.00	0.00	0.00	0.00	0.00	0.00	0.00	0.00	0.00	0.00	0.00	0.00	500,000.00	0.00	0.00	0.00

STATEMENT OF APPROPRIATIONS, ALLOTMENTS, OBLIGATIONS, DISBURSEMENTS AND BALANCES BY OBJECT OF EXPENDITURES
As at the Quarter Ending December 31, 2022

Department :State Universities and Colleges (SUCs)
 Agency :Kalinga State University
 Operating Unit :<not applicable>
 Organization Code :08 019 0000000
 Funding Cluster :01 - Regular Agency Fund

	Current Year Appropriations
	Supplemental Appropriations
X	Continuing Appropriations

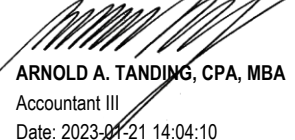
(e.g. UACS Fund Cluster: 01-Regular Agency Fund, 02-Foreign Assisted Projects Fund, 03-Special Account-Locally Funded/Domestic Grants Fund, and 04-Special Account-Foreign Assisted/Foreign Grants Fund)

Particulars	UACS CODE	Appropriations			Allotments					Obligations					Disbursements					Balances				
		Authorized Appropriations	Adjustments (Transfer To/From, Modifications/Augmentations)	Adjusted Appropriations	Allotments Received	Adjustments (Reductions, Modifications/Augmentations)	Transfer To	Transfer From	Adjusted Total Allotments	1st Quarter Ending March 31	2nd Quarter Ending June 30	3rd Quarter Ending Sept. 30	4th Quarter Ending Dec. 31	Total	1st Quarter Ending March 31	2nd Quarter Ending June 30	3rd Quarter Ending Sept. 30	4th Quarter Ending Dec. 31	Total	Unreleased Appropriations	Unobligated Allotment	Unpaid Obligations (15-20) = (23+24)		
1	2	3	4	5=(3+4)	6	7	8	9	10=[(6+(-)7)-8+9]	11	12	13	14	15=(11+12+13+14)	16	17	18	19	20=(16+17+18+19)	21=(5-10)	22=(10-15)	23	24	
Capital Outlays		16,827.96	0.00	16,827.96	16,827.96	0.00	0.00	0.00	0.00	16,827.96	16,827.96	0.00	0.00	0.00	16,827.96	16,827.96	0.00	0.00	0.00	16,827.96	0.00	0.00	0.00	0.00
Property, Plant and Equipment Outlay	5020200000	16,827.96	0.00	16,827.96	16,827.96	0.00	0.00	0.00	0.00	16,827.96	16,827.96	0.00	0.00	0.00	16,827.96	16,827.96	0.00	0.00	0.00	16,827.96	0.00	0.00	0.00	0.00
Buildings and Other Structures	5060404000	16,827.96	0.00	16,827.96	16,827.96	0.00	0.00	0.00	0.00	16,827.96	16,827.96	0.00	0.00	0.00	16,827.96	16,827.96	0.00	0.00	0.00	16,827.96	0.00	0.00	0.00	0.00
Other Structures	5060404099	16,827.96	0.00	16,827.96	16,827.96	0.00	0.00	0.00	0.00	16,827.96	16,827.96	0.00	0.00	0.00	16,827.96	16,827.96	0.00	0.00	0.00	16,827.96	0.00	0.00	0.00	0.00
GRAND TOTAL		2,178,829.36	0.00	2,178,829.36	1,178,829.36	0.00	0.00	0.00	0.00	1,178,829.36	112,390.72	1,066,438.64	0.00	0.00	1,178,829.36	112,390.72	900,760.00	163,898.64	1,780.00	1,178,829.36	1,000,000.00	0.00	0.00	0.00


Certified Correct:


ELSIE P. ANDRES
 Budget Officer
 Date: 2023-01-21 14:04:10

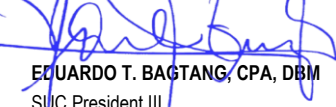
Certified Correct:


ARNOLD A. TANDING, CPA, MBA
 Accountant III
 Date: 2023-01-21 14:04:10

Recommending Approval:


DANILO T. BUEN, MBA
 Director, FMS
 Date: 2023-01-21 14:35:32

Approved By:


EDUARDO T. BAGTANG, CPA, DBM
 SUC President III
 Date: 2023-01-21 14:49:57

This report was generated using the Unified Reporting System on 30/01/2023 16:44 version.FAR1A.1.1 ; Status : SUBMITTED

STATEMENT OF APPROPRIATIONS, ALLOTMENTS, OBLIGATIONS, DISBURSEMENTS AND BALANCES BY OBJECT OF EXPENDITURES AND BY PAP
As at the Quarter Ending December 31, 2022

Department : State Universities and Colleges (SUCs)
Agency : Kalinga State University
Operating Unit : <not applicable>
Organization Code: 08 019 000000
Funding Cluster: 01 - Regular Agency Fund

	Current Year Appropriations
	Supplemental Appropriations
X	Continuing Appropriations

(e.g. UACS Fund Cluster: 01-Regular Agency Fund, 02-Foreign Assisted Projects Fund, 03-Special Account-Locally Funded/Domestic Grants Fund, and 04-Special Account-Foreign Assisted/Foreign Grants Fund)

Particulars	UACS CODE	Appropriations			Allotments					Current Year Obligations					Current Year Disbursements					Balances			
		Authorized Appropriations	Adjustments (Transfer To/From, Modifications/Augmentation)	Adjusted Appropriations	Allotments Received	Adjustments (Withdrawal / Realignment)	Transfer To	Transfer From	Adjusted Total Allotments	1st Quarter Ending March 31	2nd Quarter Ending June 30	3rd Quarter Ending Sept. 30	4th Quarter Ending Dec. 31	Total	1st Quarter Ending March 31	2nd Quarter Ending June 30	3rd Quarter Ending Sept. 30	4th Quarter Ending Dec. 31	Total	Unreleased Appropriations	Unobligated Allotment	Unpaid Obligations (15-20) = (23+24)	
																						Due and Demandable	Not Yet Due and Demandable
1	2	3	4	5=(3+4)	6	7	8	9	10=[(6+(-)7)-8+9]	11	12	13	14	15=(11+12+13+14)	16	17	18	19	20=(16+17+18+19)	21=(5-10)	22=(10-15)	23	24
SUMMARY		2,178,829.36	0.00	2,178,829.36	1,178,829.36	0.00	0.00	0.00	1,178,829.36	112,390.72	1,066,438.64	0.00	0.00	1,178,829.36	112,390.72	900,760.00	163,898.64	1,780.00	1,178,829.36	1,000,000.00	0.00	0.00	0.00
I. Continuing Appropriations		2,178,829.36	0.00	2,178,829.36	1,178,829.36	0.00	0.00	0.00	1,178,829.36	112,390.72	1,066,438.64	0.00	0.00	1,178,829.36	112,390.72	900,760.00	163,898.64	1,780.00	1,178,829.36	1,000,000.00	0.00	0.00	0.00
I. Agency Specific Budget		2,178,829.36	0.00	2,178,829.36	1,178,829.36	0.00	0.00	0.00	1,178,829.36	112,390.72	1,066,438.64	0.00	0.00	1,178,829.36	112,390.72	900,760.00	163,898.64	1,780.00	1,178,829.36	1,000,000.00	0.00	0.00	0.00
General Administration and Support	1000000000000000	16,827.96	0.00	16,827.96	16,827.96	0.00	0.00	0.00	16,827.96	16,827.96	0.00	0.00	0.00	16,827.96	16,827.96	0.00	0.00	0.00	16,827.96	0.00	0.00	0.00	0.00
General Management and Supervision	100000100001000	16,827.96	0.00	16,827.96	16,827.96	0.00	0.00	0.00	16,827.96	16,827.96	0.00	0.00	0.00	16,827.96	16,827.96	0.00	0.00	0.00	16,827.96	0.00	0.00	0.00	0.00
Capital Outlays		16,827.96	0.00	16,827.96	16,827.96	0.00	0.00	0.00	16,827.96	16,827.96	0.00	0.00	0.00	16,827.96	16,827.96	0.00	0.00	0.00	16,827.96	0.00	0.00	0.00	0.00
Property, Plant and Equipment Outlay	5020200000	16,827.96	0.00	16,827.96	16,827.96	0.00	0.00	0.00	16,827.96	16,827.96	0.00	0.00	0.00	16,827.96	16,827.96	0.00	0.00	0.00	16,827.96	0.00	0.00	0.00	0.00
Buildings and Other Structures	5060404000	16,827.96	0.00	16,827.96	16,827.96	0.00	0.00	0.00	16,827.96	16,827.96	0.00	0.00	0.00	16,827.96	16,827.96	0.00	0.00	0.00	16,827.96	0.00	0.00	0.00	0.00
Other Structures	5060404099	16,827.96	0.00	16,827.96	16,827.96	0.00	0.00	0.00	16,827.96	16,827.96	0.00	0.00	0.00	16,827.96	16,827.96	0.00	0.00	0.00	16,827.96	0.00	0.00	0.00	0.00
Sub-Total, General Administration and Support		16,827.96	0.00	16,827.96	16,827.96	0.00	0.00	0.00	16,827.96	16,827.96	0.00	0.00	0.00	16,827.96	16,827.96	0.00	0.00	0.00	16,827.96	0.00	0.00	0.00	0.00
CO		16,827.96	0.00	16,827.96	16,827.96	0.00	0.00	0.00	16,827.96	16,827.96	0.00	0.00	0.00	16,827.96	16,827.96	0.00	0.00	0.00	16,827.96	0.00	0.00	0.00	0.00
Operations	3000000000000000	2,162,001.40	0.00	2,162,001.40	1,162,001.40	0.00	0.00	0.00	1,162,001.40	95,562.76	1,066,438.64	0.00	0.00	1,162,001.40	95,562.76	900,760.00	163,898.64	1,780.00	1,162,001.40	1,000,000.00	0.00	0.00	0.00
OO : Relevant and quality tertiary education ensured to achieve inclusive growth and access of deserving but poor students to quality tertiary education increased		2,162,001.40	0.00	2,162,001.40	1,162,001.40	0.00	0.00	0.00	1,162,001.40	95,562.76	1,066,438.64	0.00	0.00	1,162,001.40	95,562.76	900,760.00	163,898.64	1,780.00	1,162,001.40	1,000,000.00	0.00	0.00	0.00

STATEMENT OF APPROPRIATIONS, ALLOTMENTS, OBLIGATIONS, DISBURSEMENTS AND BALANCES BY OBJECT OF EXPENDITURES AND BY PAP
As at the Quarter Ending December 31, 2022


Department : State Universities and Colleges (SUCs)
Agency : Kalinga State University
Operating Unit : <not applicable>
Organization Code: 08 019 0000000
Funding Cluster: 01 - Regular Agency Fund

	Current Year Appropriations
	Supplemental Appropriations
X	Continuing Appropriations

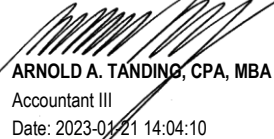
(e.g. UACS Fund Cluster: 01-Regular Agency Fund, 02-Foreign Assisted Projects Fund, 03-Special Account-Locally Funded/Domestic Grants Fund, and 04-Special Account-Foreign Assisted/Foreign Grants Fund)

Particulars	UACS CODE	Appropriations			Allotments					Current Year Obligations					Current Year Disbursements					Balances			
		Authorized Appropriations	Adjustments (Transfer To/From, Modifications/Augmentation)	Adjusted Appropriations	Allotments Received	Adjustments (Withdrawal / Realignment)	Transfer To	Transfer From	Adjusted Total Allotments	1st Quarter Ending March 31	2nd Quarter Ending June 30	3rd Quarter Ending Sept. 30	4th Quarter Ending Dec. 31	Total	1st Quarter Ending March 31	2nd Quarter Ending June 30	3rd Quarter Ending Sept. 30	4th Quarter Ending Dec. 31	Total	Unreleased Appropriations	Unobligated Allotment	Unpaid Obligations (15-20) = (23+24)	
		3	4	5=(3+4)	6	7	8	9	10=[(6+(-)7)-8+9]	11	12	13	14	15=(11+12+13+14)	16	17	18	19	20=(16+17+18+19)	21=(5-10)	22=(10-15)	Due and Demandable	Not Yet Due and Demandable
HIGHER EDUCATION PROGRAM		2,162,001.40	0.00	2,162,001.40	1,162,001.40	0.00	0.00	0.00	1,162,001.40	95,562.76	1,066,438.64	0.00	0.00	1,162,001.40	95,562.76	900,760.00	163,898.64	1,780.00	1,162,001.40	1,000,000.00	0.00	0.00	0.00
Provision of Higher Education Services	310100100002000	2,162,001.40	0.00	2,162,001.40	1,162,001.40	0.00	0.00	0.00	1,162,001.40	95,562.76	1,066,438.64	0.00	0.00	1,162,001.40	95,562.76	900,760.00	163,898.64	1,780.00	1,162,001.40	1,000,000.00	0.00	0.00	0.00
Maintenance and Other Operating Expenses		2,162,001.40	0.00	2,162,001.40	1,162,001.40	0.00	0.00	0.00	1,162,001.40	95,562.76	1,066,438.64	0.00	0.00	1,162,001.40	95,562.76	900,760.00	163,898.64	1,780.00	1,162,001.40	1,000,000.00	0.00	0.00	0.00
Training and Scholarship Expenses	5020200000	1,162,001.40	0.00	1,162,001.40	1,162,001.40	0.00	0.00	0.00	1,162,001.40	95,562.76	1,066,438.64	0.00	0.00	1,162,001.40	95,562.76	900,760.00	163,898.64	1,780.00	1,162,001.40	0.00	0.00	0.00	0.00
Training Expenses	5020201002	1,162,001.40	0.00	1,162,001.40	1,162,001.40	0.00	0.00	0.00	1,162,001.40	95,562.76	1,066,438.64	0.00	0.00	1,162,001.40	95,562.76	900,760.00	163,898.64	1,780.00	1,162,001.40	0.00	0.00	0.00	0.00
Communication Expenses	5020500000	500,000.00	0.00	500,000.00	0.00	0.00	0.00	0.00	0.00	0.00	0.00	0.00	0.00	0.00	0.00	0.00	0.00	0.00	0.00	500,000.00	0.00	0.00	0.00
Internet Subscription Expenses	5020503000	500,000.00	0.00	500,000.00	0.00	0.00	0.00	0.00	0.00	0.00	0.00	0.00	0.00	0.00	0.00	0.00	0.00	0.00	0.00	500,000.00	0.00	0.00	0.00
Other Maintenance and Operating Expenses	5029999000	500,000.00	0.00	500,000.00	0.00	0.00	0.00	0.00	0.00	0.00	0.00	0.00	0.00	0.00	0.00	0.00	0.00	0.00	0.00	500,000.00	0.00	0.00	0.00
Other Maintenance and Operating Expenses	5029999099	500,000.00	0.00	500,000.00	0.00	0.00	0.00	0.00	0.00	0.00	0.00	0.00	0.00	0.00	0.00	0.00	0.00	0.00	0.00	500,000.00	0.00	0.00	0.00
Sub-Total, Operations		2,162,001.40	0.00	2,162,001.40	1,162,001.40	0.00	0.00	0.00	1,162,001.40	95,562.76	1,066,438.64	0.00	0.00	1,162,001.40	95,562.76	900,760.00	163,898.64	1,780.00	1,162,001.40	1,000,000.00	0.00	0.00	0.00
MOOE		2,162,001.40	0.00	2,162,001.40	1,162,001.40	0.00	0.00	0.00	1,162,001.40	95,562.76	1,066,438.64	0.00	0.00	1,162,001.40	95,562.76	900,760.00	163,898.64	1,780.00	1,162,001.40	1,000,000.00	0.00	0.00	0.00
GRAND TOTAL		2,178,829.36	0.00	2,178,829.36	1,178,829.36	0.00	0.00	0.00	1,178,829.36	112,390.72	1,066,438.64	0.00	0.00	1,178,829.36	112,390.72	900,760.00	163,898.64	1,780.00	1,178,829.36	1,000,000.00	0.00	0.00	0.00
PS		0.00	0.00	0.00	0.00	0.00	0.00	0.00	0.00	0.00	0.00	0.00	0.00	0.00	0.00	0.00	0.00	0.00	0.00	0.00	0.00	0.00	0.00
MOOE		2,162,001.40	0.00	2,162,001.40	1,162,001.40	0.00	0.00	0.00	1,162,001.40	95,562.76	1,066,438.64	0.00	0.00	1,162,001.40	95,562.76	900,760.00	163,898.64	1,780.00	1,162,001.40	1,000,000.00	0.00	0.00	0.00
FinEx (if Applicable)		0.00	0.00	0.00	0.00	0.00	0.00	0.00	0.00	0.00	0.00	0.00	0.00	0.00	0.00	0.00	0.00	0.00	0.00	0.00	0.00	0.00	0.00
CO		16,827.96	0.00	16,827.96	16,827.96	0.00	0.00	0.00	16,827.96	16,827.96	0.00	0.00	0.00	16,827.96	16,827.96	0.00	0.00	0.00	16,827.96	0.00	0.00	0.00	0.00


Certified Correct:


ELSIE P. ANDRES
Budget Officer
Date: 2023-01-21 14:04:10

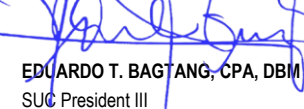
Certified Correct:


ARNOLD A. TANDING, CPA, MBA
Accountant III
Date: 2023-01-21 14:04:10

Recommending Approval:


DANILO T. BUEN, MBA
Director, FMS
Date: 2023-01-21 14:35:32

Approved By:


EDUARDO T. BAGTANG, CPA, DBM
SUC President III
Date: 2023-01-21 14:49:57

LIST OF ALLOTMENTS AND SUB-ALLOTMENTS
As at the Quarter Ending December 31, 2022

Department :State Universities and Colleges (SUCs)
 Agency :Kalinga State University
 Operating Unit :<not applicable>
 Organization Code :08 019 0000000
 Funding Cluster :01 - Regular Agency Fund

X	Current Year Appropriations
	Supplemental Appropriations
	Continuing Appropriations

(e.g. UACS Fund Cluster: 01-Regular Agency Fund, 02-Foreign Assisted Projects Fund, 03-Special Account-Locally Funded/Domestic Grants Fund, and 04-Special Account-Foreign Assisted/Foreign Grants Fund)

Allotments /Sub-Allotments Reference			Funding Source		Allotments/Sub-Allotments received from CO/ROs/Ous					Sub-Allotments to ROs/Ous					Total Allotments/Net of Sub-allotments				
No.	Number	Date	Description	UACS Code	PS	MODE	FinEx	CO	Total	PS	MODE	FinEx	CO	Total	PS	MODE	FinEx	CO	Total
1	2	3	4	5	6	7	8	9	10=(6+7+8+9)	11	12	13	14	15=(11+12+13+14)	16=(6+11)	17=(7+12)	18=(8+13)	19=(9+14)	20=(16+17+18+19)
A. Allotments received from DBM																			
1	COMPREHENSIVE RELEASE PER ANNEX A AND A-1 OF NBC NO. 587	2022-01-11	Specific Budgets of National Government Agencies	101101	193,187,000.00	47,009,000.00	0.00	32,922,000.00	273,118,000.00	0.00	0.00	0.00	0.00	0.00	193,187,000.00	47,009,000.00	0.00	32,922,000.00	273,118,000.00
2	COMPREHENSIVE RELEASE PER ANNEX A AND A-1 OF NBC NO. 587	2022-01-11	Retirement and Life Insurance Premiums	104102	16,825,000.00	0.00	0.00	0.00	16,825,000.00	0.00	0.00	0.00	0.00	0.00	16,825,000.00	0.00	0.00	0.00	0.00
3	SARO-CAR-22-0005783	2022-07-22	Specific Budgets of National Government Agencies	101101	0.00	500,000.00	0.00	0.00	500,000.00	0.00	0.00	0.00	0.00	0.00	0.00	500,000.00	0.00	0.00	500,000.00
4	SARO-CAR-22-0006915	2022-08-16	Specific Budgets of National Government Agencies	101101	0.00	21,615,425.00	0.00	0.00	21,615,425.00	0.00	0.00	0.00	0.00	0.00	0.00	21,615,425.00	0.00	0.00	21,615,425.00
5	SARO-CAR-22-0009081	2022-10-04	Specific Budgets of National Government Agencies	101101	350,000.00	0.00	0.00	0.00	350,000.00	0.00	0.00	0.00	0.00	0.00	350,000.00	0.00	0.00	0.00	350,000.00
6	SARO-CAR-22-0009083	2022-10-04	Specific Budgets of National Government Agencies	101101	0.00	500,000.00	0.00	500,000.00	1,000,000.00	0.00	0.00	0.00	0.00	0.00	0.00	500,000.00	0.00	500,000.00	1,000,000.00
7	SARO-CAR-22-0009950	2022-10-21	Specific Budgets of National Government Agencies	101101	0.00	500,000.00	0.00	0.00	500,000.00	0.00	0.00	0.00	0.00	0.00	0.00	500,000.00	0.00	0.00	500,000.00
8	SARO-CAR-22-0010227	2011-11-07	Specific Budgets of National Government Agencies	101101	7,159,450.00	0.00	0.00	0.00	7,159,450.00	0.00	0.00	0.00	0.00	0.00	7,159,450.00	0.00	0.00	0.00	7,159,450.00
9	SARO-CAR-22-0010228	2011-11-07	Retirement and Life Insurance Premiums	104102	636,032.00	0.00	0.00	0.00	636,032.00	0.00	0.00	0.00	0.00	0.00	636,032.00	0.00	0.00	0.00	636,032.00
10	SARO-CAR-22-0012371	2022-12-21	Specific Budgets of National Government Agencies	101101	0.00	22,584,575.00	0.00	0.00	22,584,575.00	0.00	0.00	0.00	0.00	0.00	0.00	22,584,575.00	0.00	0.00	22,584,575.00
11	SARO-CAR-22-0012631	2022-12-28	Specific Budgets of National Government Agencies	101101	5,077,091.00	0.00	0.00	0.00	5,077,091.00	0.00	0.00	0.00	0.00	0.00	5,077,091.00	0.00	0.00	0.00	5,077,091.00


LIST OF ALLOTMENTS AND SUB-ALLOTMENTS
As at the Quarter Ending December 31, 2022

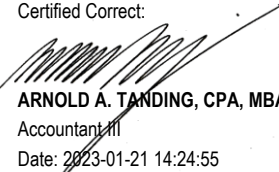
Department :State Universities and Colleges (SUCs)
 Agency :Kalinga State University
 Operating Unit :<not applicable>
 Organization Code :08 019 0000000
 Funding Cluster :01 - Regular Agency Fund

X	Current Year Appropriations
	Supplemental Appropriations
	Continuing Appropriations

(e.g. UACS Fund Cluster: 01-Regular Agency Fund, 02-Foreign Assisted Projects Fund, 03-Special Account-Locally Funded/Domestic Grants Fund, and 04-Special Account-Foreign Assisted/Foreign Grants Fund)

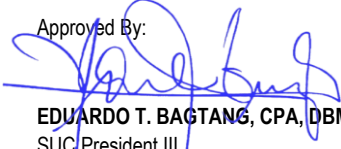
Allotments /Sub-Allotments Reference			Funding Source		Allotments/Sub-Allotments received from CO/ROs/Ous					Sub-Allotments to ROs/Ous					Total Allotments/Net of Sub-allotments					
No.	Number	Date	Description	UACS Code	PS	MOOE	FinEx	CO	Total	PS	MOOE	FinEx	CO	Total	PS	MOOE	FinEx	CO	Total	
1	2	3	4	5	6	7	8	9	10=(6+7+8+9)	11	12	13	14	15=(11+12+13+14)	16=(6+11)	17=(7+12)	18=(8+13)	19=(9+14)	20=(16+17+18+19)	
12	SARO-CAR-22-0012632	2022-12-28	Retirement and Life Insurance Premiums	104102	432,992.00	0.00	0.00	0.00	432,992.00	0.00	0.00	0.00	0.00	0.00	432,992.00	0.00	0.00	0.00	0.00	432,992.00
	Sub-total				223,667,565.00	92,709,000.00	0.00	33,422,000.00	349,798,565.00	0.00	0.00	0.00	0.00	0.00	223,667,565.00	92,709,000.00	0.00	33,422,000.00	349,798,565.00	
B. Sub-allotments received from Central Office/Regional Office																				
					0.00	0.00	0.00	0.00	0.00	0.00	0.00	0.00	0.00	0.00	0.00	0.00	0.00	0.00	0.00	
	Sub-total				0.00	0.00	0.00	0.00	0.00	0.00	0.00	0.00	0.00	0.00	0.00	0.00	0.00	0.00	0.00	
Total Allotments					223,667,565.00	92,709,000.00	0.00	33,422,000.00	349,798,565.00	0.00	0.00	0.00	0.00	0.00	223,667,565.00	92,709,000.00	0.00	33,422,000.00	349,798,565.00	
Summary by Funding Source Code:																				
Specific Budgets of National Government Agencies				101101	205,773,541.00	92,709,000.00	0.00	33,422,000.00	331,904,541.00	0.00	0.00	0.00	0.00	0.00	205,773,541.00	92,709,000.00	0.00	33,422,000.00	331,904,541.00	
Retirement and Life Insurance Premiums				104102	17,894,024.00	0.00	0.00	0.00	17,894,024.00	0.00	0.00	0.00	0.00	0.00	17,894,024.00	0.00	0.00	0.00	17,894,024.00	

Certified Correct:

ELSIE P. ANDRES
 Budget Officer
 Date: 2023-01-21 14:24:55

Certified Correct:

ARNOLD A. TANDING, CPA, MBA
 Accountant III
 Date: 2023-01-21 14:24:55

Recommending Approval:

DANILO T. BUEN, MBA
 Director, FMS
 Date: 2023-01-21 14:36:07


Approved By:

EDUARDO T. BAGTANG, CPA, DBM
 SUC President III
 Date: 2023-01-21 14:51:49


This report was generated using the Unified Reporting System on 21/01/2023 14:52 version.FAR1B.1.3 ; Status : SUBMITTED


STATEMENT OF OBLIGATIONS, DISBURSEMENTS, LIQUIDATIONS AND BALANCES for INTER-AGENCY FUND TRANSFERS
 (for Source Agency use only)
 As at the Quarter Ending December 31, 2022


Department : **State Universities and Colleges (SUCs)**
 Agency : **Kalinga State University**
 Operating Unit : **<not applicable>**
 Organization Code: **08 019 0000000**
 Funding Cluster: **01 - Regular Agency Fund**
 (e.g. UACS Fund Cluster: 05-Internally Generated Funds and 06-Business Related Funds)

Particulars	Obligations						Disbursements (Funds Transferred To)					Liquidations					Unpaid Obligations	Unliquidated Fund Transfers	
	Obligation Request and Status		1st Quarter	2nd Quarter	3rd Quarter	4th Quarter	Total	1st Quarter	2nd Quarter	3rd Quarter	4th Quarter	Total	1st Quarter	2nd Quarter	3rd Quarter	4th Quarter			Total
	Number	Date	Ending March 31	Ending June 30	Ending Sept. 30	Ending Dec. 31		Ending March 31	Ending June 30	Ending Sept. 30	Ending Dec. 31		Ending March 31	Ending June 30	Ending Sept. 30	Ending Dec. 31			
1	2	3	4	5	6	7	8=(4+5+6+7)	9	10	11	12	13=(9+10+11+12)	14	15	16	17	18=(14+15+16+17)	19=(8-13)	20=(13-18)

Certified Correct:

ELSIE P. ANDRES
 Budget Officer
 Date: 1/21/23 10:26 PM

Certified Correct:

ARNOLD A. TANDING, CPA, MBA
 Accountant III
 Date: 1/21/23 10:26 PM

Recommending Approval:

DANILO T. BUEN, MBA
 Director, FMS
 Date:

Approved By:

EDUARDO T. BACTANG, CPA, DBM
 SUC President III
 Date:

STATEMENT OF APPROVED BUDGET, UTILIZATIONS, DISBURSEMENTS AND BALANCES
 (For Off-Budgetary Funds)
 As at the Quarter Ending December 31, 2022

Department :State Universities and Colleges (SUCs)
 Agency :Kalinga State University
 Operating Unit :<not applicable>
 Organization Code :08 019 0000000
 Funding Cluster :05 Internally Generated Funds
 (e.g. UACS Fund Cluster: 05-Internally Generated Funds and 06-Business Related Funds)

Particulars	UACS CODE	Approved Budget			Utilizations					Disbursements					Balances		
		Approved Budgeted Revenue	Adjustments (Reductions, Modifications/ Augmentations)	Adjusted Budgeted Revenue	1st Quarter Ending March 31	2nd Quarter Ending June 30	3rd Quarter Ending Sept. 30	4th Quarter Ending Dec. 31	Total	1st Quarter Ending March 31	2nd Quarter Ending June 30	3rd Quarter Ending Sept. 30	4th Quarter Ending Dec. 31	Total	Unutilized Budget	Unpaid Utilizations	
																Due and Demandable	Not Yet Due and Demandable
1	2	3	4	5=[3+(-)4]	6	7	8	9	10=(6+7+8+9)	11	12	13	14	15=(11+12+13+14)	16=(5-10)	17	18
General Administration and Support	1000000000000000	24,000,000.00	5,382,404.50	29,382,404.50	2,090,857.61	3,692,649.07	662,697.25	4,935,228.35	11,381,432.28	929,941.40	4,502,496.27	976,418.26	4,972,576.35	11,381,432.28	18,000,972.22	0.00	0.00
General Management and Supervision	100000100001000	24,000,000.00	5,382,404.50	29,382,404.50	2,090,857.61	3,692,649.07	662,697.25	4,935,228.35	11,381,432.28	929,941.40	4,502,496.27	976,418.26	4,972,576.35	11,381,432.28	18,000,972.22	0.00	0.00
MOOE		6,000,000.00	333,241.66	6,333,241.66	1,471,084.77	1,240,654.97	662,697.25	1,993,618.84	5,368,055.83	809,895.15	1,550,775.58	976,418.26	2,030,966.84	5,368,055.83	965,185.83	0.00	0.00
CO		18,000,000.00	5,049,162.84	23,049,162.84	619,772.84	2,451,994.10	0.00	2,941,609.51	6,013,376.45	120,046.25	2,951,720.69	0.00	2,941,609.51	6,013,376.45	17,035,786.39	0.00	0.00
Sub-Total, General Administration and Support		24,000,000.00	5,382,404.50	29,382,404.50	2,090,857.61	3,692,649.07	662,697.25	4,935,228.35	11,381,432.28	929,941.40	4,502,496.27	976,418.26	4,972,576.35	11,381,432.28	18,000,972.22	0.00	0.00
PS		0.00	0.00	0.00	0.00	0.00	0.00	0.00	0.00	0.00	0.00	0.00	0.00	0.00	0.00	0.00	0.00
MOOE		6,000,000.00	333,241.66	6,333,241.66	1,471,084.77	1,240,654.97	662,697.25	1,993,618.84	5,368,055.83	809,895.15	1,550,775.58	976,418.26	2,030,966.84	5,368,055.83	965,185.83	0.00	0.00
FinEx (if Applicable)		0.00	0.00	0.00	0.00	0.00	0.00	0.00	0.00	0.00	0.00	0.00	0.00	0.00	0.00	0.00	0.00
CO		18,000,000.00	5,049,162.84	23,049,162.84	619,772.84	2,451,994.10	0.00	2,941,609.51	6,013,376.45	120,046.25	2,951,720.69	0.00	2,941,609.51	6,013,376.45	17,035,786.39	0.00	0.00
Support to Operations	2000000000000000	1,200,000.00	0.00	1,200,000.00	10,000.00	7,940.80	1,132,059.20	14,000.00	1,164,000.00	10,000.00	7,940.80	1,132,059.20	14,000.00	1,164,000.00	36,000.00	0.00	0.00
Auxiliary Services	200000100001000	1,200,000.00	0.00	1,200,000.00	10,000.00	7,940.80	1,132,059.20	14,000.00	1,164,000.00	10,000.00	7,940.80	1,132,059.20	14,000.00	1,164,000.00	36,000.00	0.00	0.00
MOOE		1,200,000.00	0.00	1,200,000.00	10,000.00	7,940.80	1,132,059.20	14,000.00	1,164,000.00	10,000.00	7,940.80	1,132,059.20	14,000.00	1,164,000.00	36,000.00	0.00	0.00
Sub-Total, Support to Operations		1,200,000.00	0.00	1,200,000.00	10,000.00	7,940.80	1,132,059.20	14,000.00	1,164,000.00	10,000.00	7,940.80	1,132,059.20	14,000.00	1,164,000.00	36,000.00	0.00	0.00
PS		0.00	0.00	0.00	0.00	0.00	0.00	0.00	0.00	0.00	0.00	0.00	0.00	0.00	0.00	0.00	0.00
MOOE		1,200,000.00	0.00	1,200,000.00	10,000.00	7,940.80	1,132,059.20	14,000.00	1,164,000.00	10,000.00	7,940.80	1,132,059.20	14,000.00	1,164,000.00	36,000.00	0.00	0.00
FinEx (if Applicable)		0.00	0.00	0.00	0.00	0.00	0.00	0.00	0.00	0.00	0.00	0.00	0.00	0.00	0.00	0.00	0.00
CO		0.00	0.00	0.00	0.00	0.00	0.00	0.00	0.00	0.00	0.00	0.00	0.00	0.00	0.00	0.00	0.00
Operations	3000000000000000	40,800,000.00	28,573,500.31	69,373,500.31	3,109,294.19	3,666,564.11	4,331,209.29	17,802,689.92	28,909,757.51	864,120.27	3,050,671.00	7,055,796.32	17,939,169.92	28,909,757.51	40,463,742.80	0.00	0.00

STATEMENT OF APPROVED BUDGET, UTILIZATIONS, DISBURSEMENTS AND BALANCES
 (For Off-Budgetary Funds)
 As at the Quarter Ending December 31, 2022


Department :State Universities and Colleges (SUCs)
 Agency :Kalinga State University
 Operating Unit :<not applicable>
 Organization Code :08 019 0000000
 Funding Cluster :05 Internally Generated Funds
 (e.g. UACS Fund Cluster: 05-Internally Generated Funds and 06-Business Related Funds)


Particulars	UACS CODE	Approved Budget			Utilizations					Disbursements					Balances		
		Approved Budgeted Revenue	Adjustments (Reductions, Modifications/ Augmentations)	Adjusted Budgeted Revenue	1st Quarter Ending March 31	2nd Quarter Ending June 30	3rd Quarter Ending Sept. 30	4th Quarter Ending Dec. 31	Total	1st Quarter Ending March 31	2nd Quarter Ending June 30	3rd Quarter Ending Sept. 30	4th Quarter Ending Dec. 31	Total	Unutilized Budget	Unpaid Utilizations	
																Due and Demandable	Not Yet Due and Demandable
1	2	3	4	5=[3+(-)4]	6	7	8	9	10=(6+7+8+9)	11	12	13	14	15=(11+12+13+14)	16=(5-10)	17	18
OO : Relevant and quality tertiary education ensured to achieve inclusive growth and access of deserving but poor students to quality tertiary education increased	3100000000000000	38,600,000.00	28,468,238.81	67,068,238.81	2,947,239.42	3,457,401.73	3,870,160.49	16,562,014.91	26,836,816.55	724,937.24	2,841,508.62	6,571,875.78	16,698,494.91	26,836,816.55	40,231,422.26	0.00	0.00
HIGHER EDUCATION PROGRAM	3101000000000000	38,600,000.00	28,468,238.81	67,068,238.81	2,947,239.42	3,457,401.73	3,870,160.49	16,562,014.91	26,836,816.55	724,937.24	2,841,508.62	6,571,875.78	16,698,494.91	26,836,816.55	40,231,422.26	0.00	0.00
Provision of Higher Education Services	310100100002000	38,600,000.00	28,468,238.81	67,068,238.81	2,947,239.42	3,457,401.73	3,870,160.49	16,562,014.91	26,836,816.55	724,937.24	2,841,508.62	6,571,875.78	16,698,494.91	26,836,816.55	40,231,422.26	0.00	0.00
MOOE		38,600,000.00	28,468,238.81	67,068,238.81	2,947,239.42	3,457,401.73	3,870,160.49	16,562,014.91	26,836,816.55	724,937.24	2,841,508.62	6,571,875.78	16,698,494.91	26,836,816.55	40,231,422.26	0.00	0.00
OO : Higher education research improved to promote economic productivity and innovation	3200000000000000	1,200,000.00	125,443.00	1,325,443.00	148,658.05	188,978.94	287,967.46	603,564.15	1,229,168.60	131,183.03	188,978.94	305,442.48	603,564.15	1,229,168.60	96,274.40	0.00	0.00
RESEARCH PROGRAM	3202000000000000	1,200,000.00	125,443.00	1,325,443.00	148,658.05	188,978.94	287,967.46	603,564.15	1,229,168.60	131,183.03	188,978.94	305,442.48	603,564.15	1,229,168.60	96,274.40	0.00	0.00
Conduct of Research Services	320200100001000	1,200,000.00	125,443.00	1,325,443.00	148,658.05	188,978.94	287,967.46	603,564.15	1,229,168.60	131,183.03	188,978.94	305,442.48	603,564.15	1,229,168.60	96,274.40	0.00	0.00


STATEMENT OF APPROVED BUDGET, UTILIZATIONS, DISBURSEMENTS AND BALANCES
 (For Off-Budgetary Funds)
 As at the Quarter Ending December 31, 2022


Department :State Universities and Colleges (SUCs)
 Agency :Kalinga State University
 Operating Unit :<not applicable>
 Organization Code :08 019 0000000
 Funding Cluster :05 Internally Generated Funds
 (e.g. UACS Fund Cluster: 05-Internally Generated Funds and 06-Business Related Funds)

Particulars	UACS CODE	Approved Budget			Utilizations					Disbursements					Balances		
		Approved Budgeted Revenue	Adjustments (Reductions, Modifications/ Augmentations)	Adjusted Budgeted Revenue	1st Quarter Ending March 31	2nd Quarter Ending June 30	3rd Quarter Ending Sept. 30	4th Quarter Ending Dec. 31	Total	1st Quarter Ending March 31	2nd Quarter Ending June 30	3rd Quarter Ending Sept. 30	4th Quarter Ending Dec. 31	Total	Unused Budget	Unpaid Utilizations	
																Due and Demandable	Not Yet Due and Demandable
1	2	3	4	5=[3+(-)4]	6	7	8	9	10=(6+7+8+9)	11	12	13	14	15=(11+12+13+14)	16=(5-10)	17	18
MOOE		1,200,000.00	125,443.00	1,325,443.00	148,658.05	188,978.94	287,967.46	603,564.15	1,229,168.60	131,183.03	188,978.94	305,442.48	603,564.15	1,229,168.60	96,274.40	0.00	0.00
OO : Community engagement increased	3300000000000000	1,000,000.00	(20,181.50)	979,818.50	13,396.72	20,183.44	173,081.34	637,110.86	843,772.36	8,000.00	20,183.44	178,478.06	637,110.86	843,772.36	136,046.14	0.00	0.00
TECHNICAL ADVISORY EXTENSION PROGRAM	3301000000000000	1,000,000.00	(20,181.50)	979,818.50	13,396.72	20,183.44	173,081.34	637,110.86	843,772.36	8,000.00	20,183.44	178,478.06	637,110.86	843,772.36	136,046.14	0.00	0.00
Provision of Extension Services	330100100001000	1,000,000.00	(20,181.50)	979,818.50	13,396.72	20,183.44	173,081.34	637,110.86	843,772.36	8,000.00	20,183.44	178,478.06	637,110.86	843,772.36	136,046.14	0.00	0.00
MOOE		1,000,000.00	(20,181.50)	979,818.50	13,396.72	20,183.44	173,081.34	637,110.86	843,772.36	8,000.00	20,183.44	178,478.06	637,110.86	843,772.36	136,046.14	0.00	0.00
Sub-Total, Operations		40,800,000.00	28,573,500.31	69,373,500.31	3,109,294.19	3,666,564.11	4,331,209.29	17,802,689.92	28,909,757.51	864,120.27	3,050,671.00	7,055,796.32	17,939,169.92	28,909,757.51	40,463,742.80	0.00	0.00
PS		0.00	0.00	0.00	0.00	0.00	0.00	0.00	0.00	0.00	0.00	0.00	0.00	0.00	0.00	0.00	0.00
MOOE		40,800,000.00	28,573,500.31	69,373,500.31	3,109,294.19	3,666,564.11	4,331,209.29	17,802,689.92	28,909,757.51	864,120.27	3,050,671.00	7,055,796.32	17,939,169.92	28,909,757.51	40,463,742.80	0.00	0.00
FinEx (if Applicable)		0.00	0.00	0.00	0.00	0.00	0.00	0.00	0.00	0.00	0.00	0.00	0.00	0.00	0.00	0.00	0.00
CO		0.00	0.00	0.00	0.00	0.00	0.00	0.00	0.00	0.00	0.00	0.00	0.00	0.00	0.00	0.00	0.00
GRAND TOTAL		66,000,000.00	33,955,904.81	99,955,904.81	5,210,151.80	7,367,153.98	6,125,965.74	22,751,918.27	41,455,189.79	1,804,061.67	7,561,108.07	9,164,273.78	22,925,746.27	41,455,189.79	58,500,715.02	0.00	0.00
PS		0.00	0.00	0.00	0.00	0.00	0.00	0.00	0.00	0.00	0.00	0.00	0.00	0.00	0.00	0.00	0.00
MOOE		48,000,000.00	28,906,741.97	76,906,741.97	4,590,378.96	4,915,159.88	6,125,965.74	19,810,308.76	35,441,813.34	1,684,015.42	4,609,387.38	9,164,273.78	19,984,136.76	35,441,813.34	41,464,928.63	0.00	0.00
FinEx (if Applicable)		0.00	0.00	0.00	0.00	0.00	0.00	0.00	0.00	0.00	0.00	0.00	0.00	0.00	0.00	0.00	0.00
CO		18,000,000.00	5,049,162.84	23,049,162.84	619,772.84	2,451,994.10	0.00	2,941,609.51	6,013,376.45	120,046.25	2,951,720.69	0.00	2,941,609.51	6,013,376.45	17,035,786.39	0.00	0.00

Certified Correct:

ELSIE P. ANDRES
 Budget Officer
 Date: 1/29/23 6:24 PM

Certified Correct:

ARNOLD A. TANDING, CPA, MBA
 Accountant III
 Date: 1/29/23 6:24 PM

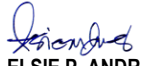
Recommending Approval:

DANILO T. BUEN, MBA
 Director, FMS
 Date: 1/29/23 6:26 PM

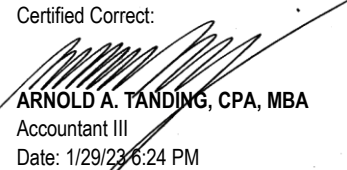
Approved By:

EDUARDO T. BAGTANG, CPA, DBM
 SUC President III
 Date: 1/29/23 6:29 PM


STATEMENT OF APPROVED BUDGET, UTILIZATIONS, DISBURSEMENTS AND BALANCES
 (For Off-Budgetary Funds)
 As at the Quarter Ending December 31, 2022


Department :State Universities and Colleges (SUCs)
 Agency :State Universities and CState Universities and Colleges (SUCs)
 Operating Unit :<not applicable>
 Organization Code :08 019 0000000
 Funding Cluster :06 Business Related Funds
 (e.g. UACS Fund Cluster: 05-Internally Generated Funds and 06-Business Related Funds)

Particulars	UACS CODE	Approved Budget			Utilizations					Disbursements					Balances		
		Approved Budgeted Revenue	Adjustments (Reductions, Modifications/ Augmentations)	Adjusted Budgeted Revenue	1st Quarter Ending March 31	2nd Quarter Ending June 30	3rd Quarter Ending Sept. 30	4th Quarter Ending Dec. 31	Total	1st Quarter Ending March 31	2nd Quarter Ending June 30	3rd Quarter Ending Sept. 30	4th Quarter Ending Dec. 31	Total	Unutilized Budget	Unpaid Utilizations	
																Due and Demandable	Not Yet Due and Demandable
1	2	3	4	5=[3+(-)4]	6	7	8	9	10=(6+7+8+9)	11	12	13	14	15=(11+12+13+14)	16=(5-10)	17	18
Support to Operations	2000000000000000	8,500,000.00	(3,090,424.52)	5,409,575.48	553,001.02	274,810.66	1,417,542.29	1,297,091.11	3,542,445.08	320,295.26	396,645.66	1,528,413.05	1,297,091.11	3,542,445.08	1,867,130.40	0.00	0.00
Auxiliary Services	200000100001000	8,500,000.00	(3,090,424.52)	5,409,575.48	553,001.02	274,810.66	1,417,542.29	1,297,091.11	3,542,445.08	320,295.26	396,645.66	1,528,413.05	1,297,091.11	3,542,445.08	1,867,130.40	0.00	0.00
MOOE		6,500,000.00	(3,399,501.67)	3,100,498.33	353,001.02	237,360.66	1,019,742.29	1,297,091.11	2,907,195.08	120,295.26	396,645.66	1,093,163.05	1,297,091.11	2,907,195.08	193,303.25	0.00	0.00
CO		2,000,000.00	309,077.15	2,309,077.15	200,000.00	37,450.00	397,800.00	0.00	635,250.00	200,000.00	0.00	435,250.00	0.00	635,250.00	1,673,827.15	0.00	0.00
Sub-Total, Support to Operations		8,500,000.00	(3,090,424.52)	5,409,575.48	553,001.02	274,810.66	1,417,542.29	1,297,091.11	3,542,445.08	320,295.26	396,645.66	1,528,413.05	1,297,091.11	3,542,445.08	1,867,130.40	0.00	0.00
PS		0.00	0.00	0.00	0.00	0.00	0.00	0.00	0.00	0.00	0.00	0.00	0.00	0.00	0.00	0.00	0.00
MOOE		6,500,000.00	(3,399,501.67)	3,100,498.33	353,001.02	237,360.66	1,019,742.29	1,297,091.11	2,907,195.08	120,295.26	396,645.66	1,093,163.05	1,297,091.11	2,907,195.08	193,303.25	0.00	0.00
FinEx (if Applicable)		0.00	0.00	0.00	0.00	0.00	0.00	0.00	0.00	0.00	0.00	0.00	0.00	0.00	0.00	0.00	0.00
CO		2,000,000.00	309,077.15	2,309,077.15	200,000.00	37,450.00	397,800.00	0.00	635,250.00	200,000.00	0.00	435,250.00	0.00	635,250.00	1,673,827.15	0.00	0.00
GRAND TOTAL		8,500,000.00	(3,090,424.52)	5,409,575.48	553,001.02	274,810.66	1,417,542.29	1,297,091.11	3,542,445.08	320,295.26	396,645.66	1,528,413.05	1,297,091.11	3,542,445.08	1,867,130.40	0.00	0.00
PS		0.00	0.00	0.00	0.00	0.00	0.00	0.00	0.00	0.00	0.00	0.00	0.00	0.00	0.00	0.00	0.00
MOOE		6,500,000.00	(3,399,501.67)	3,100,498.33	353,001.02	237,360.66	1,019,742.29	1,297,091.11	2,907,195.08	120,295.26	396,645.66	1,093,163.05	1,297,091.11	2,907,195.08	193,303.25	0.00	0.00
FinEx (if Applicable)		0.00	0.00	0.00	0.00	0.00	0.00	0.00	0.00	0.00	0.00	0.00	0.00	0.00	0.00	0.00	0.00
CO		2,000,000.00	309,077.15	2,309,077.15	200,000.00	37,450.00	397,800.00	0.00	635,250.00	200,000.00	0.00	435,250.00	0.00	635,250.00	1,673,827.15	0.00	0.00

Certified Correct:

ELSIE P. ANDRES
 Budget Officer
 Date: 1/29/23 6:24 PM

Certified Correct:

ARNOLD A. TANDING, CPA, MBA
 Accountant III
 Date: 1/29/23 6:24 PM

Recommending Approval:

DANILO T. BUEN, MBA
 Director, FMS
 Date: 1/29/23 6:26 PM

Approved By:

EDUARDO T. BAGTANG, CPA, DBM
 SUC President III
 Date: 1/29/23 6:29 PM

SUMMARY OF APPROVED BUDGET, UTILIZATIONS, DISBURSEMENTS AND BALANCES BY OBJECT OF EXPENDITURES

(For Off-Budgetary Funds)

As at the Quarter Ending December 31, 2022

Department :State Universities and Colleges (SUCs)
 Agency :Kalinga State University
 Operating Unit :<not applicable>
 Organization Code :08 019 0000000
 Funding Cluster :05 Internally Generated Funds

(e.g. UACS Fund Cluster: 05-Internally Generated Funds and 06-Business Related Funds)

Particulars	UACS CODE	Approved Budget			Utilizations					Disbursements					Balances		
		Approved Budgeted Revenue	Adjustments (Reductions, Modifications/ Augmentations)	Adjusted Budgeted Revenue	1st Quarter Ending March 31	2nd Quarter Ending June 30	3rd Quarter Ending Sept. 30	4th Quarter Ending Dec. 31	Total	1st Quarter Ending March 31	2nd Quarter Ending June 30	3rd Quarter Ending Sept. 30	4th Quarter Ending Dec. 31	Total	Unutilized Budget	Unpaid Utilizations	
																Due and Demandable	Not Yet Due and Demandable
1	2	3	4	5=[3+(-)4]	6	7	8	9	10=(6+7+8+9)	11	12	13	14	15=(11+12+13+14)	16=(5-10)	17	18
SUMMARY																	
A. AGENCY SPECIFIC BUDGET																	
Maintenance and Other Operating Expenses		48,000,000.00	28,906,741.97	76,906,741.97	4,590,378.96	4,915,159.88	6,125,965.74	19,810,308.76	35,441,813.34	1,684,015.42	4,609,387.38	9,164,273.78	19,984,136.76	35,441,813.34	41,464,928.63	0.00	0.00
Traveling Expenses	5020100000	1,200,000.00	0.00	1,200,000.00	115,000.00	343,140.95	216,700.00	525,159.05	1,200,000.00	115,000.00	239,040.95	320,800.00	525,159.05	1,200,000.00	0.00	0.00	0.00
Traveling Expenses - Local	5020101000	1,200,000.00	0.00	1,200,000.00	115,000.00	343,140.95	216,700.00	525,159.05	1,200,000.00	115,000.00	239,040.95	320,800.00	525,159.05	1,200,000.00	0.00	0.00	0.00
Expenses - Local	5020101000	1,200,000.00	0.00	1,200,000.00	115,000.00	343,140.95	216,700.00	525,159.05	1,200,000.00	115,000.00	239,040.95	320,800.00	525,159.05	1,200,000.00	0.00	0.00	0.00
Training and Scholarship Expenses	5020200000	500,000.00	(88,421.38)	411,578.62	0.00	150,000.00	21,794.64	239,783.98	411,578.62	0.00	150,000.00	21,794.64	239,783.98	411,578.62	0.00	0.00	0.00
Training Expenses	5020201000	500,000.00	(88,421.38)	411,578.62	0.00	150,000.00	21,794.64	239,783.98	411,578.62	0.00	150,000.00	21,794.64	239,783.98	411,578.62	0.00	0.00	0.00
Training Expenses	5020201002	500,000.00	(88,421.38)	411,578.62	0.00	150,000.00	21,794.64	239,783.98	411,578.62	0.00	150,000.00	21,794.64	239,783.98	411,578.62	0.00	0.00	0.00
Supplies and Materials Expenses	5020300000	2,607,000.00	897,496.61	3,504,496.61	315,091.83	129,890.26	355,102.80	1,767,986.91	2,568,071.80	0.00	298,077.47	445,429.42	1,824,564.91	2,568,071.80	936,424.81	0.00	0.00
Office Supplies Expenses	5020301000	1,152,000.00	461,808.30	1,613,808.30	116,929.62	102,890.26	9,659.00	891,373.16	1,120,852.04	0.00	102,463.26	127,015.62	891,373.16	1,120,852.04	492,956.26	0.00	0.00
Office Supplies Expenses	5020301002	1,152,000.00	461,808.30	1,613,808.30	116,929.62	102,890.26	9,659.00	891,373.16	1,120,852.04	0.00	102,463.26	127,015.62	891,373.16	1,120,852.04	492,956.26	0.00	0.00
Accountable Forms Expenses	5020302000	155,000.00	0.00	155,000.00	0.00	6,000.00	145,750.00	3,250.00	155,000.00	0.00	6,000.00	145,750.00	3,250.00	155,000.00	0.00	0.00	0.00
Forms Expenses	5020302000	155,000.00	0.00	155,000.00	0.00	6,000.00	145,750.00	3,250.00	155,000.00	0.00	6,000.00	145,750.00	3,250.00	155,000.00	0.00	0.00	0.00
Fuel, Oil and Lubricants Expenses	5020309000	350,000.00	249,727.17	599,727.17	0.00	17,000.00	0.00	141,633.29	158,633.29	0.00	17,000.00	0.00	141,633.29	158,633.29	441,093.88	0.00	0.00
Fuel, Oil and Lubricants Expenses	5020309000	350,000.00	249,727.17	599,727.17	0.00	17,000.00	0.00	141,633.29	158,633.29	0.00	17,000.00	0.00	141,633.29	158,633.29	441,093.88	0.00	0.00
Other Supplies and Materials Expenses	5020399000	950,000.00	185,961.14	1,135,961.14	198,162.21	4,000.00	199,693.80	731,730.46	1,133,586.47	0.00	172,614.21	172,663.80	788,308.46	1,133,586.47	2,374.67	0.00	0.00
Other Supplies and Materials Expenses	5020399000	950,000.00	185,961.14	1,135,961.14	198,162.21	4,000.00	199,693.80	731,730.46	1,133,586.47	0.00	172,614.21	172,663.80	788,308.46	1,133,586.47	2,374.67	0.00	0.00
Utility Expenses	5020400000	520,000.00	(247,685.01)	272,314.99	0.00	0.00	0.00	0.00	0.00	0.00	0.00	0.00	0.00	0.00	272,314.99	0.00	0.00
Water Expenses	5020401000	30,000.00	0.00	30,000.00	0.00	0.00	0.00	0.00	0.00	0.00	0.00	0.00	0.00	0.00	30,000.00	0.00	0.00
Expenses	5020401000	30,000.00	0.00	30,000.00	0.00	0.00	0.00	0.00	0.00	0.00	0.00	0.00	0.00	0.00	30,000.00	0.00	0.00

SUMMARY OF APPROVED BUDGET, UTILIZATIONS, DISBURSEMENTS AND BALANCES BY OBJECT OF EXPENDITURES
 (For Off-Budgetary Funds)
 As at the Quarter Ending December 31, 2022

Department :State Universities and Colleges (SUCs)
 Agency :Kalinga State University
 Operating Unit :<not applicable>
 Organization Code :08 019 0000000
 Funding Cluster :05 Internally Generated Funds

(e.g. UACS Fund Cluster: 05-Internally Generated Funds and 06-Business Related Funds)

Particulars	UACS CODE	Approved Budget			Utilizations					Disbursements					Balances		
		Approved Budgeted Revenue	Adjustments (Reductions, Modifications/ Augmentations)	Adjusted Budgeted Revenue	1st Quarter Ending March 31	2nd Quarter Ending June 30	3rd Quarter Ending Sept. 30	4th Quarter Ending Dec. 31	Total	1st Quarter Ending March 31	2nd Quarter Ending June 30	3rd Quarter Ending Sept. 30	4th Quarter Ending Dec. 31	Total	Unutilized Budget	Unpaid Utilizations	
																Due and Demandable	Not Yet Due and Demandable
1	2	3	4	5=[3+(-)4]	6	7	8	9	10=(6+7+8+9)	11	12	13	14	15=(11+12+13+14)	16=(5-10)	17	18
SUMMARY																	
A. AGENCY SPECIFIC BUDGET																	
Electricity Expenses	5020402000	490,000.00	(247,685.01)	242,314.99	0.00	0.00	0.00	0.00	0.00	0.00	0.00	0.00	0.00	0.00	242,314.99	0.00	0.00
Electricity Expenses	5020402000	490,000.00	(247,685.01)	242,314.99	0.00	0.00	0.00	0.00	0.00	0.00	0.00	0.00	0.00	0.00	242,314.99	0.00	0.00
Communication Expenses	5020500000	750,000.00	(747,000.00)	3,000.00	0.00	1,500.00	0.00	1,500.00	3,000.00	0.00	1,500.00	0.00	1,500.00	3,000.00	0.00	0.00	0.00
Telephone Expenses	5020502000	97,000.00	(97,000.00)	0.00	0.00	0.00	0.00	0.00	0.00	0.00	0.00	0.00	0.00	0.00	0.00	0.00	0.00
Mobile	5020502001	97,000.00	(97,000.00)	0.00	0.00	0.00	0.00	0.00	0.00	0.00	0.00	0.00	0.00	0.00	0.00	0.00	0.00
Internet Subscription Expenses	5020503000	650,000.00	(650,000.00)	0.00	0.00	0.00	0.00	0.00	0.00	0.00	0.00	0.00	0.00	0.00	0.00	0.00	0.00
Internet Subscription Expenses	5020503000	650,000.00	(650,000.00)	0.00	0.00	0.00	0.00	0.00	0.00	0.00	0.00	0.00	0.00	0.00	0.00	0.00	0.00
Cable, Satellite, Telegraph and Radio Expenses	5020504000	3,000.00	0.00	3,000.00	0.00	1,500.00	0.00	1,500.00	3,000.00	0.00	1,500.00	0.00	1,500.00	3,000.00	0.00	0.00	0.00
Telegraph and Radio Expenses	5020504000	3,000.00	0.00	3,000.00	0.00	1,500.00	0.00	1,500.00	3,000.00	0.00	1,500.00	0.00	1,500.00	3,000.00	0.00	0.00	0.00
Awards/Rewards and Prizes	5020600000	150,000.00	0.00	150,000.00	0.00	0.00	74,500.00	75,500.00	150,000.00	0.00	0.00	74,500.00	75,500.00	150,000.00	0.00	0.00	0.00
Prizes	5020602000	150,000.00	0.00	150,000.00	0.00	0.00	74,500.00	75,500.00	150,000.00	0.00	0.00	74,500.00	75,500.00	150,000.00	0.00	0.00	0.00
Prizes	5020602000	150,000.00	0.00	150,000.00	0.00	0.00	74,500.00	75,500.00	150,000.00	0.00	0.00	74,500.00	75,500.00	150,000.00	0.00	0.00	0.00
Confidential, Intelligence and Extraordinary Expenses	5021000000	100,000.00	0.00	100,000.00	0.00	0.00	0.00	100,000.00	100,000.00	0.00	0.00	0.00	100,000.00	100,000.00	0.00	0.00	0.00
Extraordinary and Miscellaneous Expenses	5021003000	100,000.00	0.00	100,000.00	0.00	0.00	0.00	100,000.00	100,000.00	0.00	0.00	0.00	100,000.00	100,000.00	0.00	0.00	0.00
and Miscellaneous Expenses	5021003000	100,000.00	0.00	100,000.00	0.00	0.00	0.00	100,000.00	100,000.00	0.00	0.00	0.00	100,000.00	100,000.00	0.00	0.00	0.00
Professional Services	5021100000	200,000.00	0.00	200,000.00	0.00	0.00	0.00	200,000.00	200,000.00	0.00	0.00	0.00	200,000.00	200,000.00	0.00	0.00	0.00
Other Professional Services	5021199000	200,000.00	0.00	200,000.00	0.00	0.00	0.00	200,000.00	200,000.00	0.00	0.00	0.00	200,000.00	200,000.00	0.00	0.00	0.00

SUMMARY OF APPROVED BUDGET, UTILIZATIONS, DISBURSEMENTS AND BALANCES BY OBJECT OF EXPENDITURES

(For Off-Budgetary Funds)

As at the Quarter Ending December 31, 2022

Department :State Universities and Colleges (SUCs)
 Agency :Kalinga State University
 Operating Unit :<not applicable>
 Organization Code :08 019 0000000
 Funding Cluster :05 Internally Generated Funds

(e.g. UACS Fund Cluster: 05-Internally Generated Funds and 06-Business Related Funds)

Particulars	UACS CODE	Approved Budget			Utilizations					Disbursements					Balances		
		Approved Budgeted Revenue	Adjustments (Reductions, Modifications/ Augmentations)	Adjusted Budgeted Revenue	1st Quarter Ending March 31	2nd Quarter Ending June 30	3rd Quarter Ending Sept. 30	4th Quarter Ending Dec. 31	Total	1st Quarter Ending March 31	2nd Quarter Ending June 30	3rd Quarter Ending Sept. 30	4th Quarter Ending Dec. 31	Total	Unutilized Budget	Unpaid Utilizations	
																Due and Demandable	Not Yet Due and Demandable
1	2	3	4	5=[3+(-)4]	6	7	8	9	10=(6+7+8+9)	11	12	13	14	15=(11+12+13+14)	16=(5-10)	17	18
SUMMARY																	
A. AGENCY SPECIFIC BUDGET																	
Other Professional Services	5021199000	200,000.00	0.00	200,000.00	0.00	0.00	0.00	200,000.00	200,000.00	0.00	0.00	0.00	200,000.00	200,000.00	0.00	0.00	0.00
General Services	5021200000	13,370,000.00	1,932,705.91	15,302,705.91	1,244,159.80	2,933,564.27	3,286,514.75	6,731,733.68	14,195,972.50	1,083,274.01	3,090,700.06	3,290,264.75	6,731,733.68	14,195,972.50	1,106,733.41	0.00	0.00
Other General Services	5021299000	13,370,000.00	1,932,705.91	15,302,705.91	1,244,159.80	2,933,564.27	3,286,514.75	6,731,733.68	14,195,972.50	1,083,274.01	3,090,700.06	3,290,264.75	6,731,733.68	14,195,972.50	1,106,733.41	0.00	0.00
Other General Services	5021299099	13,370,000.00	1,932,705.91	15,302,705.91	1,244,159.80	2,933,564.27	3,286,514.75	6,731,733.68	14,195,972.50	1,083,274.01	3,090,700.06	3,290,264.75	6,731,733.68	14,195,972.50	1,106,733.41	0.00	0.00
Repairs and Maintenance	5021300000	1,000,000.00	654,768.60	1,654,768.60	654,768.60	0.00	0.00	14,599.25	669,367.85	0.00	0.00	654,768.60	14,599.25	669,367.85	985,400.75	0.00	0.00
Repairs and Maintenance - Buildings and Other Structures	5021304000	1,000,000.00	654,768.60	1,654,768.60	654,768.60	0.00	0.00	14,599.25	669,367.85	0.00	0.00	654,768.60	14,599.25	669,367.85	985,400.75	0.00	0.00
Buildings	5021304001	1,000,000.00	654,768.60	1,654,768.60	654,768.60	0.00	0.00	14,599.25	669,367.85	0.00	0.00	654,768.60	14,599.25	669,367.85	985,400.75	0.00	0.00
Taxes, Insurance Premiums and Other Fees	5021500000	300,000.00	(214,743.39)	85,256.61	0.00	0.00	85,256.61	0.00	85,256.61	0.00	0.00	85,256.61	0.00	85,256.61	0.00	0.00	0.00
Expense	5021503000	300,000.00	(214,743.39)	85,256.61	0.00	0.00	85,256.61	0.00	85,256.61	0.00	0.00	85,256.61	0.00	85,256.61	0.00	0.00	0.00
Insurance Expense	5021503000	300,000.00	(214,743.39)	85,256.61	0.00	0.00	85,256.61	0.00	85,256.61	0.00	0.00	85,256.61	0.00	85,256.61	0.00	0.00	0.00
Other Maintenance and Operating Expenses	5029900000	27,303,000.00	26,719,620.63	54,022,620.63	2,261,358.73	1,357,064.40	2,086,096.94	10,154,045.89	15,858,565.96	485,741.41	830,068.90	4,271,459.76	10,271,295.89	15,858,565.96	38,164,054.67	0.00	0.00
Representation Expenses	5029903000	1,573,000.00	982,533.00	2,555,533.00	128,500.00	186,875.00	510,770.00	1,428,185.00	2,254,330.00	128,500.00	185,375.00	484,020.00	1,456,435.00	2,254,330.00	301,203.00	0.00	0.00
Representation Expenses	5029903000	1,573,000.00	982,533.00	2,555,533.00	128,500.00	186,875.00	510,770.00	1,428,185.00	2,254,330.00	128,500.00	185,375.00	484,020.00	1,456,435.00	2,254,330.00	301,203.00	0.00	0.00
Maintenance and Operating Expenses	5029999000	25,730,000.00	25,737,087.63	51,467,087.63	2,132,858.73	1,170,189.40	1,575,326.94	8,725,860.89	13,604,235.96	357,241.41	644,693.90	3,787,439.76	8,814,860.89	13,604,235.96	37,862,851.67	0.00	0.00
Maintenance and Operating Expenses	5029999099	25,730,000.00	25,737,087.63	51,467,087.63	2,132,858.73	1,170,189.40	1,575,326.94	8,725,860.89	13,604,235.96	357,241.41	644,693.90	3,787,439.76	8,814,860.89	13,604,235.96	37,862,851.67	0.00	0.00
Capital Outlays		18,000,000.00	5,049,162.84	23,049,162.84	619,772.84	2,451,994.10	0.00	2,941,609.51	6,013,376.45	120,046.25	2,951,720.69	0.00	2,941,609.51	6,013,376.45	17,035,786.39	0.00	0.00
Loans Outlay	5060200000	4,200,000.00	0.00	4,200,000.00	0.00	2,132,319.00	0.00	2,063,180.00	4,195,499.00	0.00	2,132,319.00	0.00	2,063,180.00	4,195,499.00	4,501.00	0.00	0.00
Loans Outlay - Others	5060299000	4,200,000.00	0.00	4,200,000.00	0.00	2,132,319.00	0.00	2,063,180.00	4,195,499.00	0.00	2,132,319.00	0.00	2,063,180.00	4,195,499.00	4,501.00	0.00	0.00


SUMMARY OF APPROVED BUDGET, UTILIZATIONS, DISBURSEMENTS AND BALANCES BY OBJECT OF EXPENDITURES
 (For Off-Budgetary Funds)
 As at the Quarter Ending December 31, 2022

Department :State Universities and Colleges (SUCs)
 Agency :Kalinga State University
 Operating Unit :<not applicable>
 Organization Code :08 019 0000000
 Funding Cluster :05 Internally Generated Funds


(e.g. UACS Fund Cluster: 05-Internally Generated Funds and 06-Business Related Funds)

Particulars	UACS CODE	Approved Budget			Utilizations					Disbursements					Balances		
		Approved Budgeted Revenue	Adjustments (Reductions, Modifications/ Augmentations)	Adjusted Budgeted Revenue	1st Quarter Ending March 31	2nd Quarter Ending June 30	3rd Quarter Ending Sept. 30	4th Quarter Ending Dec. 31	Total	1st Quarter Ending March 31	2nd Quarter Ending June 30	3rd Quarter Ending Sept. 30	4th Quarter Ending Dec. 31	Total	Unutilized Budget	Unpaid Utilizations	
																Due and Demandable	Not Yet Due and Demandable
1	2	3	4	5=[3+(-)4]	6	7	8	9	10=(6+7+8+9)	11	12	13	14	15=(11+12+13+14)	16=(5-10)	17	18
SUMMARY																	
A. AGENCY SPECIFIC BUDGET																	
Loans Outlay - Others	5060299000	4,200,000.00	0.00	4,200,000.00	0.00	2,132,319.00	0.00	2,063,180.00	4,195,499.00	0.00	2,132,319.00	0.00	2,063,180.00	4,195,499.00	4,501.00	0.00	0.00
Property, Plant and Equipment Outlay	5060400000	13,800,000.00	5,049,162.84	18,849,162.84	619,772.84	319,675.10	0.00	878,429.51	1,817,877.45	120,046.25	819,401.69	0.00	878,429.51	1,817,877.45	17,031,285.39	0.00	0.00
Land Improvements Outlay	5060402000	0.00	2,782,028.70	2,782,028.70	0.00	0.00	0.00	0.00	0.00	0.00	0.00	0.00	0.00	0.00	2,782,028.70	0.00	0.00
Other Land Improvements	5060402099	0.00	2,782,028.70	2,782,028.70	0.00	0.00	0.00	0.00	0.00	0.00	0.00	0.00	0.00	0.00	2,782,028.70	0.00	0.00
Buildings and Other Structures	5060404000	13,800,000.00	2,267,134.14	16,067,134.14	619,772.84	319,675.10	0.00	878,429.51	1,817,877.45	120,046.25	819,401.69	0.00	878,429.51	1,817,877.45	14,249,256.69	0.00	0.00
Buildings	5060404001	13,800,000.00	362,551.54	14,162,551.54	0.00	0.00	0.00	878,429.51	878,429.51	0.00	0.00	0.00	878,429.51	878,429.51	13,284,122.03	0.00	0.00
Other Structures	5060404099	0.00	1,904,582.60	1,904,582.60	619,772.84	319,675.10	0.00	0.00	939,447.94	120,046.25	819,401.69	0.00	0.00	939,447.94	965,134.66	0.00	0.00
GRAND TOTAL		66,000,000.00	33,955,904.81	99,955,904.81	5,210,151.80	7,367,153.98	6,125,965.74	22,751,918.27	41,455,189.79	1,804,061.67	7,561,108.07	9,164,273.78	22,925,746.27	41,455,189.79	58,500,715.02	0.00	0.00


Certified Correct:


ELSIE P. ANDRES
 Budget Officer
 Date: 1/29/23 6:25 PM


Certified Correct:


ARNOLD A. TANDING, CPA, MBA
 Accountant III
 Date: 1/29/23 6:25 PM

Recommending Approval:


DANILO T. BUEN, MBA
 Director, FMS
 Date: 1/29/23 6:27 PM

Approved By:


EDUARDO T. BAGTANG, CPA, DBM
 SUC President III
 Date: 1/29/23 6:31 PM

This report was generated using the Unified Reporting System on 30/01/2023 14:22 version.FAR2A.1.1 ; Status : SUBMITTED

SUMMARY OF APPROVED BUDGET, UTILIZATIONS, DISBURSEMENTS AND BALANCES BY OBJECT OF EXPENDITURES

(For Off-Budgetary Funds)

As at the Quarter Ending December 31, 2022

Department :State Universities and Colleges (SUCs)

Agency :Kalinga State University

Operating Unit :<not applicable>

Organization Code :08 019 0000000

Funding Cluster :06 Business Related Funds

(e.g. UACS Fund Cluster: 05-Internally Generated Funds and 06-Business Related Funds)

Particulars	UACS CODE	Approved Budget			Utilizations					Disbursements					Balances		
		Approved Budgeted Revenue	Adjustments (Reductions, Modifications/ Augmentations)	Adjusted Budgeted Revenue	1st Quarter Ending March 31	2nd Quarter Ending June 30	3rd Quarter Ending Sept. 30	4th Quarter Ending Dec. 31	Total	1st Quarter Ending March 31	2nd Quarter Ending June 30	3rd Quarter Ending Sept. 30	4th Quarter Ending Dec. 31	Total	Unutilized Budget	Unpaid Utilizations	
																Due and Demandable	Not Yet Due and Demandable
1	2	3	4	5=[3+(-)4]	6	7	8	9	10=(6+7+8+9)	11	12	13	14	15=(11+12+13+14)	16=(5-10)	17	18
SUMMARY																	
A. Agency Specific Budget																	
Maintenance and Other Operating Expenses		6,500,000.00	(3,399,501.67)	3,100,498.33	353,001.02	237,360.66	1,019,742.29	1,297,091.11	2,907,195.08	120,295.26	396,645.66	1,093,163.05	1,297,091.11	2,907,195.08	193,303.25	0.00	0.00
Supplies and Materials Expenses	5020300000	4,150,000.00	(2,270,205.87)	1,879,794.13	168,432.50	23,358.54	747,731.91	940,271.18	1,879,794.13	8,307.50	182,643.54	748,571.91	940,271.18	1,879,794.13	0.00	0.00	0.00
Office Supplies Expenses	5020301000	500,000.00	(226,946.24)	273,053.76	0.00	0.00	273,053.76	0.00	273,053.76	0.00	0.00	273,053.76	0.00	273,053.76	0.00	0.00	0.00
Office Supplies Expenses	5020301002	500,000.00	(226,946.24)	273,053.76	0.00	0.00	273,053.76	0.00	273,053.76	0.00	0.00	273,053.76	0.00	273,053.76	0.00	0.00	0.00
Fuel, Oil and Lubricants Expenses	5020309000	100,000.00	(17,202.61)	82,797.39	3,248.50	1,845.00	45,607.29	32,096.60	82,797.39	3,248.50	1,845.00	45,607.29	32,096.60	82,797.39	0.00	0.00	0.00
Fuel, Oil and Lubricants Expenses	5020309000	100,000.00	(17,202.61)	82,797.39	3,248.50	1,845.00	45,607.29	32,096.60	82,797.39	3,248.50	1,845.00	45,607.29	32,096.60	82,797.39	0.00	0.00	0.00
Other Supplies and Materials Expenses	5020399000	3,550,000.00	(2,026,057.02)	1,523,942.98	165,184.00	21,513.54	429,070.86	908,174.58	1,523,942.98	5,059.00	180,798.54	429,910.86	908,174.58	1,523,942.98	0.00	0.00	0.00
Other Supplies and Materials Expenses	5020399000	3,550,000.00	(2,026,057.02)	1,523,942.98	165,184.00	21,513.54	429,070.86	908,174.58	1,523,942.98	5,059.00	180,798.54	429,910.86	908,174.58	1,523,942.98	0.00	0.00	0.00
Utility Expenses	5020400000	250,000.00	(250,000.00)	0.00	0.00	0.00	0.00	0.00	0.00	0.00	0.00	0.00	0.00	0.00	0.00	0.00	0.00
Electricity Expenses	5020402000	250,000.00	(250,000.00)	0.00	0.00	0.00	0.00	0.00	0.00	0.00	0.00	0.00	0.00	0.00	0.00	0.00	0.00
Electricity Expenses	5020402000	250,000.00	(250,000.00)	0.00	0.00	0.00	0.00	0.00	0.00	0.00	0.00	0.00	0.00	0.00	0.00	0.00	0.00
Professional Services	5021100000	250,000.00	(250,000.00)	0.00	0.00	0.00	0.00	0.00	0.00	0.00	0.00	0.00	0.00	0.00	0.00	0.00	0.00
Other Professional Services	5021199000	250,000.00	(250,000.00)	0.00	0.00	0.00	0.00	0.00	0.00	0.00	0.00	0.00	0.00	0.00	0.00	0.00	0.00
Other Professional Services	5021199000	250,000.00	(250,000.00)	0.00	0.00	0.00	0.00	0.00	0.00	0.00	0.00	0.00	0.00	0.00	0.00	0.00	0.00
General Services	5021200000	924,000.00	0.00	924,000.00	111,987.76	211,002.12	228,406.14	179,300.73	730,696.75	111,987.76	211,002.12	228,406.14	179,300.73	730,696.75	193,303.25	0.00	0.00
Other General Services	5021299000	924,000.00	0.00	924,000.00	111,987.76	211,002.12	228,406.14	179,300.73	730,696.75	111,987.76	211,002.12	228,406.14	179,300.73	730,696.75	193,303.25	0.00	0.00
Other General Services	5021299099	924,000.00	0.00	924,000.00	111,987.76	211,002.12	228,406.14	179,300.73	730,696.75	111,987.76	211,002.12	228,406.14	179,300.73	730,696.75	193,303.25	0.00	0.00

SUMMARY OF APPROVED BUDGET, UTILIZATIONS, DISBURSEMENTS AND BALANCES BY OBJECT OF EXPENDITURES

(For Off-Budgetary Funds)

As at the Quarter Ending December 31, 2022

Department :State Universities and Colleges (SUCs)
 Agency :Kalinga State University
 Operating Unit :<not applicable>
 Organization Code :08 019 0000000
 Funding Cluster :06 Business Related Funds

(e.g. UACS Fund Cluster: 05-Internally Generated Funds and 06-Business Related Funds)

Particulars	UACS CODE	Approved Budget			Utilizations					Disbursements					Balances		
		Approved Budgeted Revenue	Adjustments (Reductions, Modifications/ Augmentations)	Adjusted Budgeted Revenue	1st Quarter Ending March 31	2nd Quarter Ending June 30	3rd Quarter Ending Sept. 30	4th Quarter Ending Dec. 31	Total	1st Quarter Ending March 31	2nd Quarter Ending June 30	3rd Quarter Ending Sept. 30	4th Quarter Ending Dec. 31	Total	Unutilized Budget	Unpaid Utilizations	
																Due and Demandable	Not Yet Due and Demandable
1	2	3	4	5=[3+(-)4]	6	7	8	9	10=(6+7+8+9)	11	12	13	14	15=(11+12+13+14)	16=(5-10)	17	18
SUMMARY																	
A. Agency Specific Budget																	
Repairs and Maintenance	5021300000	350,000.00	(239,425.00)	110,575.00	72,580.76	0.00	37,994.24	0.00	110,575.00	0.00	0.00	110,575.00	0.00	110,575.00	0.00	0.00	0.00
Repairs and Maintenance - Buildings and Other Structures	5021304000	200,000.00	(200,000.00)	0.00	0.00	0.00	0.00	0.00	0.00	0.00	0.00	0.00	0.00	0.00	0.00	0.00	0.00
Buildings	5021304001	200,000.00	(200,000.00)	0.00	0.00	0.00	0.00	0.00	0.00	0.00	0.00	0.00	0.00	0.00	0.00	0.00	0.00
Repairs and Maintenance - Machinery and Equipment	5021305000	150,000.00	(39,425.00)	110,575.00	72,580.76	0.00	37,994.24	0.00	110,575.00	0.00	0.00	110,575.00	0.00	110,575.00	0.00	0.00	0.00
Machinery and Equipment	5021305099	150,000.00	(39,425.00)	110,575.00	72,580.76	0.00	37,994.24	0.00	110,575.00	0.00	0.00	110,575.00	0.00	110,575.00	0.00	0.00	0.00
Labor and Wages	5021600000	176,000.00	(38,470.80)	137,529.20	0.00	0.00	0.00	137,529.20	137,529.20	0.00	0.00	0.00	137,529.20	137,529.20	0.00	0.00	0.00
Labor and Wages	5021601000	176,000.00	(38,470.80)	137,529.20	0.00	0.00	0.00	137,529.20	137,529.20	0.00	0.00	0.00	137,529.20	137,529.20	0.00	0.00	0.00
Wages	5021601000	176,000.00	(38,470.80)	137,529.20	0.00	0.00	0.00	137,529.20	137,529.20	0.00	0.00	0.00	137,529.20	137,529.20	0.00	0.00	0.00
Other Maintenance and Operating Expenses	5029900000	400,000.00	(351,400.00)	48,600.00	0.00	3,000.00	5,610.00	39,990.00	48,600.00	0.00	3,000.00	5,610.00	39,990.00	48,600.00	0.00	0.00	0.00
Maintenance and Operating Expenses	5029999000	400,000.00	(351,400.00)	48,600.00	0.00	3,000.00	5,610.00	39,990.00	48,600.00	0.00	3,000.00	5,610.00	39,990.00	48,600.00	0.00	0.00	0.00
Other Maintenance and Operating Expenses	5029999099	400,000.00	(351,400.00)	48,600.00	0.00	3,000.00	5,610.00	39,990.00	48,600.00	0.00	3,000.00	5,610.00	39,990.00	48,600.00	0.00	0.00	0.00
Capital Outlays		2,000,000.00	309,077.15	2,309,077.15	200,000.00	37,450.00	397,800.00	0.00	635,250.00	200,000.00	0.00	435,250.00	0.00	635,250.00	1,673,827.15	0.00	0.00
Property, Plant and Equipment Outlay	5060400000	2,000,000.00	309,077.15	2,309,077.15	200,000.00	37,450.00	397,800.00	0.00	635,250.00	200,000.00	0.00	435,250.00	0.00	635,250.00	1,673,827.15	0.00	0.00
Land Improvements Outlay	5060402000	1,000,000.00	0.00	1,000,000.00	0.00	0.00	0.00	0.00	0.00	0.00	0.00	0.00	0.00	0.00	1,000,000.00	0.00	0.00
Other Land Improvements	5060402099	1,000,000.00	0.00	1,000,000.00	0.00	0.00	0.00	0.00	0.00	0.00	0.00	0.00	0.00	0.00	1,000,000.00	0.00	0.00
Buildings and Other Structures	5060404000	0.00	200,000.00	200,000.00	200,000.00	0.00	0.00	0.00	200,000.00	200,000.00	0.00	0.00	0.00	200,000.00	0.00	0.00	0.00
Structures	5060404099	0.00	200,000.00	200,000.00	200,000.00	0.00	0.00	0.00	200,000.00	200,000.00	0.00	0.00	0.00	200,000.00	0.00	0.00	0.00


SUMMARY OF APPROVED BUDGET, UTILIZATIONS, DISBURSEMENTS AND BALANCES BY OBJECT OF EXPENDITURES

(For Off-Budgetary Funds)
As at the Quarter Ending December 31, 2022


Department :State Universities and Colleges (SUCs)
Agency :Kalinga State University
Operating Unit :<not applicable>
Organization Code :08 019 0000000
Funding Cluster :06 Business Related Funds
(e.g. UACS Fund Cluster: 05-Internally Generated Funds and 06-Business Related Funds)

Particulars	UACS CODE	Approved Budget			Utilizations					Disbursements					Balances			
		Approved Budgeted Revenue	Adjustments (Reductions, Modifications/ Augmentations)	Adjusted Budgeted Revenue	1st Quarter Ending March 31	2nd Quarter Ending June 30	3rd Quarter Ending Sept. 30	4th Quarter Ending Dec. 31	Total	1st Quarter Ending March 31	2nd Quarter Ending June 30	3rd Quarter Ending Sept. 30	4th Quarter Ending Dec. 31	Total	Unutilized Budget	Unpaid Utilizations		
																Due and Demandable	Not Yet Due and Demandable	
1	2	3	4	5=[3+(-)4]	6	7	8	9	10=(6+7+8+9)	11	12	13	14	15=(11+12+13+14)	16=(5-10)	17	18	
SUMMARY																		
A. Agency Specific Budget																		
Other Property, Plant and Equipment Outlay	5060409000	550,000.00	109,077.15	659,077.15	0.00	37,450.00	397,800.00	0.00	435,250.00	0.00	0.00	435,250.00	0.00	435,250.00	223,827.15	0.00	0.00	
Other Property, Plant and Equipment	5060409099	550,000.00	109,077.15	659,077.15	0.00	37,450.00	397,800.00	0.00	435,250.00	0.00	0.00	435,250.00	0.00	435,250.00	223,827.15	0.00	0.00	
Bearer Biological Assets Outlay	5060501000	450,000.00	0.00	450,000.00	0.00	0.00	0.00	0.00	0.00	0.00	0.00	0.00	0.00	0.00	450,000.00	0.00	0.00	
Biological Assets	5060501099	450,000.00	0.00	450,000.00	0.00	0.00	0.00	0.00	0.00	0.00	0.00	0.00	0.00	0.00	450,000.00	0.00	0.00	
GRAND TOTAL		8,500,000.00	(3,090,424.52)	5,409,575.48	553,001.02	274,810.66	1,417,542.29	1,297,091.11	3,542,445.08	320,295.26	396,645.66	1,528,413.05	1,297,091.11	3,542,445.08	1,867,130.40	0.00	0.00	


Certified Correct:


ELSIE P. ANDRES
Budget Officer
Date: 1/29/23 6:25 PM

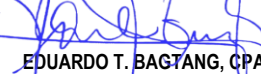
Certified Correct:


ARNOLD A. TANDING, CPA, MBA
Accountant III
Date: 1/29/23 6:25 PM

Recommending Approval:


DANILO T. BUEN, MBA
Director, FMS
Date: 1/29/23 6:27 PM

Approved By:


EDUARDO T. BAGTANG, CPA, DBM
SUC President III
Date: 1/29/23 6:31 PM

This report was generated using the Unified Reporting System on 30/01/2023 14:12 version.FAR2A.1.1 ; Status : SUBMITTED

AGING OF UNPAID OBLIGATION
As at December 31, 2022

Department: State Universities and Colleges (SUCs)
 Agency: Kalinga State University
 Operating Unit: N/A
 Organization Code (UACS): 08 019 0000000

Name of Creditors	Obligation Request and Status			AGING OF UNPAID OBLIGATION							
	Number	Date	Amount	Amount	90 days & below	91 to 180 days	181 to 270 days	271 to 365/366 days	More than 1 year but less than 2 years	More than 2 years	Remarks
1	2	3	4	5=(6+7+8+9+10+11)	6	7	8	9	10	11	12
A. Due and Demandable Obligation (Accounts Payable)*			186,680,076.45	186,680,076.45	324,108.19	0.00	7,272.00	9,343,038.17	41,264,812.96	135,740,845.13	
A. 1 Current Year's Appropriations			331,380.19	331,380.19	324,108.19	0.00	7,272.00	0.00	0.00	0.00	
Personnel Services			2,457.00	2,457.00	0.00	0.00	2,457.00	0.00	0.00	0.00	
AIA PHILIPPINES	01-01101101-2022-05-00617	2022-05-16	736.00	736.00	0.00	0.00	736.00	0.00	0.00	0.00	
AIA PHILIPPINES	01-01101101-2022-05-00618	2022-05-16	1,721.00	1,721.00	0.00	0.00	1,721.00	0.00	0.00	0.00	
Maintenance and Other Operating Expenses			315,071.00	315,071.00	310,256.00	0.00	4,815.00	0.00	0.00	0.00	
ATIPSE MARKETING & GENERAL MDSE	02-01101101-2022-12-02710	2022-12-27	11,592.00	11,592.00	11,592.00	0.00	0.00	0.00	0.00	0.00	
ATIPSE MARKETING & GENERAL MDSE	02-01101101-2022-12-02816	2022-12-29	2,320.00	2,320.00	2,320.00	0.00	0.00	0.00	0.00	0.00	
ATIPSE MARKETING & GENERAL MDSE	02-01101101-2022-12-02824	2022-12-29	10,169.00	10,169.00	10,169.00	0.00	0.00	0.00	0.00	0.00	
ATIPSE MARKETING & GENERAL MDSE	02-01101101-2022-12-02860	2022-12-29	4,600.00	4,600.00	4,600.00	0.00	0.00	0.00	0.00	0.00	
ATIPSE MARKETING & GENERAL MDSE	02-01101101-2022-12-02877	2022-12-29	10,000.00	10,000.00	10,000.00	0.00	0.00	0.00	0.00	0.00	
ATIPSE MARKETING & GENERAL MDSE	02-01101101-2022-12-02878	2022-12-29	2,880.00	2,880.00	2,880.00	0.00	0.00	0.00	0.00	0.00	
BIDES MARKETING	02-01101101-2022-12-02731	2022-12-27	8,857.00	8,857.00	8,857.00	0.00	0.00	0.00	0.00	0.00	
BIDES MARKETING	02-01101101-2022-12-02799	2022-12-29	2,060.00	2,060.00	2,060.00	0.00	0.00	0.00	0.00	0.00	
BIDES MARKETING	02-01101101-2022-12-02815	2022-12-29	2,730.00	2,730.00	2,730.00	0.00	0.00	0.00	0.00	0.00	
BIDES MARKETING	02-01101101-2022-12-02821	2022-12-29	3,395.00	3,395.00	3,395.00	0.00	0.00	0.00	0.00	0.00	
BIDES MARKETING	02-01101101-2022-12-02863	2022-12-29	625.00	625.00	625.00	0.00	0.00	0.00	0.00	0.00	
BIDES MARKETING	02-01101101-2022-12-02865	2022-12-29	2,984.00	2,984.00	2,984.00	0.00	0.00	0.00	0.00	0.00	
BIDES MARKETING	02-01101101-2022-12-02866	2022-12-29	2,990.00	2,990.00	2,990.00	0.00	0.00	0.00	0.00	0.00	
BONGDOEN HARDWARE	02-01101101-2022-12-02817	2022-12-29	1,400.00	1,400.00	1,400.00	0.00	0.00	0.00	0.00	0.00	
BONGDOEN HARDWARE	02-01101101-2022-12-02820	2022-12-29	1,515.00	1,515.00	1,515.00	0.00	0.00	0.00	0.00	0.00	
DON JACKSON PAINT CENTER	02-01101101-2022-12-02873	2022-12-29	6,455.00	6,455.00	6,455.00	0.00	0.00	0.00	0.00	0.00	
DON JACKSON PAINT CENTER & GENERAL MDSE	02-01101101-2022-12-02819	2022-12-29	3,150.00	3,150.00	3,150.00	0.00	0.00	0.00	0.00	0.00	
DON JACKSON PAINT CENTER & GENERAL MDSE	02-01101101-2022-12-02858	2022-12-29	1,620.00	1,620.00	1,620.00	0.00	0.00	0.00	0.00	0.00	
DONSAN'S WEAVING	02-01101101-2022-12-02800	2022-12-29	2,750.00	2,750.00	2,750.00	0.00	0.00	0.00	0.00	0.00	
DONSAN'S WEAVING	02-01101101-2022-12-02831	2022-12-29	1,200.00	1,200.00	1,200.00	0.00	0.00	0.00	0.00	0.00	
DONSAN'S WEAVING	02-01101101-2022-12-02834	2022-12-29	4,600.00	4,600.00	4,600.00	0.00	0.00	0.00	0.00	0.00	
DONSAN'S WEAVING	02-01101101-2022-12-02835	2022-12-29	4,500.00	4,500.00	4,500.00	0.00	0.00	0.00	0.00	0.00	
DONSAN'S WEAVING/ALICE DIKI	02-01101101-2022-12-02813	2022-12-29	30,000.00	30,000.00	30,000.00	0.00	0.00	0.00	0.00	0.00	

AGING OF UNPAID OBLIGATION
As at December 31, 2022

Department: State Universities and Colleges (SUCs)
 Agency: Kalinga State University
 Operating Unit: N/A
 Organization Code (UACS): 08 019 0000000

Name of Creditors	Obligation Request and Status			AGING OF UNPAID OBLIGATION							
	Number	Date	Amount	Amount	90 days & below	91 to 180 days	181 to 270 days	271 to 365/366 days	More than 1 year but less than 2 years	More than 2 years	Remarks
1	2	3	4	5=(6+7+8+9+10+11)	6	7	8	9	10	11	12
EMELIA'S KITCHENETTE	02-01101101-2022-10-01814	2022-10-04	7,000.00	7,000.00	7,000.00	0.00	0.00	0.00	0.00	0.00	
EMELIA'S KITCHENETTE	02-01101101-2022-12-02797	2022-12-29	31,000.00	31,000.00	31,000.00	0.00	0.00	0.00	0.00	0.00	
EMELIA'S KITCHENETTE	02-01101101-2022-12-02814	2022-12-29	36,500.00	36,500.00	36,500.00	0.00	0.00	0.00	0.00	0.00	
KALINGA PRINTING PRESS & GENERAL MERCHANDISE	02-01101101-2022-12-02829	2022-12-29	2,600.00	2,600.00	2,600.00	0.00	0.00	0.00	0.00	0.00	
KALINGA PRINTING PRESS & GENERAL MERCHANDISE	02-01101101-2022-12-02830	2022-12-29	1,670.00	1,670.00	1,670.00	0.00	0.00	0.00	0.00	0.00	
KALINGA PRINTING PRESS & GENERAL MERCHANDISE	02-01101101-2022-12-02839	2022-12-29	3,680.00	3,680.00	3,680.00	0.00	0.00	0.00	0.00	0.00	
KALINGA PRINTING PRESS & GENERAL MERCHANDISE	02-01101101-2022-12-02867	2022-12-29	1,950.00	1,950.00	1,950.00	0.00	0.00	0.00	0.00	0.00	
LAS VEGAS HOTEL & RESTAURANT	02-01101101-2022-12-02876	2022-12-29	9,600.00	9,600.00	9,600.00	0.00	0.00	0.00	0.00	0.00	
M HOTEL TABUK INC.	02-01101101-2022-06-00957	2022-06-27	4,815.00	4,815.00	0.00	0.00	4,815.00	0.00	0.00	0.00	
MJM PRINTING PRESS & GEN. MDSE	02-01101101-2022-12-02740	2022-12-27	4,265.00	4,265.00	4,265.00	0.00	0.00	0.00	0.00	0.00	
MJM PRINTING PRESS & GEN. MDSE	02-01101101-2022-12-02822	2022-12-29	1,350.00	1,350.00	1,350.00	0.00	0.00	0.00	0.00	0.00	
MJM PRINTING PRESS & GEN. MDSE	02-01101101-2022-12-02825	2022-12-29	324.00	324.00	324.00	0.00	0.00	0.00	0.00	0.00	
MV ARTS & SIGNS	02-01101101-2022-12-02801	2022-12-29	800.00	800.00	800.00	0.00	0.00	0.00	0.00	0.00	
MV ARTS & SIGNS	02-01101101-2022-12-02802	2022-12-29	1,200.00	1,200.00	1,200.00	0.00	0.00	0.00	0.00	0.00	
MV ARTS & SIGNS	02-01101101-2022-12-02803	2022-12-29	1,500.00	1,500.00	1,500.00	0.00	0.00	0.00	0.00	0.00	
MV ARTS & SIGNS	02-01101101-2022-12-02804	2022-12-29	500.00	500.00	500.00	0.00	0.00	0.00	0.00	0.00	
MV ARTS & SIGNS	02-01101101-2022-12-02805	2022-12-29	1,750.00	1,750.00	1,750.00	0.00	0.00	0.00	0.00	0.00	
MV ARTS & SIGNS	02-01101101-2022-12-02806	2022-12-29	640.00	640.00	640.00	0.00	0.00	0.00	0.00	0.00	
MV ARTS & SIGNS	02-01101101-2022-12-02807	2022-12-29	800.00	800.00	800.00	0.00	0.00	0.00	0.00	0.00	
MV ARTS & SIGNS	02-01101101-2022-12-02808	2022-12-29	1,200.00	1,200.00	1,200.00	0.00	0.00	0.00	0.00	0.00	
MV ARTS & SIGNS	02-01101101-2022-12-02809	2022-12-29	11,700.00	11,700.00	11,700.00	0.00	0.00	0.00	0.00	0.00	
MV ARTS & SIGNS	02-01101101-2022-12-02810	2022-12-29	600.00	600.00	600.00	0.00	0.00	0.00	0.00	0.00	
MV ARTS & SIGNS	02-01101101-2022-12-02848	2022-12-29	1,750.00	1,750.00	1,750.00	0.00	0.00	0.00	0.00	0.00	
MV ARTS & SIGNS	02-01101101-2022-12-02851	2022-12-29	300.00	300.00	300.00	0.00	0.00	0.00	0.00	0.00	
PRAJ PASALUBONG CENTER & GEN. MDSE.	02-01101101-2022-12-02752	2022-12-27	380.00	380.00	380.00	0.00	0.00	0.00	0.00	0.00	
PRAJ PASALUBONG CENTER & GEN. MDSE.	02-01101101-2022-12-02793	2022-12-29	5,880.00	5,880.00	5,880.00	0.00	0.00	0.00	0.00	0.00	

AGING OF UNPAID OBLIGATION
As at December 31, 2022

Department: State Universities and Colleges (SUCs)
 Agency: Kalinga State University
 Operating Unit: N/A
 Organization Code (UACS): 08 019 0000000

Name of Creditors	Obligation Request and Status			AGING OF UNPAID OBLIGATION							
	Number	Date	Amount	Amount	90 days & below	91 to 180 days	181 to 270 days	271 to 365/366 days	More than 1 year but less than 2 years	More than 2 years	Remarks
1	2	3	4	5=(6+7+8+9+10+11)	6	7	8	9	10	11	12
PRAJ PASALUBONG CENTER & GEN. MDSE.	02-01101101-2022-12-02794	2022-12-29	1,200.00	1,200.00	1,200.00	0.00	0.00	0.00	0.00	0.00	
PRAJ PASALUBONG CENTER & GEN. MDSE.	02-01101101-2022-12-02798	2022-12-29	400.00	400.00	400.00	0.00	0.00	0.00	0.00	0.00	
PRAJ PASALUBONG CENTER & GEN. MDSE.	02-01101101-2022-12-02832	2022-12-29	350.00	350.00	350.00	0.00	0.00	0.00	0.00	0.00	
PRAJ PASALUBONG CENTER & GEN. MDSE.	02-01101101-2022-12-02842	2022-12-29	10,820.00	10,820.00	10,820.00	0.00	0.00	0.00	0.00	0.00	
PRAJ PASALUBONG CENTER & GEN. MDSE.	02-01101101-2022-12-02844	2022-12-29	3,170.00	3,170.00	3,170.00	0.00	0.00	0.00	0.00	0.00	
PRAJ PASALUBONG CENTER & GEN. MDSE.	02-01101101-2022-12-02850	2022-12-29	760.00	760.00	760.00	0.00	0.00	0.00	0.00	0.00	
PRAJ PASALUBONG CENTER & GEN. MDSE.	02-01101101-2022-12-02855	2022-12-29	1,850.00	1,850.00	1,850.00	0.00	0.00	0.00	0.00	0.00	
SHAMIR DA LIM'S HARDWARE CORP.	02-01101101-2022-12-02711	2022-12-27	13,255.00	13,255.00	13,255.00	0.00	0.00	0.00	0.00	0.00	
SHAMIR DA LIM'S HARDWARE CORP.	02-01101101-2022-12-02732	2022-12-27	1,470.00	1,470.00	1,470.00	0.00	0.00	0.00	0.00	0.00	
SHAMIR DA LIM'S HARDWARE CORP.	02-01101101-2022-12-02823	2022-12-29	13,050.00	13,050.00	13,050.00	0.00	0.00	0.00	0.00	0.00	
SOLOMON B. LAO-ATEN	02-01101101-2022-11-02464	2022-11-29	6,750.00	6,750.00	6,750.00	0.00	0.00	0.00	0.00	0.00	
VALENCIA AGRICULTURAL SUPPLY	02-01101101-2022-12-02840	2022-12-29	5,850.00	5,850.00	5,850.00	0.00	0.00	0.00	0.00	0.00	
Capital Outlays			13,852.19	13,852.19	13,852.19	0.00	0.00	0.00	0.00	0.00	0.00
KALINA PROVINCIAL TREASURY OFFIC	06-01101101-2022-12-02638	2022-12-15	13,852.19	13,852.19	13,852.19	0.00	0.00	0.00	0.00	0.00	
Sub-total			331,380.19	331,380.19	324,108.19	0.00	7,272.00	0.00	0.00	0.00	0.00
A.2 Prior Years' Appropriations			186,348,696.26	186,348,696.26	0.00	0.00	0.00	9,343,038.17	41,264,812.96	135,740,845.13	
Personnel Services			1,517,261.60	1,517,261.60	0.00	0.00	0.00	0.00	114,352.38	1,402,909.22	
ALLAN M. EBALLAR	01-01101101-2021-05-00743	2021-05-20	5,740.70	5,740.70	0.00	0.00	0.00	0.00	5,740.70	0.00	
BIBAK MPC	01-01101101-2021-12-01915	2021-12-15	40,289.00	40,289.00	0.00	0.00	0.00	0.00	40,289.00	0.00	
BIBAK MPC	01-01101101-2021-12-01916	2021-12-15	53,238.00	53,238.00	0.00	0.00	0.00	0.00	53,238.00	0.00	
BRENT B. MARTINEZ	01-01101101-2018-10-02329	2018-10-12	1,845.12	1,845.12	0.00	0.00	0.00	0.00	0.00	1,845.12	
BRIAN P. BUSLIG	01-01101101-2020-12-01714	2020-12-22	5,147.52	5,147.52	0.00	0.00	0.00	0.00	0.00	5,147.52	
CAMERON P. ODSEY	01-01101101-2018-08-01610	2018-08-06	2,000.00	2,000.00	0.00	0.00	0.00	0.00	0.00	2,000.00	
CEFERINO CALSIYAO	01-01101101-2018-06-01178	2018-06-08	1,800.00	1,800.00	0.00	0.00	0.00	0.00	0.00	1,800.00	
CESARIA D. MENDOZA	01-01101101-2018-10-02312	2018-10-11	172.62	172.62	0.00	0.00	0.00	0.00	0.00	172.62	

AGING OF UNPAID OBLIGATION
As at December 31, 2022

Department: State Universities and Colleges (SUCs)
 Agency: Kalinga State University
 Operating Unit: N/A
 Organization Code (UACS): 08 019 0000000

Name of Creditors	Obligation Request and Status			AGING OF UNPAID OBLIGATION							
	Number	Date	Amount	Amount	90 days & below	91 to 180 days	181 to 270 days	271 to 365/366 days	More than 1 year but less than 2 years	More than 2 years	Remarks
1	2	3	4	5=(6+7+8+9+10+11)	6	7	8	9	10	11	12
CYNTHIA C. DAWEY	01-01101101-2018-12-03381	2018-12-28	1,000.00	1,000.00	0.00	0.00	0.00	0.00	0.00	1,000.00	
EDGAR M. NAGANAG	01-01101101-2018-12-03272	2018-12-18	31,485.56	31,485.56	0.00	0.00	0.00	0.00	0.00	31,485.56	
EFRAIM B. ORODIO	01-01101101-2018-08-01606	2018-08-06	2,500.00	2,500.00	0.00	0.00	0.00	0.00	0.00	2,500.00	
GOVERNMENT SERVICE INSURANCE SYSTEM	01-01101101-2017-12-02446	2017-12-15	513,927.90	513,927.90	0.00	0.00	0.00	0.00	0.00	513,927.90	
GOVERNMENT SERVICE INSURANCE SYSTEM	01-01101101-2018-04-00813	2018-04-30	951.40	951.40	0.00	0.00	0.00	0.00	0.00	951.40	
GOVERNMENT SERVICE INSURANCE SYSTEM	01-01101101-2018-05-00870	2018-05-07	1,993.41	1,993.41	0.00	0.00	0.00	0.00	0.00	1,993.41	
GOVERNMENT SERVICE INSURANCE SYSTEM	01-01101101-2018-05-00960	2018-05-10	1,993.41	1,993.41	0.00	0.00	0.00	0.00	0.00	1,993.41	
GOVERNMENT SERVICE INSURANCE SYSTEM	01-01101101-2018-06-01197	2018-06-11	1,993.41	1,993.41	0.00	0.00	0.00	0.00	0.00	1,993.41	
GOVERNMENT SERVICE INSURANCE SYSTEM	01-01101101-2018-06-01198	2018-06-11	1,993.41	1,993.41	0.00	0.00	0.00	0.00	0.00	1,993.41	
GOVERNMENT SERVICE INSURANCE SYSTEM	01-01101101-2018-08-01858	2018-08-24	2,159.70	2,159.70	0.00	0.00	0.00	0.00	0.00	2,159.70	
GOVERNMENT SERVICE INSURANCE SYSTEM	01-01101101-2018-09-02137	2018-09-26	3,986.82	3,986.82	0.00	0.00	0.00	0.00	0.00	3,986.82	
GOVERNMENT SERVICE INSURANCE SYSTEM	01-01101101-2018-12-03391	2018-12-28	700.00	700.00	0.00	0.00	0.00	0.00	0.00	700.00	
GOVERNMENT SERVICE INSURANCE SYSTEM	01-01101101-2020-12-01707	2023-12-22	23.36	23.36	0.00	0.00	0.00	0.00	0.00	23.36	
GOVERNMENT SERVICE INSURANCE SYSTEM	01-01101101-2020-12-01759	2020-12-23	3,012.89	3,012.89	0.00	0.00	0.00	0.00	0.00	3,012.89	
GOVERNMENT SERVICE INSURANCE SYSTEM	01-01101101-2020-12-01760	2020-12-23	2,204.55	2,204.55	0.00	0.00	0.00	0.00	0.00	2,204.55	
GOVERNMENT SERVICE INSURANCE SYSTEM	01-01101101-2020-12-01761	2020-12-23	2,204.55	2,204.55	0.00	0.00	0.00	0.00	0.00	2,204.55	
GOVERNMENT SERVICE INSURANCE SYSTEM	01-01101101-2020-12-01789	2020-12-23	400.00	400.00	0.00	0.00	0.00	0.00	0.00	400.00	

AGING OF UNPAID OBLIGATION
As at December 31, 2022

Department: State Universities and Colleges (SUCs)
 Agency: Kalinga State University
 Operating Unit: N/A
 Organization Code (UACS): 08 019 0000000

Name of Creditors	Obligation Request and Status			AGING OF UNPAID OBLIGATION							
	Number	Date	Amount	Amount	90 days & below	91 to 180 days	181 to 270 days	271 to 365/366 days	More than 1 year but less than 2 years	More than 2 years	Remarks
1	2	3	4	5=(6+7+8+9+10+11)	6	7	8	9	10	11	12
GOVERNMENT SERVICE INSURANCE SYSTEM	01-01104102-2017-12-02738	2017-12-29	763,377.72	763,377.72	0.00	0.00	0.00	0.00	0.00	763,377.72	
GOVERNMENT SERVICE INSURANCE SYSTEM	01-01104102-2018-12-03385	2018-12-28	2,028.86	2,028.86	0.00	0.00	0.00	0.00	0.00	2,028.86	
GOVERNMENT SERVICE INSURANCE SYSTEM	01-01104102-2018-12-03390	2018-12-28	17,404.83	17,404.83	0.00	0.00	0.00	0.00	0.00	17,404.83	
GOVERNMENT SERVICE INSURANCE SYSTEM	01-01104102-2018-12-03391	2018-12-28	700.00	700.00	0.00	0.00	0.00	0.00	0.00	700.00	
GUIA PEARL B. BUGAYONG	01-01101101-2018-08-01696	2018-08-08	12,658.75	12,658.75	0.00	0.00	0.00	0.00	0.00	12,658.75	
HOME DEVELOPMENT MUTUAL FUND	01-01101101-2018-12-03226	2018-12-12	200.00	200.00	0.00	0.00	0.00	0.00	0.00	200.00	
HOME DEVELOPMENT MUTUAL FUND	01-01101101-2021-12-01915	2021-12-15	5,000.00	5,000.00	0.00	0.00	0.00	0.00	5,000.00	0.00	
HOME DEVELOPMENT MUTUAL FUND	01-01104102-2018-12-03392	2018-12-28	500.00	500.00	0.00	0.00	0.00	0.00	0.00	500.00	
JOHNSTON M. AYANG-ANG	01-01101101-2018-12-03272	2018-12-18	10,704.03	10,704.03	0.00	0.00	0.00	0.00	0.00	10,704.03	
JONA APRIL ACOSTA	01-01101101-2018-12-03382	2018-12-28	1,000.00	1,000.00	0.00	0.00	0.00	0.00	0.00	1,000.00	
KRYSTAL GAIL B. DACIO	01-01101101-2018-12-03383	2018-12-28	1,000.00	1,000.00	0.00	0.00	0.00	0.00	0.00	1,000.00	
MARY FAYNE T. ALIGAO	01-01101101-2018-12-03271	2018-12-18	2,500.00	2,500.00	0.00	0.00	0.00	0.00	0.00	2,500.00	
MENZIE O. KUENGAN	01-01101101-2018-12-03380	2018-12-28	2,000.00	2,000.00	0.00	0.00	0.00	0.00	0.00	2,000.00	
PHILIPPINE HEALTH INSURANCE CORPORATION	01-01101101-2020-11-01413	2020-11-19	1,469.72	1,469.72	0.00	0.00	0.00	0.00	0.00	1,469.72	
PHILIPPINE HEALTH INSURANCE CORPORATION	01-01101101-2020-12-01485	2020-12-02	1,469.68	1,469.68	0.00	0.00	0.00	0.00	0.00	1,469.68	
RUBY ORANGE B. AGYAO	01-01101101-2021-12-01930	2021-12-16	10,084.68	10,084.68	0.00	0.00	0.00	0.00	10,084.68	0.00	
SHERBOURNE CALSIYAO	01-01101101-2018-06-01312	2018-06-13	2,400.00	2,400.00	0.00	0.00	0.00	0.00	0.00	2,400.00	
Maintenance and Other Operating Expenses			23,134,016.61	23,134,016.61	0.00	0.00	0.00	8,679,324.52	5,209,444.41	9,245,247.68	
ABANA COMPUTER SERVICES & GEN MDSE	02-01101101-2020-11-01381	2020-11-11	15,000.00	15,000.00	0.00	0.00	0.00	0.00	0.00	15,000.00	
ABELLA, LORRAINE L.	02-01101101-2017-12-02736	2017-12-29	4,440.00	4,440.00	0.00	0.00	0.00	0.00	0.00	4,440.00	
ABIGAIL B. QUIMOSING	02-01101101-2018-12-02927	2018-12-03	1,220.00	1,220.00	0.00	0.00	0.00	0.00	0.00	1,220.00	

AGING OF UNPAID OBLIGATION
As at December 31, 2022

Department: State Universities and Colleges (SUCs)
 Agency: Kalinga State University
 Operating Unit: N/A
 Organization Code (UACS): 08 019 0000000

Name of Creditors	Obligation Request and Status			AGING OF UNPAID OBLIGATION							
	Number	Date	Amount	Amount	90 days & below	91 to 180 days	181 to 270 days	271 to 365/366 days	More than 1 year but less than 2 years	More than 2 years	Remarks
1	2	3	4	5=(6+7+8+9+10+11)	6	7	8	9	10	11	12
ADDAWE, MAEGAN A.	02-01101101-2017-12-02736	2017-12-29	6,180.00	6,180.00	0.00	0.00	0.00	0.00	0.00	6,180.00	
ADEB'S CONSTRUCTION	02-01101101-2020-12-01838	2020-12-29	305,985.04	305,985.04	0.00	0.00	0.00	0.00	0.00	305,985.04	
AGGABAO, MAYBELLE C.	02-01101101-2020-12-01839	2020-12-29	3,000.00	3,000.00	0.00	0.00	0.00	0.00	0.00	3,000.00	
AGNAS, LYAN G.	02-01101101-2017-12-02736	2017-12-29	2,900.00	2,900.00	0.00	0.00	0.00	0.00	0.00	2,900.00	
AGNAYA, LESLIE LOVE JOY D.	02-01101101-2017-12-02736	2017-12-29	6,360.00	6,360.00	0.00	0.00	0.00	0.00	0.00	6,360.00	
AGNES N. BALAWAN	02-01101101-2021-06-00860	2021-06-08	1,800.00	1,800.00	0.00	0.00	0.00	0.00	1,800.00	0.00	
AGOTO, REGULOS JR. N.	02-01101101-2017-12-02736	2017-12-29	890.00	890.00	0.00	0.00	0.00	0.00	0.00	890.00	
AGTARON, BRIAN B.	02-01101101-2017-12-02736	2017-12-29	6,060.00	6,060.00	0.00	0.00	0.00	0.00	0.00	6,060.00	
AGUINAWANG, DARWIN	02-01101101-2020-12-01839	2020-12-29	3,000.00	3,000.00	0.00	0.00	0.00	0.00	0.00	3,000.00	
AGWAY, ANNIE G.	02-01101101-2017-12-02736	2017-12-29	6,730.00	6,730.00	0.00	0.00	0.00	0.00	0.00	6,730.00	
ALALAG, JINGLE B.	02-01101101-2017-12-02734	2017-12-29	14,000.00	14,000.00	0.00	0.00	0.00	0.00	0.00	14,000.00	
ALALAG, JINGLE B.	02-01101101-2017-12-02736	2017-12-29	10,000.00	10,000.00	0.00	0.00	0.00	0.00	0.00	10,000.00	
ALDRICK T. PUKIN	02-01101101-2021-12-02172	2021-12-31	5,000.00	5,000.00	0.00	0.00	0.00	5,000.00	0.00	0.00	
ALFREDO DUGAYON	02-01101101-2021-12-02189	2021-12-31	5,000.00	5,000.00	0.00	0.00	0.00	5,000.00	0.00	0.00	
ALINGOD, KENT JESRYL P.	02-01101101-2017-12-02735	2017-12-29	60,000.00	60,000.00	0.00	0.00	0.00	0.00	0.00	60,000.00	
ALLAN JAY CUBIT	02-01101101-2020-12-01886	2020-12-29	2,000.00	2,000.00	0.00	0.00	0.00	0.00	0.00	2,000.00	
ALOS, GIAH KAYE G.	02-01101101-2017-12-02736	2017-12-29	6,430.00	6,430.00	0.00	0.00	0.00	0.00	0.00	6,430.00	
ALUYAN, VIA S.	02-01101101-2017-12-02736	2017-12-29	4,555.00	4,555.00	0.00	0.00	0.00	0.00	0.00	4,555.00	
AMADING, ROSE G.	02-01101101-2017-12-02736	2017-12-29	6,230.00	6,230.00	0.00	0.00	0.00	0.00	0.00	6,230.00	
AMIYAN, GLENN G.	02-01101101-2020-12-01839	2020-12-29	3,000.00	3,000.00	0.00	0.00	0.00	0.00	0.00	3,000.00	
AMMADANG, CHARLOTTE C.	02-01101101-2017-12-02736	2017-12-29	3,435.00	3,435.00	0.00	0.00	0.00	0.00	0.00	3,435.00	
AMOR, ROSENDA	02-01101101-2020-12-01839	2020-12-29	3,000.00	3,000.00	0.00	0.00	0.00	0.00	0.00	3,000.00	
AMPAC, JARIELY SHANE P.	02-01101101-2017-12-02736	2017-12-29	6,030.00	6,030.00	0.00	0.00	0.00	0.00	0.00	6,030.00	
ANDAM, ART MENDEL G.	02-01101101-2017-12-02736	2017-12-29	1,240.00	1,240.00	0.00	0.00	0.00	0.00	0.00	1,240.00	
ANGGABOY, JUDYMAR G.	02-01101101-2017-12-02735	2017-12-29	60,000.00	60,000.00	0.00	0.00	0.00	0.00	0.00	60,000.00	
ANGGACO, KEA VALERIE A.	02-01101101-2017-12-02736	2017-12-29	6,060.00	6,060.00	0.00	0.00	0.00	0.00	0.00	6,060.00	
ANGID, FORDELYN B.	02-01101101-2020-12-01839	2020-12-29	3,000.00	3,000.00	0.00	0.00	0.00	0.00	0.00	3,000.00	
ANGIWOT, JESSIEFRED JEFF B.	02-01101101-2017-12-02736	2017-12-29	6,785.00	6,785.00	0.00	0.00	0.00	0.00	0.00	6,785.00	
ANGLI, EFFIE MAE B.	02-01101101-2017-12-02736	2017-12-29	6,630.00	6,630.00	0.00	0.00	0.00	0.00	0.00	6,630.00	
ANGNGAD, JUDY ANN L.	02-01101101-2017-12-02736	2017-12-29	6,060.00	6,060.00	0.00	0.00	0.00	0.00	0.00	6,060.00	
ANIE B. NAAG	02-01101101-2021-12-02149	2021-12-31	6,900.00	6,900.00	0.00	0.00	0.00	6,900.00	0.00	0.00	
ANTONIO, NICK MAR M.	02-01101101-2017-12-02736	2017-12-29	4,860.00	4,860.00	0.00	0.00	0.00	0.00	0.00	4,860.00	

AGING OF UNPAID OBLIGATION
As at December 31, 2022

Department: State Universities and Colleges (SUCs)
 Agency: Kalinga State University
 Operating Unit: N/A
 Organization Code (UACS): 08 019 0000000

Name of Creditors	Obligation Request and Status			AGING OF UNPAID OBLIGATION							
	Number	Date	Amount	Amount	90 days & below	91 to 180 days	181 to 270 days	271 to 365/366 days	More than 1 year but less than 2 years	More than 2 years	Remarks
1	2	3	4	5=(6+7+8+9+10+11)	6	7	8	9	10	11	12
APALING, JESS B.	02-01101101-2017-12-02736	2017-12-29	5,835.00	5,835.00	0.00	0.00	0.00	0.00	0.00	5,835.00	
APALING, NIALYN T.	02-01101101-2017-12-02736	2017-12-29	4,525.00	4,525.00	0.00	0.00	0.00	0.00	0.00	4,525.00	
APAYAO, CAROLINA B.	02-01101101-2017-12-02736	2017-12-29	7,530.00	7,530.00	0.00	0.00	0.00	0.00	0.00	7,530.00	
APC CAR CARE CENTER	02-01101101-2021-04-00616	2021-04-29	7,800.00	7,800.00	0.00	0.00	0.00	0.00	7,800.00	0.00	
APC CAR CARE CENTER	02-01101101-2021-10-01400	2021-10-14	12,276.00	12,276.00	0.00	0.00	0.00	0.00	12,276.00	0.00	
APC CAR CARE CENTER	02-01101101-2021-10-01401	2021-12-14	44,732.00	44,732.00	0.00	0.00	0.00	0.00	44,732.00	0.00	
APC CAR CARE CENTER	02-01101101-2021-12-01981	2021-12-23	2,000.00	2,000.00	0.00	0.00	0.00	0.00	2,000.00	0.00	
AQUINO, ANGEL GRACE G.	02-01101101-2017-12-02736	2017-12-29	5,400.00	5,400.00	0.00	0.00	0.00	0.00	0.00	5,400.00	
ARIEL MOCA	02-01101101-2020-12-01889	2020-12-29	2,000.00	2,000.00	0.00	0.00	0.00	0.00	0.00	2,000.00	
ARJAY M. BALI	02-01101101-2021-12-02159	2021-12-31	5,000.00	5,000.00	0.00	0.00	0.00	5,000.00	0.00	0.00	
ARNEL OLBA BAGNE	02-01101101-2021-11-01628	2021-11-11	8,100.00	8,100.00	0.00	0.00	0.00	0.00	8,100.00	0.00	
ARQUERO, ARIEL B.	02-01101101-2020-12-01839	2020-12-29	3,000.00	3,000.00	0.00	0.00	0.00	0.00	0.00	3,000.00	
ASCU-SN	02-01101101-2019-12-02398	2019-12-27	10,000.00	10,000.00	0.00	0.00	0.00	0.00	0.00	10,000.00	
ATIPSE MARKETING	02-01101101-2020-10-01201	2020-10-07	67,500.00	67,500.00	0.00	0.00	0.00	0.00	0.00	67,500.00	
ATIPSE MARKETING	02-01101101-2020-10-01267	2020-10-20	1,780.00	1,780.00	0.00	0.00	0.00	0.00	0.00	1,780.00	
ATIPSE MARKETING	02-01101101-2020-12-01858	2020-12-29	30,000.00	30,000.00	0.00	0.00	0.00	0.00	0.00	30,000.00	
ATIPSE MARKETING	02-01101101-2020-12-01859	2020-12-29	15,000.00	15,000.00	0.00	0.00	0.00	0.00	0.00	15,000.00	
ATIPSE MARKETING	02-01101101-2020-12-01869	2020-12-29	22,500.00	22,500.00	0.00	0.00	0.00	0.00	0.00	22,500.00	
ATIPSE MARKETING	02-01101101-2020-12-01872	2020-12-29	13,350.00	13,350.00	0.00	0.00	0.00	0.00	0.00	13,350.00	
ATIPSE MARKETING	02-01101101-2020-12-01877	2020-12-29	25,400.00	25,400.00	0.00	0.00	0.00	0.00	0.00	25,400.00	
ATIPSE MARKETING	02-01101101-2020-12-01894	2020-12-29	13,350.00	13,350.00	0.00	0.00	0.00	0.00	0.00	13,350.00	
ATIPSE MARKETING	02-01101101-2020-12-01895	2020-12-29	13,350.00	13,350.00	0.00	0.00	0.00	0.00	0.00	13,350.00	
ATIPSE MARKETING & GENERAL MERCHANDISE	02-01101101-2021-11-01623	2021-11-11	4,075.00	4,075.00	0.00	0.00	0.00	0.00	4,075.00	0.00	
ATIPSE MARKETING & GENERAL MERCHANDISE	02-01101101-2021-11-01719	2021-11-22	13,020.00	13,020.00	0.00	0.00	0.00	0.00	13,020.00	0.00	
ATIPSE MARKETING & GENERAL MERCHANDISE	02-01101101-2021-11-01777	2021-11-26	17,550.00	17,550.00	0.00	0.00	0.00	0.00	17,550.00	0.00	
ATIPSE MARKETING & GENERAL MERCHANDISE	02-01101101-2021-12-02120	2021-12-29	31,850.00	31,850.00	0.00	0.00	0.00	0.00	31,850.00	0.00	
ATIPSE MARKETING & GENERAL MERCHANDISE	02-01101101-2021-12-02126	2021-12-31	3,888.00	3,888.00	0.00	0.00	0.00	3,888.00	0.00	0.00	

AGING OF UNPAID OBLIGATION
As at December 31, 2022

Department: State Universities and Colleges (SUCs)
 Agency: Kalinga State University
 Operating Unit: N/A
 Organization Code (UACS): 08 019 0000000

Name of Creditors	Obligation Request and Status			AGING OF UNPAID OBLIGATION							
	Number	Date	Amount	Amount	90 days & below	91 to 180 days	181 to 270 days	271 to 365/366 days	More than 1 year but less than 2 years	More than 2 years	Remarks
1	2	3	4	5=(6+7+8+9+10+11)	6	7	8	9	10	11	12
ATIPSE MARKETING & GENERAL MERCHANDISE	02-01101101-2021-12-02206	2021-12-31	6,250.00	6,250.00	0.00	0.00	0.00	6,250.00	0.00	0.00	
ATIPSE MARKETING & GENERAL MERCHANDISE	02-01101101-2021-12-02220	2021-12-31	34,710.00	34,710.00	0.00	0.00	0.00	34,710.00	0.00	0.00	
ATIPSE MARKETING & GENERAL MERCHANDISE	02-01101101-2021-12-02225	2021-12-31	128,350.00	128,350.00	0.00	0.00	0.00	128,350.00	0.00	0.00	
ATIPSE MARKETING & GENERAL MERCHANDISE	02-01101101-2021-12-02227	2021-12-31	27,560.00	27,560.00	0.00	0.00	0.00	27,560.00	0.00	0.00	
ATIPSE MARKETING & GENERAL MERCHANDISE	02-01101101-2021-12-02228	2021-12-31	75,630.00	75,630.00	0.00	0.00	0.00	75,630.00	0.00	0.00	
ATIPSE MARKETING & GENERAL MERCHANDISE	02-01101101-2021-12-02229	2021-12-31	72,605.00	72,605.00	0.00	0.00	0.00	72,605.00	0.00	0.00	
ATIPSE MARKETING & GENERAL MERCHANDISE	02-01101101-2021-12-02231	2021-12-31	70,790.00	70,790.00	0.00	0.00	0.00	70,790.00	0.00	0.00	
ATIPSE MARKETING & GENERAL MERCHANDISE	02-01101101-2021-12-02237	2021-12-31	42,950.00	42,950.00	0.00	0.00	0.00	42,950.00	0.00	0.00	
ATIPSE MARKETING & GENERAL MERCHANDISE	02-01101101-2021-12-02247	2021-12-31	86,250.00	86,250.00	0.00	0.00	0.00	86,250.00	0.00	0.00	
ATIPSE MARKETING & GENERAL MERCHANDISE	02-01101101-2021-12-02253	2021-12-31	191,877.00	191,877.00	0.00	0.00	0.00	191,877.00	0.00	0.00	
ATIPSE MARKETING & GENERAL MERCHANDISE	02-01101101-2021-12-02254	2021-12-31	195,000.00	195,000.00	0.00	0.00	0.00	195,000.00	0.00	0.00	
ATIPSE MARKETING & GENERAL MERCHANDISE	02-01101101-2021-12-02255	2021-12-31	195,000.00	195,000.00	0.00	0.00	0.00	195,000.00	0.00	0.00	
ATIPSE MARKETING & GENERAL MERCHANDISE	02-01101101-2021-12-02303	2021-12-31	57,200.00	57,200.00	0.00	0.00	0.00	57,200.00	0.00	0.00	
ATIPSE MARKETING & GENERAL MERCHANDISE	02-01101101-2021-12-02304	2021-12-31	34,800.00	34,800.00	0.00	0.00	0.00	34,800.00	0.00	0.00	
ATM CONSTRUCTION	02-01101101-2021-12-02258	2021-12-31	198,000.00	198,000.00	0.00	0.00	0.00	198,000.00	0.00	0.00	
ATM CONSTRUCTION	02-01101101-2021-12-02259	2021-12-31	60,000.00	60,000.00	0.00	0.00	0.00	60,000.00	0.00	0.00	
ATULBA, AMY M.	02-01101101-2017-12-02736	2017-12-29	6,260.00	6,260.00	0.00	0.00	0.00	0.00	0.00	6,260.00	
AWAS, WARLON	02-01101101-2020-12-01839	2020-12-29	3,000.00	3,000.00	0.00	0.00	0.00	0.00	0.00	3,000.00	

AGING OF UNPAID OBLIGATION
As at December 31, 2022

Department: State Universities and Colleges (SUCs)
 Agency: Kalinga State University
 Operating Unit: N/A
 Organization Code (UACS): 08 019 0000000

Name of Creditors	Obligation Request and Status			AGING OF UNPAID OBLIGATION							
	Number	Date	Amount	Amount	90 days & below	91 to 180 days	181 to 270 days	271 to 365/366 days	More than 1 year but less than 2 years	More than 2 years	Remarks
1	2	3	4	5=(6+7+8+9+10+11)	6	7	8	9	10	11	12
AWID, MARY JOY P.	02-01101101-2020-12-01839	2020-12-29	3,000.00	3,000.00	0.00	0.00	0.00	0.00	0.00	3,000.00	
AWOS, ANGELICA A.	02-01101101-2020-12-01839	2020-12-29	3,000.00	3,000.00	0.00	0.00	0.00	0.00	0.00	3,000.00	
BACUYAG, AMANDA T.	02-01101101-2017-12-02735	2017-12-29	14,000.00	14,000.00	0.00	0.00	0.00	0.00	0.00	14,000.00	
BACUYAG, AMANDA T.	02-01101101-2017-12-02736	2017-12-29	10,000.00	10,000.00	0.00	0.00	0.00	0.00	0.00	10,000.00	
BADDONGON, JOHNWIN B.	02-01101101-2017-12-02735	2017-12-29	35,595.00	35,595.00	0.00	0.00	0.00	0.00	0.00	35,595.00	
BADUYEN, EMERSON A.	02-01101101-2017-12-02736	2017-12-29	6,530.00	6,530.00	0.00	0.00	0.00	0.00	0.00	6,530.00	
BAGLINIT, MAYDOLL A.	02-01101101-2017-12-02736	2017-12-29	6,430.00	6,430.00	0.00	0.00	0.00	0.00	0.00	6,430.00	
BAGTANG, BRAIN HOLT T.	02-01101101-2017-12-02736	2017-12-29	6,530.00	6,530.00	0.00	0.00	0.00	0.00	0.00	6,530.00	
BAGUIWAN, ANIBETH S.	02-01101101-2017-12-02735	2017-12-29	16,260.00	16,260.00	0.00	0.00	0.00	0.00	0.00	16,260.00	
BAKIDAN, KENY LLOYD P.	02-01101101-2017-12-02735	2017-12-29	60,000.00	60,000.00	0.00	0.00	0.00	0.00	0.00	60,000.00	
BAKIDAN, VLADIMIR L.	02-01101101-2017-12-02734	2017-12-29	14,000.00	14,000.00	0.00	0.00	0.00	0.00	0.00	14,000.00	
BAKIDAN, VLADIMIR L.	02-01101101-2017-12-02736	2017-12-29	8,375.00	8,375.00	0.00	0.00	0.00	0.00	0.00	8,375.00	
BALAGSO, KIMBERLY CANDICE D.	02-01101101-2017-12-02736	2017-12-29	7,530.00	7,530.00	0.00	0.00	0.00	0.00	0.00	7,530.00	
BALAGSO, MAYSHEIN L.	02-01101101-2020-12-01839	2020-12-29	3,000.00	3,000.00	0.00	0.00	0.00	0.00	0.00	3,000.00	
BALA-IS, DAISY B.	02-01101101-2017-12-02736	2017-12-29	4,830.00	4,830.00	0.00	0.00	0.00	0.00	0.00	4,830.00	
BALAO-AS, STANLEY	02-01101101-2020-12-01839	2020-12-29	3,000.00	3,000.00	0.00	0.00	0.00	0.00	0.00	3,000.00	
BALAWAG, MAY-ANN B.	02-01101101-2017-12-02736	2017-12-29	6,305.00	6,305.00	0.00	0.00	0.00	0.00	0.00	6,305.00	
BALAYBAY, JANISA B.	02-01101101-2017-12-02736	2017-12-29	7,180.00	7,180.00	0.00	0.00	0.00	0.00	0.00	7,180.00	
BALI, ARJAY	02-01101101-2020-12-01839	2020-12-29	3,000.00	3,000.00	0.00	0.00	0.00	0.00	0.00	3,000.00	
BALICAO, RODERICK T.	02-01101101-2020-12-01839	2020-12-29	2,000.00	2,000.00	0.00	0.00	0.00	0.00	0.00	2,000.00	
BALWEG, BRILET D.	02-01101101-2017-12-02736	2017-12-29	7,205.00	7,205.00	0.00	0.00	0.00	0.00	0.00	7,205.00	
BANASAN, JEFFREY S.	02-01101101-2020-12-01839	2020-12-29	3,000.00	3,000.00	0.00	0.00	0.00	0.00	0.00	3,000.00	
BANATAO, REYNON	02-01101101-2020-12-01839	2020-12-29	3,000.00	3,000.00	0.00	0.00	0.00	0.00	0.00	3,000.00	
BANGIBANG, SHEENA MAE M.	02-01101101-2020-12-01839	2020-12-29	3,000.00	3,000.00	0.00	0.00	0.00	0.00	0.00	3,000.00	
BARDE, ALIZON I.	02-01101101-2020-12-01839	2020-12-29	2,000.00	2,000.00	0.00	0.00	0.00	0.00	0.00	2,000.00	
BAS-IL, JONALYN A.	02-01101101-2017-12-02734	2017-12-29	7,000.00	7,000.00	0.00	0.00	0.00	0.00	0.00	7,000.00	
BAS-IL, JONALYN A.	02-01101101-2017-12-02736	2017-12-29	2,300.00	2,300.00	0.00	0.00	0.00	0.00	0.00	2,300.00	
BATALAO, KIMBERLY G	02-01101101-2020-12-01839	2020-12-29	3,000.00	3,000.00	0.00	0.00	0.00	0.00	0.00	3,000.00	
BATANG-AY, KATHLEEN D.	02-01101101-2017-12-02735	2017-12-29	14,725.00	14,725.00	0.00	0.00	0.00	0.00	0.00	14,725.00	
BATAWANG, JOVY N.	02-01101101-2017-12-02736	2017-12-29	6,530.00	6,530.00	0.00	0.00	0.00	0.00	0.00	6,530.00	
BATAWANG, QUEENIE LYN B.	02-01101101-2020-12-01839	2020-12-29	3,000.00	3,000.00	0.00	0.00	0.00	0.00	0.00	3,000.00	
BATURI, JENNIFER T.	02-01101101-2017-12-02736	2017-12-29	4,830.00	4,830.00	0.00	0.00	0.00	0.00	0.00	4,830.00	

AGING OF UNPAID OBLIGATION
As at December 31, 2022

Department: State Universities and Colleges (SUCs)
 Agency: Kalinga State University
 Operating Unit: N/A
 Organization Code (UACS): 08 019 0000000

Name of Creditors	Obligation Request and Status			AGING OF UNPAID OBLIGATION								
	Number	Date	Amount	Amount	90 days & below	91 to 180 days	181 to 270 days	271 to 365/366 days	More than 1 year but less than 2 years	More than 2 years	Remarks	
	1	2	3	4	5=(6+7+8+9+10+11)	6	7	8	9	10	11	12
BAYANGAN, JANE VALE B.	02-01101101-2020-12-01839	2020-12-29	3,000.00	3,000.00	0.00	0.00	0.00	0.00	0.00	0.00	3,000.00	
BAYOG, JESICA D.	02-01101101-2017-12-02734	2017-12-29	14,000.00	14,000.00	0.00	0.00	0.00	0.00	0.00	0.00	14,000.00	
BAYOG, JESICA D.	02-01101101-2017-12-02736	2017-12-29	10,000.00	10,000.00	0.00	0.00	0.00	0.00	0.00	0.00	10,000.00	
BAYOWAN, WEBSTER A.	02-01101101-2017-12-02735	2017-12-29	60,000.00	60,000.00	0.00	0.00	0.00	0.00	0.00	0.00	60,000.00	
BENCAN, FREDERICK D.	02-01101101-2020-12-01839	2020-12-29	3,000.00	3,000.00	0.00	0.00	0.00	0.00	0.00	0.00	3,000.00	
BERNADETTE C. AGGABAO	02-01101101-2021-12-02103	2021-12-28	4,931.00	4,931.00	0.00	0.00	0.00	0.00	4,931.00	0.00	0.00	
BEVERLY MAY V. OCAB	02-01101101-2018-12-03341	2018-12-27	480.00	480.00	0.00	0.00	0.00	0.00	0.00	0.00	480.00	
BEWOG, ROMEL	02-01101101-2020-12-01839	2020-12-29	3,000.00	3,000.00	0.00	0.00	0.00	0.00	0.00	0.00	3,000.00	
BIDES MARKETING	02-01101101-2018-11-02579	2018-11-07	4,324.00	4,324.00	0.00	0.00	0.00	0.00	0.00	0.00	4,324.00	
BIDES MARKETING	02-01101101-2020-12-01808	2020-12-23	24,000.00	24,000.00	0.00	0.00	0.00	0.00	0.00	0.00	24,000.00	
BIDES MARKETING	02-01101101-2021-06-00904	2021-06-15	13,984.00	13,984.00	0.00	0.00	0.00	0.00	13,984.00	0.00	0.00	
BIDES MARKETING	02-01101101-2021-10-01411	2021-10-14	4,600.00	4,600.00	0.00	0.00	0.00	0.00	4,600.00	0.00	0.00	
BIDES MARKETING	02-01101101-2021-10-01477	2021-10-29	25,645.00	25,645.00	0.00	0.00	0.00	0.00	25,645.00	0.00	0.00	
BIDES MARKETING	02-01101101-2021-11-01578	2021-11-10	2,180.00	2,180.00	0.00	0.00	0.00	0.00	2,180.00	0.00	0.00	
BIDES MARKETING	02-01101101-2021-11-01624	2021-11-11	15,210.00	15,210.00	0.00	0.00	0.00	0.00	15,210.00	0.00	0.00	
BILONG, AURICEL L.	02-01101101-2017-12-02736	2017-12-29	6,180.00	6,180.00	0.00	0.00	0.00	0.00	0.00	0.00	6,180.00	
BISCARRA, GLORY L.	02-01101101-2017-12-02736	2017-12-29	6,430.00	6,430.00	0.00	0.00	0.00	0.00	0.00	0.00	6,430.00	
BOACON, VANESSA P.	02-01101101-2020-12-01839	2020-12-29	3,000.00	3,000.00	0.00	0.00	0.00	0.00	0.00	0.00	3,000.00	
BONGAT, JOBERICK G.	02-01101101-2017-12-02736	2017-12-29	6,560.00	6,560.00	0.00	0.00	0.00	0.00	0.00	0.00	6,560.00	
BONGAYON, SEAN REY Z.	02-01101101-2020-12-01839	2020-12-29	3,000.00	3,000.00	0.00	0.00	0.00	0.00	0.00	0.00	3,000.00	
BONGDOEN HARDWARE	02-01101101-2020-12-01814	2020-12-23	12,302.00	12,302.00	0.00	0.00	0.00	0.00	0.00	0.00	12,302.00	
BONGDOEN HARDWARE	02-01101101-2020-12-01857	2020-12-29	36,790.00	36,790.00	0.00	0.00	0.00	0.00	0.00	0.00	36,790.00	
BONGDOEN HARDWARE	02-01101101-2020-12-01879	2020-12-29	35,755.00	35,755.00	0.00	0.00	0.00	0.00	0.00	0.00	35,755.00	
BONGDOEN HARDWARE	02-01101101-2020-12-01882	2020-12-29	2,169.00	2,169.00	0.00	0.00	0.00	0.00	0.00	0.00	2,169.00	
BONGDOEN HARDWARE	02-01101101-2021-08-01235	2021-08-25	18,300.00	18,300.00	0.00	0.00	0.00	0.00	18,300.00	0.00	0.00	
BONGDOEN HARDWARE	02-01101101-2021-09-01268	2021-09-06	26,296.29	26,296.29	0.00	0.00	0.00	0.00	26,296.29	0.00	0.00	
BONGDOEN HARDWARE	02-01101101-2021-12-01886	2021-12-10	420.00	420.00	0.00	0.00	0.00	0.00	420.00	0.00	0.00	
BONGDOEN HARDWARE	02-01101101-2021-12-01992	2021-12-23	13,348.00	13,348.00	0.00	0.00	0.00	0.00	13,348.00	0.00	0.00	
BONGDOEN HARDWARE	02-01101101-2021-12-02226	2021-12-31	13,300.00	13,300.00	0.00	0.00	0.00	13,300.00	0.00	0.00	0.00	
BONGDOEN HARDWARE	02-01101101-2021-12-02240	2021-12-31	23,211.00	23,211.00	0.00	0.00	0.00	23,211.00	0.00	0.00	0.00	
BONGDOEN HARDWARE	02-01101101-2021-12-02284	2021-12-31	3,005.00	3,005.00	0.00	0.00	0.00	3,005.00	0.00	0.00	0.00	
BONGDOEN HARDWARE	02-01101101-2021-12-02292	2021-12-31	8,000.00	8,000.00	0.00	0.00	0.00	8,000.00	0.00	0.00	0.00	

AGING OF UNPAID OBLIGATION
As at December 31, 2022

Department: State Universities and Colleges (SUCs)
 Agency: Kalinga State University
 Operating Unit: N/A
 Organization Code (UACS): 08 019 0000000

Name of Creditors	Obligation Request and Status			AGING OF UNPAID OBLIGATION							
	Number	Date	Amount	Amount	90 days & below	91 to 180 days	181 to 270 days	271 to 365/366 days	More than 1 year but less than 2 years	More than 2 years	Remarks
1	2	3	4	5=(6+7+8+9+10+11)	6	7	8	9	10	11	12
BONGGAWON, HILDA	02-01101101-2020-12-01839	2020-12-29	3,000.00	3,000.00	0.00	0.00	0.00	0.00	0.00	3,000.00	
BRAVO, MARIE LUZ	02-01101101-2020-12-01839	2020-12-29	3,000.00	3,000.00	0.00	0.00	0.00	0.00	0.00	3,000.00	
BRENDA B. TABERDO	02-01101101-2021-12-02216	2021-12-31	47,200.00	47,200.00	0.00	0.00	0.00	47,200.00	0.00	0.00	
BRENT B. MARTINEZ	02-01101101-2018-10-02400	2018-10-18	9,380.00	9,380.00	0.00	0.00	0.00	0.00	0.00	9,380.00	
BRUNO GLENN'S VULCANIZING & TIRE SUPPLY	02-01101101-2021-11-01642	2021-11-11	9,360.00	9,360.00	0.00	0.00	0.00	0.00	9,360.00	0.00	
BRUNO GLENN'S VULCANIZING & TIRE SUPPLY	02-01101101-2021-12-02244	2021-12-31	104,800.00	104,800.00	0.00	0.00	0.00	104,800.00	0.00	0.00	
BUCALEN, MARVILYN G.	02-01101101-2020-12-01839	2020-12-29	3,000.00	3,000.00	0.00	0.00	0.00	0.00	0.00	3,000.00	
BULA-AY, RONABETH L.	02-01101101-2017-12-02735	2017-12-29	37,160.00	37,160.00	0.00	0.00	0.00	0.00	0.00	37,160.00	
BULAHAO, LUCIA	02-01101101-2020-12-01839	2020-12-29	3,000.00	3,000.00	0.00	0.00	0.00	0.00	0.00	3,000.00	
BULAWIT, LARRY L.	02-01101101-2017-12-02736	2017-12-29	3,381.00	3,381.00	0.00	0.00	0.00	0.00	0.00	3,381.00	
BULAYANG, ROMY	02-01101101-2020-12-01839	2020-12-29	3,000.00	3,000.00	0.00	0.00	0.00	0.00	0.00	3,000.00	
BULIYAT, ERICCA C.	02-01101101-2017-12-02735	2017-12-29	30,000.00	30,000.00	0.00	0.00	0.00	0.00	0.00	30,000.00	
BUMAL-O, MINERVA	02-01101101-2020-12-01839	2020-12-29	3,000.00	3,000.00	0.00	0.00	0.00	0.00	0.00	3,000.00	
BUMOSAO, RUTH T.	02-01101101-2020-12-01839	2020-12-29	3,000.00	3,000.00	0.00	0.00	0.00	0.00	0.00	3,000.00	
BUSLIG, MARIA NENUCA SALOME	02-01101101-2020-12-01839	2020-12-29	3,000.00	3,000.00	0.00	0.00	0.00	0.00	0.00	3,000.00	
C.L. AWARDS MASTER & ADVERTISING	02-01101101-2021-12-02300	2021-12-31	11,900.00	11,900.00	0.00	0.00	0.00	11,900.00	0.00	0.00	
CABBOTOT, TYSON A.	02-01101101-2017-12-02736	2017-12-29	6,530.00	6,530.00	0.00	0.00	0.00	0.00	0.00	6,530.00	
CABONTOCAN, KAYZELLE JANE	02-01101101-2020-12-01839	2020-12-29	3,000.00	3,000.00	0.00	0.00	0.00	0.00	0.00	3,000.00	
CABUDOL, KRISTINE CLAIRE C.	02-01101101-2017-12-02736	2017-12-29	5,860.00	5,860.00	0.00	0.00	0.00	0.00	0.00	5,860.00	
CACATIAN, ELLEN GRACE C.	02-01101101-2020-12-01839	2020-12-29	3,000.00	3,000.00	0.00	0.00	0.00	0.00	0.00	3,000.00	
CADAMUS, VIRGINIA	02-01101101-2020-12-01839	2020-12-29	3,000.00	3,000.00	0.00	0.00	0.00	0.00	0.00	3,000.00	
CALAPAN WATER WORKS CORP-TABUK WATER	02-01101101-2021-12-02223	2021-12-31	4,224.98	4,224.98	0.00	0.00	0.00	4,224.98	0.00	0.00	
CALDINGON, CECILIA	02-01101101-2020-12-01839	2020-12-29	3,000.00	3,000.00	0.00	0.00	0.00	0.00	0.00	3,000.00	
CALEB'S CATERING	02-01101101-2019-12-02371	2019-12-27	18,400.00	18,400.00	0.00	0.00	0.00	0.00	0.00	18,400.00	
CALUNGGAY, CALPITO	02-01101101-2020-12-01839	2020-12-29	3,000.00	3,000.00	0.00	0.00	0.00	0.00	0.00	3,000.00	
CAMILO, MARIEL M.	02-01101101-2017-12-02736	2017-12-29	7,530.00	7,530.00	0.00	0.00	0.00	0.00	0.00	7,530.00	
CARBONEL, SHANNEL S.	02-01101101-2017-12-02736	2017-12-29	6,560.00	6,560.00	0.00	0.00	0.00	0.00	0.00	6,560.00	
CARDINES, BRIAN P.	02-01101101-2017-12-02736	2017-12-29	6,230.00	6,230.00	0.00	0.00	0.00	0.00	0.00	6,230.00	

AGING OF UNPAID OBLIGATION
As at December 31, 2022

Department: State Universities and Colleges (SUCs)
 Agency: Kalinga State University
 Operating Unit: N/A
 Organization Code (UACS): 08 019 0000000

Name of Creditors	Obligation Request and Status			AGING OF UNPAID OBLIGATION							
	Number	Date	Amount	Amount	90 days & below	91 to 180 days	181 to 270 days	271 to 365/366 days	More than 1 year but less than 2 years	More than 2 years	Remarks
1	2	3	4	5=(6+7+8+9+10+11)	6	7	8	9	10	11	12
CARILLO, ALEXANDER G.	02-01101101-2017-12-02735	2017-12-29	10,000.00	10,000.00	0.00	0.00	0.00	0.00	0.00	10,000.00	
CARILLO, LOVELY MAE A.	02-01101101-2017-12-02735	2017-12-29	30,000.00	30,000.00	0.00	0.00	0.00	0.00	0.00	30,000.00	
CARILLO JHON MARK	02-01101101-2020-12-01839	2020-12-29	3,000.00	3,000.00	0.00	0.00	0.00	0.00	0.00	3,000.00	
CARLITA SORIANO	02-01101101-2021-12-02190	2021-12-31	5,000.00	5,000.00	0.00	0.00	0.00	5,000.00	0.00	0.00	
CARLITO'S AUTO SUPPLY	02-01101101-2021-10-01408	2021-10-14	14,875.00	14,875.00	0.00	0.00	0.00	0.00	14,875.00	0.00	
CARLO T. NAGAY	02-01101101-2020-12-01891	2020-12-29	2,000.00	2,000.00	0.00	0.00	0.00	0.00	0.00	2,000.00	
CARLOTA D. MANAO	02-01101101-2021-12-02144	2021-12-31	10,784.68	10,784.68	0.00	0.00	0.00	10,784.68	0.00	0.00	
CARMELITA T. AYANG-ANG	02-01101101-2021-12-02182	2021-12-31	29,666.50	29,666.50	0.00	0.00	0.00	29,666.50	0.00	0.00	
CARONAN, VINA C.	02-01101101-2017-12-02736	2017-12-29	4,830.00	4,830.00	0.00	0.00	0.00	0.00	0.00	4,830.00	
CASIGAYAN FARM SUPPLY	02-01101101-2021-11-01793	2021-11-29	5,600.00	5,600.00	0.00	0.00	0.00	0.00	5,600.00	0.00	
CASIGAYAN FARM SUPPLY	02-01101101-2021-12-02273	2021-12-31	6,500.00	6,500.00	0.00	0.00	0.00	6,500.00	0.00	0.00	
CATHERINE C. CAWAYAN	02-01101101-2018-12-03289	2018-12-18	480.00	480.00	0.00	0.00	0.00	0.00	0.00	480.00	
CATHERINE N. ANCHETA	02-01101101-2018-12-03289	2018-12-19	480.00	480.00	0.00	0.00	0.00	0.00	0.00	480.00	
CATRIZ, JENERWIN V.	02-01101101-2020-12-01839	2020-12-29	3,000.00	3,000.00	0.00	0.00	0.00	0.00	0.00	3,000.00	
CAWI, GERALDINE T.	02-01101101-2017-12-02736	2017-12-29	6,030.00	6,030.00	0.00	0.00	0.00	0.00	0.00	6,030.00	
CAWILAN, SHAILA A.	02-01101101-2017-12-02736	2017-12-29	4,760.00	4,760.00	0.00	0.00	0.00	0.00	0.00	4,760.00	
CAYAG, REYNA JANE B.	02-01101101-2017-12-02734	2017-12-29	14,000.00	14,000.00	0.00	0.00	0.00	0.00	0.00	14,000.00	
CAYAG, REYNA JANE B.	02-01101101-2017-12-02736	2017-12-29	10,000.00	10,000.00	0.00	0.00	0.00	0.00	0.00	10,000.00	
CECILE B. CALDINGON	02-01101101-2021-12-02154	2021-12-31	5,000.00	5,000.00	0.00	0.00	0.00	5,000.00	0.00	0.00	
CESARIA D. MENDOZA	02-01101101-2018-10-02520	2018-10-29	3,620.00	3,620.00	0.00	0.00	0.00	0.00	0.00	3,620.00	
CH-A-D CONSTRUCTION SUPPLY	02-01101101-2021-12-02281	2021-12-31	48,499.00	48,499.00	0.00	0.00	0.00	48,499.00	0.00	0.00	
CHRISTINA LYN A. ESPITA	02-01101101-2018-10-02392	2018-10-17	10,800.00	10,800.00	0.00	0.00	0.00	0.00	0.00	10,800.00	
CHRISTOPHER A. AGUSTIN	02-01101101-2018-12-03289	2018-12-19	480.00	480.00	0.00	0.00	0.00	0.00	0.00	480.00	
CHULANA, ANGELA D.	02-01101101-2017-12-02736	2017-12-29	10,000.00	10,000.00	0.00	0.00	0.00	0.00	0.00	10,000.00	
CORDILLERA CONSORTIUM FOR AGRICULTURE, AQUATIC AND RESEARCH AND DEVELOPMENT (CORCAARD)	02-01101101-2019-12-02391	2019-12-27	50,000.00	50,000.00	0.00	0.00	0.00	0.00	0.00	50,000.00	
CRISTINE G. LIGGAYO	02-01101101-2018-12-03289	2018-12-19	480.00	480.00	0.00	0.00	0.00	0.00	0.00	480.00	
DALIYONG, JESSICA JESSA R.	02-01101101-2017-12-02735	2017-12-29	20,500.00	20,500.00	0.00	0.00	0.00	0.00	0.00	20,500.00	
DALLAPAS, SUSAN	02-01101101-2020-12-01839	2020-12-29	3,000.00	3,000.00	0.00	0.00	0.00	0.00	0.00	3,000.00	
DALOWOG, ALPHA MIA D.	02-01101101-2017-12-02736	2017-12-29	4,830.00	4,830.00	0.00	0.00	0.00	0.00	0.00	4,830.00	

AGING OF UNPAID OBLIGATION
As at December 31, 2022

Department: State Universities and Colleges (SUCs)
 Agency: Kalinga State University
 Operating Unit: N/A
 Organization Code (UACS): 08 019 0000000

Name of Creditors	Obligation Request and Status			AGING OF UNPAID OBLIGATION							
	Number	Date	Amount	Amount	90 days & below	91 to 180 days	181 to 270 days	271 to 365/366 days	More than 1 year but less than 2 years	More than 2 years	Remarks
1	2	3	4	5=(6+7+8+9+10+11)	6	7	8	9	10	11	12
DALOWOG, JERALD D.	02-01101101-2020-12-01839	2020-12-29	3,000.00	3,000.00	0.00	0.00	0.00	0.00	0.00	3,000.00	
DANAO, MARINA A.	02-01101101-2020-12-01839	2020-12-29	3,000.00	3,000.00	0.00	0.00	0.00	0.00	0.00	3,000.00	
DANGAN, JAMAICA L.	02-01101101-2020-12-01839	2020-12-29	3,000.00	3,000.00	0.00	0.00	0.00	0.00	0.00	3,000.00	
DANTE B. CANSIBEN	02-01101101-2020-12-01885	2020-12-29	3,000.00	3,000.00	0.00	0.00	0.00	0.00	0.00	3,000.00	
DARYL D. PAGA	02-01101101-2021-12-02157	2021-12-31	5,000.00	5,000.00	0.00	0.00	0.00	5,000.00	0.00	0.00	
DATUL, FREDA	02-01101101-2020-12-01839	2020-12-29	3,000.00	3,000.00	0.00	0.00	0.00	0.00	0.00	3,000.00	
DAWIGOY, BITCINE B.	02-01101101-2017-12-02736	2017-12-29	5,860.00	5,860.00	0.00	0.00	0.00	0.00	0.00	5,860.00	
DELPINADO, MORIES P.	02-01101101-2017-12-02736	2017-12-29	4,995.00	4,995.00	0.00	0.00	0.00	0.00	0.00	4,995.00	
DELTA JO CONSTRUCTION	02-01101101-2018-12-03205	2018-12-11	37,200.66	37,200.66	0.00	0.00	0.00	0.00	0.00	37,200.66	
DESAY, JOYNALYN R.	02-01101101-2020-12-01839	2020-12-29	3,000.00	3,000.00	0.00	0.00	0.00	0.00	0.00	3,000.00	
DIN-ANG CHIE-CHI L.	02-01101101-2020-12-01839	2020-12-29	3,000.00	3,000.00	0.00	0.00	0.00	0.00	0.00	3,000.00	
DIRECTO, REYNALDO G.	02-01101101-2017-12-02736	2017-12-29	6,630.00	6,630.00	0.00	0.00	0.00	0.00	0.00	6,630.00	
DIWAYAN, MARK KENNEDY D.	02-01101101-2020-12-01839	2020-12-29	3,000.00	3,000.00	0.00	0.00	0.00	0.00	0.00	3,000.00	
DIYAH GWEN A. ALEJANDRINO	02-01101101-2018-12-03340	2018-12-27	480.00	480.00	0.00	0.00	0.00	0.00	0.00	480.00	
DOMINGO, JOHN DENVER B.	02-01101101-2017-12-02736	2017-12-29	6,630.00	6,630.00	0.00	0.00	0.00	0.00	0.00	6,630.00	
DON JACKSON HARDWARE	02-01101101-2021-09-01346	2021-09-29	4,890.00	4,890.00	0.00	0.00	0.00	0.00	4,890.00	0.00	
DON JACKSON PAINT CENTER & GEN MDSE	02-01101101-2020-12-01863	2020-12-29	39,070.00	39,070.00	0.00	0.00	0.00	0.00	0.00	39,070.00	
DON JACKSON PAINT CENTER & GEN MDSE	02-01101101-2020-12-01864	2020-12-29	21,450.00	21,450.00	0.00	0.00	0.00	0.00	0.00	21,450.00	
DON JACKSON PAINT CENTER & GEN MDSE	02-01101101-2020-12-01870	2020-12-29	49,890.00	49,890.00	0.00	0.00	0.00	0.00	0.00	49,890.00	
DON JACKSON PAINT CENTER & GEN MDSE	02-01101101-2020-12-01871	2020-12-29	14,650.00	14,650.00	0.00	0.00	0.00	0.00	0.00	14,650.00	
DON JACKSON PAINT CENTER AND GEN. MDSE	02-01101101-2021-12-02233	2021-12-31	182,750.00	182,750.00	0.00	0.00	0.00	182,750.00	0.00	0.00	
DON JACKSON PAINT CENTER AND GEN. MDSE	02-01101101-2021-12-02234	2021-12-31	169,025.00	169,025.00	0.00	0.00	0.00	169,025.00	0.00	0.00	
DON JACKSON PAINT CENTER AND GEN. MDSE	02-01101101-2021-12-02235	2021-12-31	7,250.00	7,250.00	0.00	0.00	0.00	7,250.00	0.00	0.00	
DON JACKSON PAINT CENTER AND GEN. MDSE	02-01101101-2021-12-02238	2021-12-31	93,400.00	93,400.00	0.00	0.00	0.00	93,400.00	0.00	0.00	

AGING OF UNPAID OBLIGATION
As at December 31, 2022

Department: State Universities and Colleges (SUCs)
 Agency: Kalinga State University
 Operating Unit: N/A
 Organization Code (UACS): 08 019 0000000

Name of Creditors	Obligation Request and Status			AGING OF UNPAID OBLIGATION							
	Number	Date	Amount	Amount	90 days & below	91 to 180 days	181 to 270 days	271 to 365/366 days	More than 1 year but less than 2 years	More than 2 years	Remarks
1	2	3	4	5=(6+7+8+9+10+11)	6	7	8	9	10	11	12
DON JACKSON PAINT CENTER AND GEN. MDSE	02-01101101-2021-12-02242	2021-12-31	18,580.00	18,580.00	0.00	0.00	0.00	18,580.00	0.00	0.00	
DON JACKSON PAINT CENTER AND GEN. MDSE	02-01101101-2021-12-02256	2021-12-31	1,100.00	1,100.00	0.00	0.00	0.00	1,100.00	0.00	0.00	
DON JACKSON PAINT CENTER AND GEN. MDSE	02-01101101-2021-12-02260	2021-12-31	2,450.00	2,450.00	0.00	0.00	0.00	2,450.00	0.00	0.00	
DON JACKSON PAINT CENTER AND GEN. MDSE	02-01101101-2021-12-02269	2021-12-31	2,360.00	2,360.00	0.00	0.00	0.00	2,360.00	0.00	0.00	
DON JACKSON PAINT CENTER AND GEN. MDSE	02-01101101-2021-12-02274	2021-12-31	1,925.00	1,925.00	0.00	0.00	0.00	1,925.00	0.00	0.00	
DON JACKSON PAINT CENTER AND GEN. MDSE	02-01101101-2021-12-02288	2021-12-31	1,970.00	1,970.00	0.00	0.00	0.00	1,970.00	0.00	0.00	
DON JACKSON PAINT CENTER AND GEN. MDSE	02-01101101-2021-12-02290	2021-12-31	18,515.00	18,515.00	0.00	0.00	0.00	18,515.00	0.00	0.00	
DON JACKSON PAINT CENTER AND GEN. MDSE	02-01101101-2021-12-02294	2021-12-31	70,120.00	70,120.00	0.00	0.00	0.00	70,120.00	0.00	0.00	
DONNA PASAMIC	02-01101101-2021-12-02105	2021-12-29	7,874.00	7,874.00	0.00	0.00	0.00	0.00	7,874.00	0.00	
DS NETWORK ENTERPRISES	02-01101101-2021-11-01626	2021-11-11	6,300.00	6,300.00	0.00	0.00	0.00	0.00	6,300.00	0.00	
DUGA, RODALYN M.	02-01101101-2017-12-02736	2017-12-29	3,545.00	3,545.00	0.00	0.00	0.00	0.00	0.00	3,545.00	
DUGAYON, ALFREDO A.	02-01101101-2020-12-01839	2020-12-29	3,000.00	3,000.00	0.00	0.00	0.00	0.00	0.00	3,000.00	
DUGAYON, JEFFERSON	02-01101101-2020-12-01839	2020-12-29	3,000.00	3,000.00	0.00	0.00	0.00	0.00	0.00	3,000.00	
DULAN, JEDDY JOSE B.	02-01101101-2017-12-02735	2017-12-29	14,000.00	14,000.00	0.00	0.00	0.00	0.00	0.00	14,000.00	
DULAN, JEDDY JOSE B.	02-01101101-2017-12-02736	2017-12-29	7,280.00	7,280.00	0.00	0.00	0.00	0.00	0.00	7,280.00	
DULLIYAO, JAYVEE D.	02-01101101-2020-12-01839	2020-12-29	3,000.00	3,000.00	0.00	0.00	0.00	0.00	0.00	3,000.00	
DULLIYAO, JEANELLE C.	02-01101101-2017-12-02736	2017-12-29	6,630.00	6,630.00	0.00	0.00	0.00	0.00	0.00	6,630.00	
DUMAGUING, JESLI P.	02-01101101-2017-12-02736	2017-12-29	6,630.00	6,630.00	0.00	0.00	0.00	0.00	0.00	6,630.00	
DUMAYAG, CLAIRE A.	02-01101101-2017-12-02736	2017-12-29	7,360.00	7,360.00	0.00	0.00	0.00	0.00	0.00	7,360.00	
EARTHQUAKES AND MEGACITIES INITIATIVE, INC.	02-01101101-2020-04-00542	2020-04-30	91,428.57	91,428.57	0.00	0.00	0.00	0.00	0.00	91,428.57	
EDMAR G. DURIAN	02-01101101-2021-12-02169	2021-12-31	5,000.00	5,000.00	0.00	0.00	0.00	5,000.00	0.00	0.00	
EDNA P. YUMOL	02-01101101-2021-12-01925	2021-12-16	4,050.00	4,050.00	0.00	0.00	0.00	0.00	4,050.00	0.00	
EDNA P. YUMOL	02-01101101-2021-12-02109	2021-12-29	6,877.00	6,877.00	0.00	0.00	0.00	0.00	6,877.00	0.00	

AGING OF UNPAID OBLIGATION
As at December 31, 2022

Department: State Universities and Colleges (SUCs)
 Agency: Kalinga State University
 Operating Unit: N/A
 Organization Code (UACS): 08 019 0000000

Name of Creditors	Obligation Request and Status			AGING OF UNPAID OBLIGATION							
	Number	Date	Amount	Amount	90 days & below	91 to 180 days	181 to 270 days	271 to 365/366 days	More than 1 year but less than 2 years	More than 2 years	Remarks
1	2	3	4	5=(6+7+8+9+10+11)	6	7	8	9	10	11	12
EDUARDO T. BAGTANG	02-01101101-2021-12-01982	2021-12-23	4,617.00	4,617.00	0.00	0.00	0.00	0.00	4,617.00	0.00	
EGUIAB, MARK VINCENT L.	02-01101101-2017-12-02736	2017-12-29	10,000.00	10,000.00	0.00	0.00	0.00	0.00	0.00	10,000.00	
ELIG, RALEIGH P.	02-01101101-2017-12-02736	2017-12-29	5,805.00	5,805.00	0.00	0.00	0.00	0.00	0.00	5,805.00	
ELITE NORTH AUTOCARS, INC.	02-01101101-2020-09-01097	2020-09-18	23,711.00	23,711.00	0.00	0.00	0.00	0.00	0.00	23,711.00	
ELMER M. PATTONG	02-01101101-2021-12-02170	2021-12-31	5,000.00	5,000.00	0.00	0.00	0.00	5,000.00	0.00	0.00	
ELSA DAODAWON	02-01101101-2021-12-02299	2021-12-31	4,772.73	4,772.73	0.00	0.00	0.00	4,772.73	0.00	0.00	
ELSA DAODAWON	02-01101101-2021-12-02301	2021-12-31	10,500.00	10,500.00	0.00	0.00	0.00	10,500.00	0.00	0.00	
EMELIA'S KITCHENETTE	02-01101101-2019-04-00520	2019-04-12	15,500.00	15,500.00	0.00	0.00	0.00	0.00	0.00	15,500.00	
EMELIA'S KITCHENETTE	02-01101101-2019-10-01604	2019-10-10	16,625.00	16,625.00	0.00	0.00	0.00	0.00	0.00	16,625.00	
EMELIA'S KITCHENETTE	02-01101101-2019-12-02340	2019-12-27	8,250.00	8,250.00	0.00	0.00	0.00	0.00	0.00	8,250.00	
EMELIA'S KITCHENETTE	02-01101101-2019-12-02342	2019-12-27	14,240.00	14,240.00	0.00	0.00	0.00	0.00	0.00	14,240.00	
EMELIA'S KITCHENETTE	02-01101101-2019-12-02348	2019-12-27	7,350.00	7,350.00	0.00	0.00	0.00	0.00	0.00	7,350.00	
EMELIA'S KITCHENETTE	02-01101101-2019-12-02353	2019-12-27	17,600.00	17,600.00	0.00	0.00	0.00	0.00	0.00	17,600.00	
EMELIA'S KITCHENETTE	02-01101101-2019-12-02361	2019-12-27	268,000.00	268,000.00	0.00	0.00	0.00	0.00	0.00	268,000.00	
EMELIA'S KITCHENETTE	02-01101101-2019-12-02362	2019-12-27	111,500.00	111,500.00	0.00	0.00	0.00	0.00	0.00	111,500.00	
EMELIA'S KITCHENETTE	02-01101101-2019-12-02368	2019-12-27	16,600.00	16,600.00	0.00	0.00	0.00	0.00	0.00	16,600.00	
EMELIA'S KITCHENETTE	02-01101101-2019-12-02369	2019-12-27	27,300.00	27,300.00	0.00	0.00	0.00	0.00	0.00	27,300.00	
EMELIA'S KITCHENETTE	02-01101101-2019-12-02370	2019-12-27	19,950.00	19,950.00	0.00	0.00	0.00	0.00	0.00	19,950.00	
EMELIA'S KITCHENETTE	02-01101101-2019-12-02373	2019-12-27	18,900.00	18,900.00	0.00	0.00	0.00	0.00	0.00	18,900.00	
EMELIA'S KITCHENETTE	02-01101101-2019-12-02375	2019-12-27	27,000.00	27,000.00	0.00	0.00	0.00	0.00	0.00	27,000.00	
EMELIA'S KITCHENETTE	02-01101101-2019-12-02386	2019-12-27	20,000.00	20,000.00	0.00	0.00	0.00	0.00	0.00	20,000.00	
EMELIA'S KITCHENETTE	02-01101101-2019-12-02387	2019-12-27	19,200.00	19,200.00	0.00	0.00	0.00	0.00	0.00	19,200.00	
EMELIA'S KITCHENETTE	02-01101101-2020-11-01470	2020-11-27	17,175.00	17,175.00	0.00	0.00	0.00	0.00	0.00	17,175.00	
EMELIA'S KITCHENETTE	02-01101101-2020-12-01729	2020-12-22	134,475.00	134,475.00	0.00	0.00	0.00	0.00	0.00	134,475.00	
EMELIA'S KITCHENETTE	02-01101101-2021-04-00597	2021-04-23	13,000.00	13,000.00	0.00	0.00	0.00	0.00	13,000.00	0.00	
EMELIA'S KITCHENETTE	02-01101101-2021-05-00632	2021-05-04	47,750.00	47,750.00	0.00	0.00	0.00	0.00	47,750.00	0.00	
EMELIA'S KITCHENETTE	02-01101101-2021-10-01373	2021-10-05	512,985.00	512,985.00	0.00	0.00	0.00	0.00	512,985.00	0.00	
EMELIA'S KITCHENETTE	02-01101101-2021-11-01629	2021-11-11	5,000.00	5,000.00	0.00	0.00	0.00	0.00	5,000.00	0.00	
EMELIA'S KITCHENETTE	02-01101101-2021-11-01791	2021-11-29	27,150.00	27,150.00	0.00	0.00	0.00	0.00	27,150.00	0.00	
EMELIA'S KITCHENETTE	02-01101101-2021-12-01870	2021-12-09	93,000.00	93,000.00	0.00	0.00	0.00	0.00	93,000.00	0.00	
EMELIA'S KITCHENETTE	02-01101101-2021-12-01876	2021-12-09	23,725.00	23,725.00	0.00	0.00	0.00	0.00	23,725.00	0.00	
EMELIA'S KITCHENETTE	02-01101101-2021-12-01891	2021-11-10	125,500.00	125,500.00	0.00	0.00	0.00	0.00	125,500.00	0.00	

AGING OF UNPAID OBLIGATION
As at December 31, 2022

Department: State Universities and Colleges (SUCs)
 Agency: Kalinga State University
 Operating Unit: N/A
 Organization Code (UACS): 08 019 0000000

Name of Creditors	Obligation Request and Status			AGING OF UNPAID OBLIGATION							
	Number	Date	Amount	Amount	90 days & below	91 to 180 days	181 to 270 days	271 to 365/366 days	More than 1 year but less than 2 years	More than 2 years	Remarks
1	2	3	4	5=(6+7+8+9+10+11)	6	7	8	9	10	11	12
EMELIA'S KITCHENETTE	02-01101101-2021-12-01952	2021-12-17	12,825.00	12,825.00	0.00	0.00	0.00	0.00	12,825.00	0.00	
EMELIA'S KITCHENETTE	02-01101101-2021-12-01968	2021-12-20	411,020.00	411,020.00	0.00	0.00	0.00	0.00	411,020.00	0.00	
EMELIA'S KITCHENETTE	02-01101101-2021-12-01986	2021-12-23	20,700.00	20,700.00	0.00	0.00	0.00	0.00	20,700.00	0.00	
EMELIA'S KITCHENETTE	02-01101101-2021-12-01987	2021-12-23	2,000.00	2,000.00	0.00	0.00	0.00	0.00	2,000.00	0.00	
EMELIA'S KITCHENETTE	02-01101101-2021-12-02047	2021-12-27	7,725.00	7,725.00	0.00	0.00	0.00	0.00	7,725.00	0.00	
EMELIA'S KITCHENETTE	02-01101101-2021-12-02083	2021-12-28	35,500.00	35,500.00	0.00	0.00	0.00	0.00	35,500.00	0.00	
EMELIA'S KITCHENETTE	02-01101101-2021-12-02084	2021-12-28	7,200.00	7,200.00	0.00	0.00	0.00	0.00	7,200.00	0.00	
EMELIA'S KITCHENETTE	02-01101101-2021-12-02086	2021-12-28	10,750.00	10,750.00	0.00	0.00	0.00	0.00	10,750.00	0.00	
EMELIA'S KITCHENETTE	02-01101101-2021-12-02132	2021-12-31	38,200.00	38,200.00	0.00	0.00	0.00	38,200.00	0.00	0.00	
EMELIA'S KITCHENETTE	02-01101101-2021-12-02208	2021-12-31	70,245.00	70,245.00	0.00	0.00	0.00	70,245.00	0.00	0.00	
EMELIA'S KITCHENETTE	02-01101101-2021-12-02209	2021-12-31	13,950.00	13,950.00	0.00	0.00	0.00	13,950.00	0.00	0.00	
EMELIA'S KITCHENETTE	02-01101101-2021-12-02210	2021-12-31	11,800.00	11,800.00	0.00	0.00	0.00	11,800.00	0.00	0.00	
EMELIA'S KITCHENETTE	02-01101101-2021-12-02271	2021-12-31	2,200.00	2,200.00	0.00	0.00	0.00	2,200.00	0.00	0.00	
EMILIA'S KITCHENETTE	02-01101101-2018-05-01051	2018-05-25	5,600.00	5,600.00	0.00	0.00	0.00	0.00	0.00	5,600.00	
EMILIA'S KITCHENETTE	02-01101101-2018-09-02132	2018-09-26	12,600.00	12,600.00	0.00	0.00	0.00	0.00	0.00	12,600.00	
EMILIA'S KITCHENETTE	02-01101101-2018-11-02585	2018-11-07	62,520.00	62,520.00	0.00	0.00	0.00	0.00	0.00	62,520.00	
ERIC S. UDAY	02-01101101-2021-12-02160	2021-12-31	4,666.67	4,666.67	0.00	0.00	0.00	4,666.67	0.00	0.00	
ERNESTO ARCEO	02-01101101-2020-12-01884	2020-12-29	3,000.00	3,000.00	0.00	0.00	0.00	0.00	0.00	3,000.00	
ERNESTO G. GUIABAO	02-01101101-2018-10-02498	2018-10-29	1,200.00	1,200.00	0.00	0.00	0.00	0.00	0.00	1,200.00	
ERNESTO G. GUIABAO	02-01101101-2018-12-03289	2018-12-19	480.00	480.00	0.00	0.00	0.00	0.00	0.00	480.00	
ERWIN B. PAN-OY	02-01101101-2021-12-02198	2021-12-31	5,000.00	5,000.00	0.00	0.00	0.00	5,000.00	0.00	0.00	
ESPIRITU, JANINE	02-01101101-2020-12-01839	2020-12-29	3,000.00	3,000.00	0.00	0.00	0.00	0.00	0.00	3,000.00	
ESPIRITU, JINVIE C.	02-01101101-2017-12-02735	2018-12-28	30,000.00	30,000.00	0.00	0.00	0.00	0.00	0.00	30,000.00	
ESPITA, JEFFREY A.	02-01101101-2017-12-02734	2017-12-29	14,000.00	14,000.00	0.00	0.00	0.00	0.00	0.00	14,000.00	
ESPITA, JEFFREY A.	02-01101101-2017-12-02736	2017-12-29	10,000.00	10,000.00	0.00	0.00	0.00	0.00	0.00	10,000.00	
ESTRADA, MICHELLE BERDINE G.	02-01101101-2017-12-02736	2017-12-29	6,060.00	6,060.00	0.00	0.00	0.00	0.00	0.00	6,060.00	
EVANGELINE W. TORRES	02-01101101-2018-12-03289	2018-12-19	480.00	480.00	0.00	0.00	0.00	0.00	0.00	480.00	
EVE-JOY C. SULCA	02-01101101-2018-12-03289	2018-12-19	480.00	480.00	0.00	0.00	0.00	0.00	0.00	480.00	
EVELYN V. LIKIGAN	02-01101101-2018-12-03289	2018-12-19	480.00	480.00	0.00	0.00	0.00	0.00	0.00	480.00	
FALGUI'S RELIABLE TRADING & SERVICES	02-01101101-2021-12-02177	2021-12-31	6,000.00	6,000.00	0.00	0.00	0.00	6,000.00	0.00	0.00	
FAYCHAN, ADELBERT T.	02-01101101-2017-12-02735	2017-12-29	26,500.00	26,500.00	0.00	0.00	0.00	0.00	0.00	26,500.00	

AGING OF UNPAID OBLIGATION
As at December 31, 2022

Department: State Universities and Colleges (SUCs)
 Agency: Kalinga State University
 Operating Unit: N/A
 Organization Code (UACS): 08 019 0000000

Name of Creditors	Obligation Request and Status			AGING OF UNPAID OBLIGATION							
	Number	Date	Amount	Amount	90 days & below	91 to 180 days	181 to 270 days	271 to 365/366 days	More than 1 year but less than 2 years	More than 2 years	Remarks
1	2	3	4	5=(6+7+8+9+10+11)	6	7	8	9	10	11	12
FC ARCHTS CONSTRUCTION	02-01101101-2021-09-01330	2021-09-23	424,654.07	424,654.07	0.00	0.00	0.00	0.00	424,654.07	0.00	
FCT PUBLISHING, INC.	02-01101101-2020-12-01832	2020-12-28	76,500.00	76,500.00	0.00	0.00	0.00	0.00	0.00	76,500.00	
FELIPE, MARIA FE M.	02-01101101-2020-12-01839	2020-12-29	3,000.00	3,000.00	0.00	0.00	0.00	0.00	0.00	3,000.00	
FM AGROMIX & VETERINARY PHARMACY	02-01101101-2021-07-01006	2021-07-06	13,640.00	13,640.00	0.00	0.00	0.00	0.00	13,640.00	0.00	
FORDELYN B. ANGID	02-01101101-2021-12-02143	2021-12-31	10,784.68	10,784.68	0.00	0.00	0.00	10,784.68	0.00	0.00	
FRANCISCO, DIVINA N.	02-01101101-2017-12-02734	2017-12-29	3,230.00	3,230.00	0.00	0.00	0.00	0.00	0.00	3,230.00	
FREDA B. LIM	02-01101101-2021-10-01383	2021-10-07	2,849.00	2,849.00	0.00	0.00	0.00	0.00	2,849.00	0.00	
FREDA S. DATUL	02-01101101-2021-12-02152	2021-12-31	5,000.00	5,000.00	0.00	0.00	0.00	5,000.00	0.00	0.00	
FREDERICK BRAGANZA	02-01101101-2017-12-02661	2017-12-29	50,000.00	50,000.00	0.00	0.00	0.00	0.00	0.00	50,000.00	
FREDERICK D. BENCAN	02-01101101-2021-12-02156	2021-12-31	5,000.00	5,000.00	0.00	0.00	0.00	5,000.00	0.00	0.00	
GAAYON, LERMA A.	02-01101101-2017-12-02736	2017-12-29	6,060.00	6,060.00	0.00	0.00	0.00	0.00	0.00	6,060.00	
GALLAMASO, THIMOTHY V.	02-01101101-2020-12-01839	2020-12-29	3,000.00	3,000.00	0.00	0.00	0.00	0.00	0.00	3,000.00	
GALLAMOY, PRENCES JOY M.	02-01101101-2017-12-02736	2017-12-29	6,430.00	6,430.00	0.00	0.00	0.00	0.00	0.00	6,430.00	
GALWAGAO, JEMBOL B.	02-01101101-2017-12-02736	2017-12-29	6,160.00	6,160.00	0.00	0.00	0.00	0.00	0.00	6,160.00	
GAMAY, FAITH YIEVEZENY	02-01101101-2020-12-01839	2020-12-29	3,000.00	3,000.00	0.00	0.00	0.00	0.00	0.00	3,000.00	
GANAB, JUDY ANN S.	02-01101101-2017-12-02736	2017-12-29	4,830.00	4,830.00	0.00	0.00	0.00	0.00	0.00	4,830.00	
GARUNAY, JESRAEL P.	02-01101101-2017-12-02735	2017-12-29	14,225.00	14,225.00	0.00	0.00	0.00	0.00	0.00	14,225.00	
GAWIYON, ABSALUM D.	02-01101101-2017-12-02734	2017-12-29	14,000.00	14,000.00	0.00	0.00	0.00	0.00	0.00	14,000.00	
GAWIYON, ABSALUM D.	02-01101101-2017-12-02736	2017-12-29	10,000.00	10,000.00	0.00	0.00	0.00	0.00	0.00	10,000.00	
GAYUDAN, JEREMY D.	02-01101101-2017-12-02736	2017-12-29	4,010.00	4,010.00	0.00	0.00	0.00	0.00	0.00	4,010.00	
GEMMA B. WAGGAWAG	02-01101101-2021-12-02155	2021-12-31	4,545.45	4,545.45	0.00	0.00	0.00	4,545.45	0.00	0.00	
GERTRUDE JOY G. GAMONNAC	02-01101101-2021-12-02224	2021-12-31	57,600.00	57,600.00	0.00	0.00	0.00	57,600.00	0.00	0.00	
GHIRUME B. CASTRO	02-01101101-2021-12-02306	2021-12-31	900.00	900.00	0.00	0.00	0.00	900.00	0.00	0.00	
GLENN G. AMIYAN	02-01101101-2021-12-02195	2021-12-31	2,666.67	2,666.67	0.00	0.00	0.00	2,666.67	0.00	0.00	
GLOBE TELECOM, INC.	02-01101101-2021-12-02164	2021-12-31	2,713.65	2,713.65	0.00	0.00	0.00	2,713.65	0.00	0.00	
GLOBE TELECOM, INC.	02-01101101-2021-12-02165	2021-12-31	1,142.50	1,142.50	0.00	0.00	0.00	1,142.50	0.00	0.00	
GLOBE TELECOM, INC.	02-01101101-2021-12-02166	2021-12-31	6,874.16	6,874.16	0.00	0.00	0.00	6,874.16	0.00	0.00	
GNF GEN. MDSE	02-01101101-2017-12-02693	2017-12-29	24,000.00	24,000.00	0.00	0.00	0.00	0.00	0.00	24,000.00	
GNF GENERAL MERCHANDISE	02-01101101-2019-10-01628	2019-10-14	778,872.66	778,872.66	0.00	0.00	0.00	0.00	0.00	778,872.66	
GOLDEN ASIA AUTOMOTIVE BUILDERS, INC	02-01101101-2021-12-01979	2021-12-23	72,210.00	72,210.00	0.00	0.00	0.00	0.00	72,210.00	0.00	

AGING OF UNPAID OBLIGATION
As at December 31, 2022

Department: State Universities and Colleges (SUCs)
 Agency: Kalinga State University
 Operating Unit: N/A
 Organization Code (UACS): 08 019 0000000

Name of Creditors	Obligation Request and Status			AGING OF UNPAID OBLIGATION							
	Number	Date	Amount	Amount	90 days & below	91 to 180 days	181 to 270 days	271 to 365/366 days	More than 1 year but less than 2 years	More than 2 years	Remarks
1	2	3	4	5=(6+7+8+9+10+11)	6	7	8	9	10	11	12
GOLDEN BERRIES HOTEL & CONVENTION CENTER	02-01101101-2018-12-03365	2018-12-28	185,476.00	185,476.00	0.00	0.00	0.00	0.00	0.00	185,476.00	
GOLDEN BERRIES HOTEL & CONVENTION CENTER	02-01101101-2018-12-03368	2018-12-28	122,079.00	122,079.00	0.00	0.00	0.00	0.00	0.00	122,079.00	
GOLDEN BERRIES HOTEL & CONVENTION CENTER	02-01101101-2019-12-02056	2019-12-06	27,560.00	27,560.00	0.00	0.00	0.00	0.00	0.00	27,560.00	
GOLDEN BERRIES HOTEL & CONVENTION CENTER	02-01101101-2019-12-02344	2019-12-27	91,840.00	91,840.00	0.00	0.00	0.00	0.00	0.00	91,840.00	
GOLDEN BERRIES HOTEL & CONVENTION CENTER	02-01101101-2019-12-02356	2019-12-27	51,000.00	51,000.00	0.00	0.00	0.00	0.00	0.00	51,000.00	
GOLDEN BERRIES HOTEL & CONVENTION CENTER	02-01101101-2019-12-02359	2019-12-27	11,200.00	11,200.00	0.00	0.00	0.00	0.00	0.00	11,200.00	
GOLDEN BERRIES HOTEL & CONVENTION CENTER	02-01101101-2019-12-02360	2019-12-27	10,800.00	10,800.00	0.00	0.00	0.00	0.00	0.00	10,800.00	
GOLDEN BERRIES HOTEL & CONVENTION CENTER	02-01101101-2020-09-01100	2020-09-18	31,000.00	31,000.00	0.00	0.00	0.00	0.00	0.00	31,000.00	
GOLDEN BERRIES HOTEL & CONVENTION CENTER	02-01101101-2021-12-01822	2021-12-02	1,500.00	1,500.00	0.00	0.00	0.00	0.00	1,500.00	0.00	
GOLDEN BERRIES HOTEL & CONVENTION CENTER	02-01101101-2021-12-02081	2021-12-28	13,040.00	13,040.00	0.00	0.00	0.00	0.00	13,040.00	0.00	
GOLDEN BERRIES HOTEL & CONVENTION CENTER	02-01101101-2021-12-02212	2021-12-31	191,000.00	191,000.00	0.00	0.00	0.00	191,000.00	0.00	0.00	
GOLDEN OIL EXCHANGE GASOLINE STATION	02-01101101-2021-12-02192	2021-12-31	46,187.07	46,187.07	0.00	0.00	0.00	46,187.07	0.00	0.00	
GOLDEN PRESS	02-01101101-2020-12-01833	2020-12-28	76,000.00	76,000.00	0.00	0.00	0.00	0.00	0.00	76,000.00	
GONZALES, GRAIZELLE JOY M.	02-01101101-2017-12-02736	2017-12-28	6,730.00	6,730.00	0.00	0.00	0.00	0.00	0.00	6,730.00	
GOSANG, RICA A.	02-01101101-2017-12-02736	2017-12-29	6,260.00	6,260.00	0.00	0.00	0.00	0.00	0.00	6,260.00	
GOSE, DENNIS B.	02-01101101-2017-12-02736	2017-12-29	5,895.00	5,895.00	0.00	0.00	0.00	0.00	0.00	5,895.00	
GRACE ESMERALDA L. LOPEZ	02-01101101-2018-12-03289	2018-12-19	480.00	480.00	0.00	0.00	0.00	0.00	0.00	480.00	
GRAGASIN, MIKE	02-01101101-2020-12-01839	2020-12-29	3,000.00	3,000.00	0.00	0.00	0.00	0.00	0.00	3,000.00	
GRANEL, ZYRA LUV L.	02-01101101-2017-12-02735	2017-12-29	6,390.00	6,390.00	0.00	0.00	0.00	0.00	0.00	6,390.00	
GRETCHEN C. DAWATON	02-01101101-2018-12-03289	2018-12-19	480.00	480.00	0.00	0.00	0.00	0.00	0.00	480.00	

AGING OF UNPAID OBLIGATION
As at December 31, 2022

Department: State Universities and Colleges (SUCs)
 Agency: Kalinga State University
 Operating Unit: N/A
 Organization Code (UACS): 08 019 0000000

Name of Creditors	Obligation Request and Status			AGING OF UNPAID OBLIGATION							
	Number	Date	Amount	Amount	90 days & below	91 to 180 days	181 to 270 days	271 to 365/366 days	More than 1 year but less than 2 years	More than 2 years	Remarks
1	2	3	4	5=(6+7+8+9+10+11)	6	7	8	9	10	11	12
GRETHEN C. TUQUILAR	02-01101101-2018-12-03289	2018-12-19	480.00	480.00	0.00	0.00	0.00	0.00	0.00	480.00	
GRINGO S. SERION	02-01101101-2021-12-02250	2021-12-31	10,784.68	10,784.68	0.00	0.00	0.00	10,784.68	0.00	0.00	
GUBATANGA, ROGELIO JR.	02-01101101-2020-12-01839	2020-12-29	3,000.00	3,000.00	0.00	0.00	0.00	0.00	0.00	3,000.00	
GUIABAO, RUDY	02-01101101-2020-12-01839	2020-12-29	3,000.00	3,000.00	0.00	0.00	0.00	0.00	0.00	3,000.00	
GULINGAN, JAY-AR	02-01101101-2020-12-01839	2020-12-29	3,000.00	3,000.00	0.00	0.00	0.00	0.00	0.00	3,000.00	
GUMILAO, DHAFNEE KEITH S.	02-01101101-2017-12-02736	2017-12-29	4,830.00	4,830.00	0.00	0.00	0.00	0.00	0.00	4,830.00	
GUYAGOY, JAY MARK M.	02-01101101-2017-12-02734	2017-12-29	10,500.00	10,500.00	0.00	0.00	0.00	0.00	0.00	10,500.00	
GUYANG, SEGUNDINA	02-01101101-2020-12-01839	2020-12-29	3,000.00	3,000.00	0.00	0.00	0.00	0.00	0.00	3,000.00	
HELEN B. ORAP	02-01101101-2021-12-02184	2021-12-31	12,784.50	12,784.50	0.00	0.00	0.00	12,784.50	0.00	0.00	
HENRY P. BILAN	02-01101101-2018-12-03289	2018-12-19	480.00	480.00	0.00	0.00	0.00	0.00	0.00	480.00	
HILDA G. BONGGAWON	02-01101101-2021-12-02150	2021-12-31	5,000.00	5,000.00	0.00	0.00	0.00	5,000.00	0.00	0.00	
HOMER B. BALLOD	02-01101101-2021-12-02301	2021-12-31	6,500.00	6,500.00	0.00	0.00	0.00	6,500.00	0.00	0.00	
HONEY GAIL PACAS	02-01101101-2021-12-02217	2021-12-31	1,000.00	1,000.00	0.00	0.00	0.00	1,000.00	0.00	0.00	
IGLESIAS, JHUDY RICO B.	02-01101101-2017-12-02735	2017-12-29	30,000.00	30,000.00	0.00	0.00	0.00	0.00	0.00	30,000.00	
INNOVE COMMUNICATIONS, INC.	02-01101101-2021-12-02118	2021-12-29	96,430.69	96,430.69	0.00	0.00	0.00	0.00	96,430.69	0.00	
INNOVE COMMUNICATIONS, INC.	02-01101101-2021-12-02178	2021-12-31	81,076.56	81,076.56	0.00	0.00	0.00	81,076.56	0.00	0.00	
INNOVE COMMUNICATIONS, INC.	02-01101101-2021-12-02179	2021-12-31	55,836.54	55,836.54	0.00	0.00	0.00	55,836.54	0.00	0.00	
IRENE ANGWAY	02-01101101-2021-12-02248	2021-12-31	15,300.00	15,300.00	0.00	0.00	0.00	15,300.00	0.00	0.00	
IRENE M. DAGUASI	02-01101101-2021-10-01387	2021-10-07	2,849.00	2,849.00	0.00	0.00	0.00	0.00	2,849.00	0.00	
ISAIAH G. PATONG	02-01101101-2018-12-03289	2018-12-19	480.00	480.00	0.00	0.00	0.00	0.00	0.00	480.00	
J. MARTIN TIRES AND BATTERRIES	02-01101101-2021-12-02241	2021-12-31	48,760.00	48,760.00	0.00	0.00	0.00	48,760.00	0.00	0.00	
J. PERALTA ENTERPRISES	02-01101101-2020-12-01880	2020-12-29	33,000.00	33,000.00	0.00	0.00	0.00	0.00	0.00	33,000.00	
JACS ENTERPRISE	02-01101101-2021-08-01181	2021-08-11	4,600.00	4,600.00	0.00	0.00	0.00	0.00	4,600.00	0.00	
JACS ENTERPRISES	02-01101101-2020-12-01881	2020-12-29	46,800.00	46,800.00	0.00	0.00	0.00	0.00	0.00	46,800.00	
JACS ENTERPRISES	02-01101101-2021-12-02245	2021-12-31	182,000.00	182,000.00	0.00	0.00	0.00	182,000.00	0.00	0.00	
JALLORINA, MAE ANN GRACE C.	02-01101101-2017-12-02735	2017-12-29	15,975.00	15,975.00	0.00	0.00	0.00	0.00	0.00	15,975.00	
JAMESON L. LOPEZ	02-01101101-2018-08-01612	2018-08-06	4,219.00	4,219.00	0.00	0.00	0.00	0.00	0.00	4,219.00	
JANETTE P. CALIMAG	02-01101101-2021-10-01390	2021-10-07	2,849.00	2,849.00	0.00	0.00	0.00	0.00	2,849.00	0.00	
JAYHAN C. SARNE	02-01101101-2021-10-01386	2021-10-07	2,849.00	2,849.00	0.00	0.00	0.00	0.00	2,849.00	0.00	
JEFFERSON DUGAYON	02-01101101-2021-12-02186	2021-12-31	5,000.00	5,000.00	0.00	0.00	0.00	5,000.00	0.00	0.00	
JEMALYN GRACE T. MENDOZA	02-01101101-2021-12-01880	2021-12-09	700.00	700.00	0.00	0.00	0.00	0.00	700.00	0.00	
JEMELYN W. MAGSILAO	02-01101101-2021-12-02163	2021-12-31	5,000.00	5,000.00	0.00	0.00	0.00	5,000.00	0.00	0.00	

AGING OF UNPAID OBLIGATION
As at December 31, 2022

Department: State Universities and Colleges (SUCs)
 Agency: Kalinga State University
 Operating Unit: N/A
 Organization Code (UACS): 08 019 0000000

Name of Creditors	Obligation Request and Status			AGING OF UNPAID OBLIGATION							
	Number	Date	Amount	Amount	90 days & below	91 to 180 days	181 to 270 days	271 to 365/366 days	More than 1 year but less than 2 years	More than 2 years	Remarks
1	2	3	4	5=(6+7+8+9+10+11)	6	7	8	9	10	11	12
JENNYLYN B. SUYU	02-01101101-2021-12-02151	2021-12-31	5,000.00	5,000.00	0.00	0.00	0.00	5,000.00	0.00	0.00	
JEOMARE M. TUMAMMAN	02-01101101-2021-12-02173	2021-12-31	5,000.00	5,000.00	0.00	0.00	0.00	5,000.00	0.00	0.00	
JERALD D. DALOWOG	02-01101101-2021-12-02201	2021-12-31	2,000.00	2,000.00	0.00	0.00	0.00	2,000.00	0.00	0.00	
JEREMIAH A. ANGALAO	02-01101101-2020-12-01883	2020-12-29	3,000.00	3,000.00	0.00	0.00	0.00	0.00	0.00	3,000.00	
JEROME WAYAWAY	02-01101101-2020-12-01893	2020-12-29	3,000.00	3,000.00	0.00	0.00	0.00	0.00	0.00	3,000.00	
JIMMY B. TIMMANGO	02-01101101-2021-12-02203	2021-12-31	5,000.00	5,000.00	0.00	0.00	0.00	5,000.00	0.00	0.00	
JM IBAÑEZ ENTERPRISE	02-01101101-2021-12-02049	2021-12-27	2,500.00	2,500.00	0.00	0.00	0.00	0.00	2,500.00	0.00	
JM IBAÑEZ ENTERPRISE	02-01101101-2021-12-02107	2021-12-29	8,103.00	8,103.00	0.00	0.00	0.00	0.00	8,103.00	0.00	
JM IBAÑEZ ENTERPRISE	02-01101101-2021-12-02125	2021-12-31	37,950.00	37,950.00	0.00	0.00	0.00	37,950.00	0.00	0.00	
JM IBAÑEZ ENTERPRISE	02-01101101-2021-12-02219	2021-12-31	9,595.00	9,595.00	0.00	0.00	0.00	9,595.00	0.00	0.00	
JM IBAÑEZ ENTERPRISE	02-01101101-2021-12-02221	2021-12-31	43,120.00	43,120.00	0.00	0.00	0.00	43,120.00	0.00	0.00	
JM IBAÑEZ ENTERPRISE	02-01101101-2021-12-02230	2021-12-31	21,000.00	21,000.00	0.00	0.00	0.00	21,000.00	0.00	0.00	
JM IBAÑEZ ENTERPRISE	02-01101101-2021-12-02266	2021-12-31	138,000.00	138,000.00	0.00	0.00	0.00	138,000.00	0.00	0.00	
JM IBAÑEZ ENTERPRISE	02-01101101-2021-12-02286	2021-12-31	5,500.00	5,500.00	0.00	0.00	0.00	5,500.00	0.00	0.00	
JM IBAÑEZ ENTERPRISES	02-01101101-2020-11-01469	2020-11-27	1,645.00	1,645.00	0.00	0.00	0.00	0.00	0.00	1,645.00	
JM IBAÑEZ ENTERPRISES	02-01101101-2020-12-01807	2020-12-23	21,000.00	21,000.00	0.00	0.00	0.00	0.00	0.00	21,000.00	
JM IBAÑEZ ENTERPRISES	02-01101101-2020-12-01843	2020-12-29	4,868.00	4,868.00	0.00	0.00	0.00	0.00	0.00	4,868.00	
JM IBAÑEZ ENTERPRISES	02-01101101-2020-12-01844	2020-12-29	3,770.00	3,770.00	0.00	0.00	0.00	0.00	0.00	3,770.00	
JM IBAÑEZ ENTERPRISES	02-01101101-2020-12-01873	2020-12-29	25,000.00	25,000.00	0.00	0.00	0.00	0.00	0.00	25,000.00	
JM IBAÑEZ ENTERPRISES	02-01101101-2020-12-01874	2020-12-29	26,500.00	26,500.00	0.00	0.00	0.00	0.00	0.00	26,500.00	
JOAN Y. KILOY	02-01101101-2021-12-02193	2021-12-31	5,000.00	5,000.00	0.00	0.00	0.00	5,000.00	0.00	0.00	
JOHN JOHN C. VENUS	02-01101101-2018-07-01429	2018-07-11	960.00	960.00	0.00	0.00	0.00	0.00	0.00	960.00	
JOHNNY D. WAYET	02-01101101-2018-11-02633	2018-11-09	1,840.00	1,840.00	0.00	0.00	0.00	0.00	0.00	1,840.00	
JOHNNY D. WAYET	02-01101101-2021-12-02252	2021-12-31	7,200.00	7,200.00	0.00	0.00	0.00	7,200.00	0.00	0.00	
JOHNNY N. DULAG	02-01101101-2021-12-02200	2021-12-31	4,000.00	4,000.00	0.00	0.00	0.00	4,000.00	0.00	0.00	
JOVELYN P. SUMA-AL	02-01101101-2018-12-03289	2018-12-19	480.00	480.00	0.00	0.00	0.00	0.00	0.00	480.00	
JOVELYN P. SUMA-AL	02-01101101-2021-10-01389	2021-10-07	2,849.00	2,849.00	0.00	0.00	0.00	0.00	2,849.00	0.00	
JULIANA ACLAM	02-01101101-2021-12-02185	2021-12-31	15,575.78	15,575.78	0.00	0.00	0.00	15,575.78	0.00	0.00	
JZ I.T. SOLUTIONS	02-01101101-2021-11-01641	2021-11-11	2,500.00	2,500.00	0.00	0.00	0.00	0.00	2,500.00	0.00	
JZ I.T. SOLUTIONS	02-01101101-2021-11-01643	2021-11-11	922,441.00	922,441.00	0.00	0.00	0.00	0.00	922,441.00	0.00	
JZ I.T. SOLUTIONS	02-01101101-2021-11-01717	2021-11-19	118,300.00	118,300.00	0.00	0.00	0.00	0.00	118,300.00	0.00	

AGING OF UNPAID OBLIGATION
As at December 31, 2022

Department: State Universities and Colleges (SUCs)
 Agency: Kalinga State University
 Operating Unit: N/A
 Organization Code (UACS): 08 019 0000000

Name of Creditors	Obligation Request and Status			AGING OF UNPAID OBLIGATION							
	Number	Date	Amount	Amount	90 days & below	91 to 180 days	181 to 270 days	271 to 365/366 days	More than 1 year but less than 2 years	More than 2 years	Remarks
1	2	3	4	5=(6+7+8+9+10+11)	6	7	8	9	10	11	12
KALINGA-APAYAO ELECTRIC COOPERATIVE, INC.	02-01101101-2021-12-02142	2021-12-31	223,786.76	223,786.76	0.00	0.00	0.00	223,786.76	0.00	0.00	
KALINGA PRINTING PRESS & GEN. MDSE.	02-01101101-2018-09-02033	2018-09-11	4,500.00	4,500.00	0.00	0.00	0.00	0.00	0.00	4,500.00	
KALINGA PRINTING PRESS & GEN MDSE	02-01101101-2020-06-00755	2020-06-30	3,035.00	3,035.00	0.00	0.00	0.00	0.00	0.00	3,035.00	
KALINGA PRINTING PRESS & GEN MDSE	02-01101101-2020-08-00970	2020-08-13	700.00	700.00	0.00	0.00	0.00	0.00	0.00	700.00	
KALINGA PRINTING PRESS & GEN MDSE	02-01101101-2020-10-01271	2020-10-21	2,025.00	2,025.00	0.00	0.00	0.00	0.00	0.00	2,025.00	
KALINGA PRINTING PRESS & GEN MDSE	02-01101101-2020-10-01272	2020-10-21	3,168.00	3,168.00	0.00	0.00	0.00	0.00	0.00	3,168.00	
KALINGA PRINTING PRESS & GEN MDSE	02-01101101-2020-11-01380	2020-11-10	1,650,805.00	1,650,805.00	0.00	0.00	0.00	0.00	0.00	1,650,805.00	
KALINGA PRINTING PRESS & GEN MDSE	02-01101101-2020-12-01593	2020-12-11	3,200.00	3,200.00	0.00	0.00	0.00	0.00	0.00	3,200.00	
KALINGA PRINTING PRESS & GEN MDSE	02-01101101-2020-12-01596	2020-12-11	2,570.00	2,570.00	0.00	0.00	0.00	0.00	0.00	2,570.00	
KALINGA PRINTING PRESS & GEN MDSE	02-01101101-2020-12-01842	2020-12-29	2,880.00	2,880.00	0.00	0.00	0.00	0.00	0.00	2,880.00	
KALINGA PRINTING PRESS & GEN MDSE	02-01101101-2020-12-01867	2020-12-29	49,820.00	49,820.00	0.00	0.00	0.00	0.00	0.00	49,820.00	
KALINGA PRINTING PRESS & GEN MDSE	02-01101101-2020-12-01868	2020-12-29	18,650.00	18,650.00	0.00	0.00	0.00	0.00	0.00	18,650.00	
KALINGA PRINTING PRESS AND GEN MDSE	02-01101101-2021-12-01799	2021-12-01	3,510.00	3,510.00	0.00	0.00	0.00	0.00	3,510.00	0.00	
KALINGA PRINTING PRESS AND GEN MDSE	02-01101101-2021-12-01921	2021-12-15	21,000.00	21,000.00	0.00	0.00	0.00	0.00	21,000.00	0.00	
KALINGA PRINTING PRESS AND GEN MDSE	02-01101101-2021-12-02106	2021-12-29	22,000.00	22,000.00	0.00	0.00	0.00	0.00	22,000.00	0.00	
KALINGA PRINTING PRESS AND GEN MDSE	02-01101101-2021-12-02129	2021-12-31	21,385.00	21,385.00	0.00	0.00	0.00	21,385.00	0.00	0.00	

AGING OF UNPAID OBLIGATION
As at December 31, 2022

Department: State Universities and Colleges (SUCs)
 Agency: Kalinga State University
 Operating Unit: N/A
 Organization Code (UACS): 08 019 0000000

Name of Creditors	Obligation Request and Status			AGING OF UNPAID OBLIGATION							
	Number	Date	Amount	Amount	90 days & below	91 to 180 days	181 to 270 days	271 to 365/366 days	More than 1 year but less than 2 years	More than 2 years	Remarks
1	2	3	4	5=(6+7+8+9+10+11)	6	7	8	9	10	11	12
KALINGA PRINTING PRESS AND GEN MDSE	02-01101101-2021-12-02262	2021-12-31	9,600.00	9,600.00	0.00	0.00	0.00	9,600.00	0.00	0.00	
KALINGA PRINTING PRESS AND GEN MDSE	02-01101101-2021-12-02263	2021-12-31	19,200.00	19,200.00	0.00	0.00	0.00	19,200.00	0.00	0.00	
KALINGA PRINTING PRESS AND GEN MDSE	02-01101101-2021-12-02267	2021-12-31	32,700.00	32,700.00	0.00	0.00	0.00	32,700.00	0.00	0.00	
KALINGA PRINTING PRESS AND GEN MDSE	02-01101101-2021-12-02279	2021-12-31	4,200.00	4,200.00	0.00	0.00	0.00	4,200.00	0.00	0.00	
KALINGA STATE UNIVERSITY BAO (Account No. 1052-1076-91)	02-01101101-2021-12-02102	2021-12-28	10,010.00	10,010.00	0.00	0.00	0.00	0.00	10,010.00	0.00	
KALINGA STATE UNIVERSITY BAO (Account No. 1052-1076-91)	02-01101101-2021-12-02141	2021-12-31	90,000.00	90,000.00	0.00	0.00	0.00	90,000.00	0.00	0.00	
KALINGA STATE UNIVERSITY BAO (Account No. 1052-1076-91)	02-01101101-2021-12-02145	2021-12-31	111,500.00	111,500.00	0.00	0.00	0.00	111,500.00	0.00	0.00	
KALING PRINTING PRESS	02-01101101-2021-12-02123	2021-12-31	4,680.00	4,680.00	0.00	0.00	0.00	4,680.00	0.00	0.00	
KAT'S PRINTING SHOP	02-01101101-2020-12-01840	2020-12-29	61,650.00	61,650.00	0.00	0.00	0.00	0.00	0.00	61,650.00	
KAT'S PRINTING SHOP	02-01101101-2021-12-02115	2021-12-29	106,500.00	106,500.00	0.00	0.00	0.00	0.00	106,500.00	0.00	
KAT'S PRINTING SHOP	02-01101101-2021-12-02119	2021-12-29	33,500.00	33,500.00	0.00	0.00	0.00	0.00	33,500.00	0.00	
KAT'S PRINTING SHOP	02-01101101-2021-12-02124	2021-12-31	13,350.00	13,350.00	0.00	0.00	0.00	13,350.00	0.00	0.00	
KIMMONGO GENERAL MERCHANDISE	02-01101101-2020-12-01806	2020-12-23	3,100.00	3,100.00	0.00	0.00	0.00	0.00	0.00	3,100.00	
KIMMONGO GENERAL MERCHANDISE	02-01101101-2020-12-01876	2020-12-29	40,000.00	40,000.00	0.00	0.00	0.00	0.00	0.00	40,000.00	
KIMMONGO GENERAL MERCHANDISE	02-01101101-2021-07-01108	2021-07-29	14,260.00	14,260.00	0.00	0.00	0.00	0.00	14,260.00	0.00	
KIMMONGO GENERAL MERCHANDISE	02-01101101-2021-11-01577	2021-11-10	13,160.00	13,160.00	0.00	0.00	0.00	0.00	13,160.00	0.00	
KIMMONGO GENERAL MERCHANDISE	02-01101101-2021-11-01775	2021-11-26	5,640.00	5,640.00	0.00	0.00	0.00	0.00	5,640.00	0.00	
KIMMONGO GENERAL MERCHANDISE	02-01101101-2021-12-01977	2021-12-21	7,900.00	7,900.00	0.00	0.00	0.00	0.00	7,900.00	0.00	

AGING OF UNPAID OBLIGATION
As at December 31, 2022

Department: State Universities and Colleges (SUCs)
 Agency: Kalinga State University
 Operating Unit: N/A
 Organization Code (UACS): 08 019 0000000

Name of Creditors	Obligation Request and Status			AGING OF UNPAID OBLIGATION							
	Number	Date	Amount	Amount	90 days & below	91 to 180 days	181 to 270 days	271 to 365/366 days	More than 1 year but less than 2 years	More than 2 years	Remarks
1	2	3	4	5=(6+7+8+9+10+11)	6	7	8	9	10	11	12
KIMMONGO GENERAL MERCHANDISE	02-01101101-2021-12-01990	2021-12-23	7,800.00	7,800.00	0.00	0.00	0.00	0.00	7,800.00	0.00	
KIMMONGO GENERAL MERCHANDISE	02-01101101-2021-12-02048	2021-12-27	1,250.00	1,250.00	0.00	0.00	0.00	0.00	1,250.00	0.00	
KIMMONGO GENERAL MERCHANDISE	02-01101101-2021-12-02121	2021-12-29	14,000.00	14,000.00	0.00	0.00	0.00	0.00	14,000.00	0.00	
KIMMONGO GENERAL MERCHANDISE	02-01101101-2021-12-02139	2021-12-31	2,650.00	2,650.00	0.00	0.00	0.00	2,650.00	0.00	0.00	
KIMMONGO GENERAL MERCHANDISE	02-01101101-2021-12-02176	2021-12-31	153,850.00	153,850.00	0.00	0.00	0.00	153,850.00	0.00	0.00	
KIMMONGO GENERAL MERCHANDISE	02-01101101-2021-12-02207	2021-12-31	6,050.00	6,050.00	0.00	0.00	0.00	6,050.00	0.00	0.00	
KIMMONGO GENERAL MERCHANDISE	02-01101101-2021-12-02211	2021-12-31	1,600.00	1,600.00	0.00	0.00	0.00	1,600.00	0.00	0.00	
KIMMONGO GENERAL MERCHANDISE	02-01101101-2021-12-02218	2021-12-31	21,475.00	21,475.00	0.00	0.00	0.00	21,475.00	0.00	0.00	
KIMMONGO GENERAL MERCHANDISE	02-01101101-2021-12-02222	2021-12-31	7,412.00	7,412.00	0.00	0.00	0.00	7,412.00	0.00	0.00	
KIMMONGO GENERAL MERCHANDISE	02-01101101-2021-12-02232	2021-12-31	57,900.00	57,900.00	0.00	0.00	0.00	57,900.00	0.00	0.00	
KIMMONGO GENERAL MERCHANDISE	02-01101101-2021-12-02264	2021-12-31	7,340.00	7,340.00	0.00	0.00	0.00	7,340.00	0.00	0.00	
KIMMONGO GENERAL MERCHANDISE	02-01101101-2021-12-02276	2021-12-31	117,000.00	117,000.00	0.00	0.00	0.00	117,000.00	0.00	0.00	
KIMMONGO GENERAL MERCHANDISE	02-01101101-2021-12-02285	2021-12-31	26,000.00	26,000.00	0.00	0.00	0.00	26,000.00	0.00	0.00	
KING'S HARDWARE & GEN. MDSE	02-01101101-2018-08-01814	2018-08-16	734.00	734.00	0.00	0.00	0.00	0.00	0.00	734.00	
KINGSQUARE BAYLE SUPERMART CORPORATION	02-01101101-2020-04-00522	2020-04-22	142,880.00	142,880.00	0.00	0.00	0.00	0.00	0.00	142,880.00	
KINGSQUARE BAYLE SUPERMART CORPORATION	02-01101101-2020-04-00523	2020-04-22	29,000.00	29,000.00	0.00	0.00	0.00	0.00	0.00	29,000.00	

AGING OF UNPAID OBLIGATION
As at December 31, 2022

Department: State Universities and Colleges (SUCs)
 Agency: Kalinga State University
 Operating Unit: N/A
 Organization Code (UACS): 08 019 0000000

Name of Creditors	Obligation Request and Status			AGING OF UNPAID OBLIGATION							
	Number	Date	Amount	Amount	90 days & below	91 to 180 days	181 to 270 days	271 to 365/366 days	More than 1 year but less than 2 years	More than 2 years	Remarks
1	2	3	4	5=(6+7+8+9+10+11)	6	7	8	9	10	11	12
KINGSQUARE BAYLE SUPERMART CORPORATION	02-01101101-2020-04-00524	2020-04-22	56,500.00	56,500.00	0.00	0.00	0.00	0.00	0.00	56,500.00	
KINGSQUARE BAYLE SUPERMART CORPORATION	02-01101101-2020-07-00858	2020-07-17	17,710.00	17,710.00	0.00	0.00	0.00	0.00	0.00	17,710.00	
KINGSQUARE BAYLE SUPERMART CORPORATION	02-01101101-2020-12-01727	2020-12-22	13,000.00	13,000.00	0.00	0.00	0.00	0.00	0.00	13,000.00	
KINGSQUARE DAVIDSON HOTEL & RESTAURANT	02-01101101-2018-11-02586	2018-11-07	59,370.00	59,370.00	0.00	0.00	0.00	0.00	0.00	59,370.00	
KINGSQUARE DAVIDSON HOTEL & RESTAURANT INC.	02-01101101-2019-02-00243	2019-02-28	12,750.00	12,750.00	0.00	0.00	0.00	0.00	0.00	12,750.00	
KINGSQUARE DAVIDSON HOTEL AND RESTAURANT	02-01101101-2021-08-01176	2021-08-10	81,300.00	81,300.00	0.00	0.00	0.00	0.00	81,300.00	0.00	
KINWA ETNIKA HANDICRAFTS	02-01101101-2021-12-01954	2021-12-17	33,600.00	33,600.00	0.00	0.00	0.00	0.00	33,600.00	0.00	
KISOB, MITCH A.	02-01101101-2017-12-02736	2017-12-29	5,830.00	5,830.00	0.00	0.00	0.00	0.00	0.00	5,830.00	
KSU BAO	02-01101101-2019-12-02329	2019-12-27	7,000.00	7,000.00	0.00	0.00	0.00	0.00	0.00	7,000.00	
KSU BAO	02-01101101-2019-12-02332	2019-12-27	35,000.00	35,000.00	0.00	0.00	0.00	0.00	0.00	35,000.00	
LAARNI B. VELASCO	02-01101101-2018-12-03289	2018-12-19	480.00	480.00	0.00	0.00	0.00	0.00	0.00	480.00	
LAKISA, REX	02-01101101-2020-12-01839	2020-12-29	3,000.00	3,000.00	0.00	0.00	0.00	0.00	0.00	3,000.00	
LAMBAYONG, NICKOLSON I.	02-01101101-2017-12-02734	2017-12-29	14,000.00	14,000.00	0.00	0.00	0.00	0.00	0.00	14,000.00	
LAMBAYONG, NICKOLSON I.	02-01101101-2017-12-02736	2017-12-29	10,000.00	10,000.00	0.00	0.00	0.00	0.00	0.00	10,000.00	
LANDBANK OF THE PHILIPPINES	02-01101101-2021-12-02140	2021-12-31	773,000.00	773,000.00	0.00	0.00	0.00	773,000.00	0.00	0.00	
LANDBANK OF THE PHILIPPINES	02-01101101-2021-12-02215	2021-12-31	1,044,500.00	1,044,500.00	0.00	0.00	0.00	1,044,500.00	0.00	0.00	
LAND BANK OF THE PHILIPPINES	01-01101101-2018-07-01412	2018-07-09	3,395.90	3,395.90	0.00	0.00	0.00	0.00	0.00	3,395.90	
LANDISAN, SUSAN M.	02-01101101-2020-12-01839	2020-12-29	3,000.00	3,000.00	0.00	0.00	0.00	0.00	0.00	3,000.00	
LAND TRANSPORTATION OFFICE	02-01101101-2018-08-01857	2018-08-24	2,429.06	2,429.06	0.00	0.00	0.00	0.00	0.00	2,429.06	
LAND TRANSPORTATION OFFICE	02-01101101-2018-09-02051	2018-09-12	800.00	800.00	0.00	0.00	0.00	0.00	0.00	800.00	
LASTIMOSA, CHERALYN L.	02-01101101-2017-12-02736	2017-12-29	6,230.00	6,230.00	0.00	0.00	0.00	0.00	0.00	6,230.00	
LAS VEGAS HOTEL & RESTAURANT	02-01101101-2021-05-00779	2021-05-26	12,300.00	12,300.00	0.00	0.00	0.00	0.00	12,300.00	0.00	
LAS VEGAS HOTEL & RESTAURANT	02-01101101-2021-08-01158	2021-08-09	16,232.00	16,232.00	0.00	0.00	0.00	0.00	16,232.00	0.00	
LAS VEGAS HOTEL & RESTAURANT	02-01101101-2021-08-01229	2021-08-25	46,500.00	46,500.00	0.00	0.00	0.00	0.00	46,500.00	0.00	
LAS VEGAS HOTEL & RESTAURANT	02-01101101-2021-11-01580	2021-11-10	84,450.00	84,450.00	0.00	0.00	0.00	0.00	84,450.00	0.00	
LAS VEGAS HOTEL & RESTAURANT	02-01101101-2021-11-01759	2021-11-24	27,100.00	27,100.00	0.00	0.00	0.00	0.00	27,100.00	0.00	

AGING OF UNPAID OBLIGATION
As at December 31, 2022

Department: State Universities and Colleges (SUCs)
 Agency: Kalinga State University
 Operating Unit: N/A
 Organization Code (UACS): 08 019 0000000

Name of Creditors	Obligation Request and Status			AGING OF UNPAID OBLIGATION							
	Number	Date	Amount	Amount	90 days & below	91 to 180 days	181 to 270 days	271 to 365/366 days	More than 1 year but less than 2 years	More than 2 years	Remarks
1	2	3	4	5=(6+7+8+9+10+11)	6	7	8	9	10	11	12
LAS VEGAS HOTEL & RESTAURANT	02-01101101-2021-11-01760	2021-11-24	24,920.00	24,920.00	0.00	0.00	0.00	0.00	24,920.00	0.00	
LAS VEGAS HOTEL & RESTAURANT	02-01101101-2021-12-01843	2021-12-07	83,050.00	83,050.00	0.00	0.00	0.00	0.00	83,050.00	0.00	
LAS VEGAS HOTEL & RESTAURANT	02-01101101-2021-12-02128	2021-12-31	61,260.00	61,260.00	0.00	0.00	0.00	61,260.00	0.00	0.00	
LATAWAN DRUGSTORE & GENERAL MERCHANDISE	02-01101101-2020-10-01258	2020-10-20	3,255.15	3,255.15	0.00	0.00	0.00	0.00	0.00	3,255.15	
LATAWAN DRUGSTORE AND GEN MDSE	02-01101101-2021-11-01579	2021-11-10	3,171.90	3,171.90	0.00	0.00	0.00	0.00	3,171.90	0.00	
LATAWAN DRUGSTORE AND GEN MDSE	02-01101101-2021-11-01699	2021-11-18	7,766.96	7,766.96	0.00	0.00	0.00	0.00	7,766.96	0.00	
LATAWAN DRUGSTORE AND GEN MDSE	02-01101101-2021-11-01795	2021-11-29	1,844.79	1,844.79	0.00	0.00	0.00	0.00	1,844.79	0.00	
LATAWAN DRUGSTORE AND GEN MDSE	02-01101101-2021-12-01888	2021-12-10	712.47	712.47	0.00	0.00	0.00	0.00	712.47	0.00	
LATAWAN DRUGSTORE AND GEN MDSE	02-01101101-2021-12-02265	2021-12-31	1,622.92	1,622.92	0.00	0.00	0.00	1,622.92	0.00	0.00	
LATAWAN DRUGSTORE AND GEN MDSE	02-01101101-2021-12-02302	2021-12-31	4,337.50	4,337.50	0.00	0.00	0.00	4,337.50	0.00	0.00	
LAWAD, MARKQUIN	02-01101101-2020-12-01839	2020-12-29	3,000.00	3,000.00	0.00	0.00	0.00	0.00	0.00	3,000.00	
LAWAGAN, JOANNALYN L.	02-01101101-2020-12-01839	2020-12-29	3,000.00	3,000.00	0.00	0.00	0.00	0.00	0.00	3,000.00	
LAWAGAN, VANESA T.	02-01101101-2017-12-02736	2017-12-29	6,060.00	6,060.00	0.00	0.00	0.00	0.00	0.00	6,060.00	
LIBTECH SOURCE PHILIPPINES INC.	02-01101101-2021-11-01716	2021-11-19	174,720.00	174,720.00	0.00	0.00	0.00	0.00	174,720.00	0.00	
LICAYCAY, RIZEL M.	02-01101101-2017-12-02736	2017-12-29	7,530.00	7,530.00	0.00	0.00	0.00	0.00	0.00	7,530.00	
LIGHTHOUSE COOPERATIVE	02-01101101-2019-11-01786	2019-11-07	13,500.00	13,500.00	0.00	0.00	0.00	0.00	0.00	13,500.00	
LIGHTHOUSE COOPERATIVE	02-01101101-2021-12-02082	2021-12-28	34,650.00	34,650.00	0.00	0.00	0.00	0.00	34,650.00	0.00	
LIMTO, JUDY ANN A.	02-01101101-2017-12-02736	2017-12-29	7,230.00	7,230.00	0.00	0.00	0.00	0.00	0.00	7,230.00	
LISALIS, EVERLYN B.	02-01101101-2017-12-02736	2017-12-29	7,530.00	7,530.00	0.00	0.00	0.00	0.00	0.00	7,530.00	
LISALIS, MARITES B.	02-01101101-2017-12-02736	2017-12-29	6,730.00	6,730.00	0.00	0.00	0.00	0.00	0.00	6,730.00	
LJF GLASS & ALUMINUM AND GENERAL MERCHANDISE	02-01101101-2021-12-02122	2021-12-29	362,750.00	362,750.00	0.00	0.00	0.00	0.00	362,750.00	0.00	
LOÑEZ, RHONEL V.	02-01101101-2020-12-01839	2020-12-29	3,000.00	3,000.00	0.00	0.00	0.00	0.00	0.00	3,000.00	
LONEZA CARBONEL	02-01101101-2017-11-02054	2017-11-03	1,920.00	1,920.00	0.00	0.00	0.00	0.00	0.00	1,920.00	
LONEZA G. CARBONEL	02-01101101-2018-11-02918	2018-11-28	6,660.00	6,660.00	0.00	0.00	0.00	0.00	0.00	6,660.00	

AGING OF UNPAID OBLIGATION
As at December 31, 2022

Department: State Universities and Colleges (SUCs)
 Agency: Kalinga State University
 Operating Unit: N/A
 Organization Code (UACS): 08 019 0000000

Name of Creditors	Obligation Request and Status			AGING OF UNPAID OBLIGATION							
	Number	Date	Amount	Amount	90 days & below	91 to 180 days	181 to 270 days	271 to 365/366 days	More than 1 year but less than 2 years	More than 2 years	Remarks
1	2	3	4	5=(6+7+8+9+10+11)	6	7	8	9	10	11	12
LORENZO ELECTRONICS	02-01101101-2021-12-02297	2021-12-31	5,500.00	5,500.00	0.00	0.00	0.00	5,500.00	0.00	0.00	
LOURDES A. ANGALAO	02-01101101-2018-12-03289	2018-12-19	480.00	480.00	0.00	0.00	0.00	0.00	0.00	480.00	
LUIS, ANGELICA D.	02-01101101-2017-12-02736	2017-12-29	760.00	760.00	0.00	0.00	0.00	0.00	0.00	760.00	
LUMIOAN, ELIZABETH	02-01101101-2020-12-01839	2020-12-29	3,000.00	3,000.00	0.00	0.00	0.00	0.00	0.00	3,000.00	
LUNANG, TYRON Q.	02-01101101-2017-12-02735	2017-12-29	30,000.00	30,000.00	0.00	0.00	0.00	0.00	0.00	30,000.00	
LUPA, BABYLYN L.	02-01101101-2017-12-02736	2017-12-29	6,530.00	6,530.00	0.00	0.00	0.00	0.00	0.00	6,530.00	
LUZVIMINDA C. BASNIC	02-01101101-2018-12-03289	2018-12-19	480.00	480.00	0.00	0.00	0.00	0.00	0.00	480.00	
LYNLYN M. BAWAGAN	02-01101101-2018-12-03289	2018-12-19	480.00	480.00	0.00	0.00	0.00	0.00	0.00	480.00	
MACAIBA, CHRISHEL A.	02-01101101-2017-12-02736	2017-12-29	5,035.00	5,035.00	0.00	0.00	0.00	0.00	0.00	5,035.00	
MACASADDOG, JAYMAR C.	02-01101101-2017-12-02736	2017-12-29	4,695.00	4,695.00	0.00	0.00	0.00	0.00	0.00	4,695.00	
MAGALA, CLOYD VINCENT M.	02-01101101-2020-12-01839	2020-12-29	2,000.00	2,000.00	0.00	0.00	0.00	0.00	0.00	2,000.00	
MAGSILAO, JEMELYN	02-01101101-2020-12-01839	2020-12-29	3,000.00	3,000.00	0.00	0.00	0.00	0.00	0.00	3,000.00	
MALABONG CONSTRUCTION SUPPLY	02-01101101-2021-06-00827	2021-06-07	1,040.00	1,040.00	0.00	0.00	0.00	0.00	1,040.00	0.00	
MALABONG CONSTRUCTION SUPPLY & GEN.MDSE.	02-01101101-2019-12-02045	2019-12-06	17,634.30	17,634.30	0.00	0.00	0.00	0.00	0.00	17,634.30	
MALAGGAN, ALPHINE D.	02-01101101-2020-12-01839	2020-12-29	3,000.00	3,000.00	0.00	0.00	0.00	0.00	0.00	3,000.00	
MALAGGAY, ALLAN JANSEN L.	02-01101101-2020-12-01839	2020-12-29	3,000.00	3,000.00	0.00	0.00	0.00	0.00	0.00	3,000.00	
MALAMNAO, HAZAH KAY B.	02-01101101-2017-12-02736	2017-12-29	4,830.00	4,830.00	0.00	0.00	0.00	0.00	0.00	4,830.00	
MALAWIS, JERF MAE A.	02-01101101-2017-12-02736	2017-12-29	4,830.00	4,830.00	0.00	0.00	0.00	0.00	0.00	4,830.00	
MALNAWAN, REGINALD C.	02-01101101-2020-12-01839	2020-12-29	3,000.00	3,000.00	0.00	0.00	0.00	0.00	0.00	3,000.00	
MAMANAO, ROGELIO	02-01101101-2020-12-01839	2020-12-29	3,000.00	3,000.00	0.00	0.00	0.00	0.00	0.00	3,000.00	
MANAING, SHARON W.	02-01101101-2020-12-01839	2020-12-29	3,000.00	3,000.00	0.00	0.00	0.00	0.00	0.00	3,000.00	
MANINDRA AUTO CORP.	02-01101101-2020-02-00206	2020-02-18	7,595.10	7,595.10	0.00	0.00	0.00	0.00	0.00	7,595.10	
MANZANILLO, KENNETH S.	02-01101101-2017-12-02736	2017-12-29	4,340.00	4,340.00	0.00	0.00	0.00	0.00	0.00	4,340.00	
MANZANO, ROMNICK	02-01101101-2020-12-01839	2020-12-29	3,000.00	3,000.00	0.00	0.00	0.00	0.00	0.00	3,000.00	
MARCELINO K. WACAS	02-01101101-2021-12-02204	2021-12-31	19,846.50	19,846.50	0.00	0.00	0.00	19,846.50	0.00	0.00	
MARIA CYRILA C. BAWER	02-01101101-2021-11-01669	2021-11-15	7,500.00	7,500.00	0.00	0.00	0.00	0.00	7,500.00	0.00	
MARILOU D. ALNGAG	02-01101101-2018-12-03289	2018-12-19	480.00	480.00	0.00	0.00	0.00	0.00	0.00	480.00	
MARINA A. DANA O	02-01101101-2021-12-02180	2021-12-31	5,000.00	5,000.00	0.00	0.00	0.00	5,000.00	0.00	0.00	
MARK ANTHONY G. MARQUEZ	02-01101101-2021-12-02158	2021-12-31	4,666.67	4,666.67	0.00	0.00	0.00	4,666.67	0.00	0.00	
MARK LOYD PALATTAO	02-01101101-2018-06-01302	2018-06-28	1,350.00	1,350.00	0.00	0.00	0.00	0.00	0.00	1,350.00	

AGING OF UNPAID OBLIGATION
As at December 31, 2022

Department: State Universities and Colleges (SUCs)
 Agency: Kalinga State University
 Operating Unit: N/A
 Organization Code (UACS): 08 019 0000000

Name of Creditors	Obligation Request and Status			AGING OF UNPAID OBLIGATION							
	Number	Date	Amount	Amount	90 days & below	91 to 180 days	181 to 270 days	271 to 365/366 days	More than 1 year but less than 2 years	More than 2 years	Remarks
1	2	3	4	5=(6+7+8+9+10+11)	6	7	8	9	10	11	12
MARLITA E. QUESADA	02-01101101-2018-08-01611	2018-08-06	800.00	800.00	0.00	0.00	0.00	0.00	0.00	800.00	
MARQUEZ, MARK ANTHONY G.	02-01101101-2020-12-01839	2020-12-29	3,000.00	3,000.00	0.00	0.00	0.00	0.00	0.00	3,000.00	
MARTHA D. BALIAGA	02-01101101-2021-12-02104	2021-12-29	2,560.00	2,560.00	0.00	0.00	0.00	0.00	2,560.00	0.00	
MARY C. SARNE	02-01101101-2017-12-02675	2017-12-29	102,000.00	102,000.00	0.00	0.00	0.00	0.00	0.00	102,000.00	
MARY C. SARNE	02-01101101-2017-12-02739	2017-12-29	356,000.00	356,000.00	0.00	0.00	0.00	0.00	0.00	356,000.00	
MARY GRACE M. IGNACIO	02-01101101-2021-10-01391	2021-10-07	2,849.00	2,849.00	0.00	0.00	0.00	0.00	2,849.00	0.00	
MARY JUNE U. WACAS	02-01101101-2021-12-02249	2021-12-31	10,784.68	10,784.68	0.00	0.00	0.00	10,784.68	0.00	0.00	
MASSED, GRETCHEN D.	02-01101101-2017-12-02736	2017-12-29	4,830.00	4,830.00	0.00	0.00	0.00	0.00	0.00	4,830.00	
MATHEW JUN P. MARIANI	02-01101101-2018-12-03289	2018-12-19	480.00	480.00	0.00	0.00	0.00	0.00	0.00	480.00	
MATHEW JUN P. MARIANI	02-01101101-2021-10-01384	2021-10-07	2,849.00	2,849.00	0.00	0.00	0.00	0.00	2,849.00	0.00	
MAYANGAO GENERAL MERCHANDISE	02-01101101-2018-05-00953	2018-05-10	174.00	174.00	0.00	0.00	0.00	0.00	0.00	174.00	
MAY JOSEFA S. BUSLIG	02-01101101-2018-07-01400	2018-07-06	2,000.00	2,000.00	0.00	0.00	0.00	0.00	0.00	2,000.00	
MAY JOSEFA S. BUSLIG	02-01101101-2018-10-02346	2018-10-15	7,880.00	7,880.00	0.00	0.00	0.00	0.00	0.00	7,880.00	
MAZAN SECURITY AND INVESTIGATION AGENCY	02-01101101-2018-12-03269	2018-12-18	155,628.20	155,628.20	0.00	0.00	0.00	0.00	0.00	155,628.20	
MELANIE S. MANUEL	02-01101101-2021-09-01266	2021-09-03	780.00	780.00	0.00	0.00	0.00	0.00	780.00	0.00	
MENTON, EZEKIEL P.	02-01101101-2017-12-02734	2017-12-29	20,500.00	20,500.00	0.00	0.00	0.00	0.00	0.00	20,500.00	
M HOTEL TABUK, INC.	02-01101101-2021-12-02174	2021-12-31	9,459.00	9,459.00	0.00	0.00	0.00	9,459.00	0.00	0.00	
MICHAEL B. PANGDA	02-01101101-2021-12-02162	2021-12-31	4,800.00	4,800.00	0.00	0.00	0.00	4,800.00	0.00	0.00	
MICHAEL SAFLOR	02-01101101-2020-12-01892	2020-12-29	3,000.00	3,000.00	0.00	0.00	0.00	0.00	0.00	3,000.00	
MINA, FREDALYN E.	02-01101101-2017-12-02736	2017-12-29	6,060.00	6,060.00	0.00	0.00	0.00	0.00	0.00	6,060.00	
MINERVA TAGUINOD	02-01101101-2021-12-02146	2021-12-31	39,200.00	39,200.00	0.00	0.00	0.00	39,200.00	0.00	0.00	
MJM PRINTING PRESS & GEN. MDSE	02-01101101-2020-06-00735	2020-06-29	1,900.00	1,900.00	0.00	0.00	0.00	0.00	0.00	1,900.00	
MJM PRINTING PRESS & GEN. MDSE.	02-01101101-2019-05-00747	2019-05-21	2,250.00	2,250.00	0.00	0.00	0.00	0.00	0.00	2,250.00	
MJM PRINTING PRESS & GEN. MDSE.	02-01101101-2019-12-02185	2019-12-13	700.00	700.00	0.00	0.00	0.00	0.00	0.00	700.00	
MJM PRINTING PRESS & GENERAL MERCHANDISE	02-01101101-2021-04-00538	2021-04-15	2,896.00	2,896.00	0.00	0.00	0.00	0.00	2,896.00	0.00	

AGING OF UNPAID OBLIGATION
As at December 31, 2022

Department: State Universities and Colleges (SUCs)
 Agency: Kalinga State University
 Operating Unit: N/A
 Organization Code (UACS): 08 019 0000000

Name of Creditors	Obligation Request and Status			AGING OF UNPAID OBLIGATION							
	Number	Date	Amount	Amount	90 days & below	91 to 180 days	181 to 270 days	271 to 365/366 days	More than 1 year but less than 2 years	More than 2 years	Remarks
1	2	3	4	5=(6+7+8+9+10+11)	6	7	8	9	10	11	12
MJM PRINTING PRESS & GENERAL MERCHANDISE	02-01101101-2021-12-01922	2021-12-15	15,500.00	15,500.00	0.00	0.00	0.00	0.00	15,500.00	0.00	
MJM PRINTING PRESS & GENERAL MERCHANDISE	02-01101101-2021-12-02280	2021-12-31	1,050.00	1,050.00	0.00	0.00	0.00	1,050.00	0.00	0.00	
MV ARTS & SIGNS	02-01101101-2019-12-02349	2019-12-27	864.00	864.00	0.00	0.00	0.00	0.00	0.00	864.00	
MV ARTS & SIGNS	02-01101101-2020-03-00329	2020-03-10	432.00	432.00	0.00	0.00	0.00	0.00	0.00	432.00	
MV ARTS & SIGNS	02-01101101-2020-07-00829	2020-07-13	2,400.00	2,400.00	0.00	0.00	0.00	0.00	0.00	2,400.00	
MV ARTS & SIGNS	02-01101101-2021-06-00894	2021-06-15	10,470.00	10,470.00	0.00	0.00	0.00	0.00	10,470.00	0.00	
MV ARTS & SIGNS	02-01101101-2021-09-01347	2021-09-29	7,490.00	7,490.00	0.00	0.00	0.00	0.00	7,490.00	0.00	
MV ARTS & SIGNS	02-01101101-2021-11-01575	2021-11-10	1,800.00	1,800.00	0.00	0.00	0.00	0.00	1,800.00	0.00	
MV ARTS & SIGNS	02-01101101-2021-11-01789	2021-11-29	480.00	480.00	0.00	0.00	0.00	0.00	480.00	0.00	
MV ARTS & SIGNS	02-01101101-2021-12-01951	2021-12-17	960.00	960.00	0.00	0.00	0.00	0.00	960.00	0.00	
MV ARTS & SIGNS	02-01101101-2021-12-01988	2021-12-23	450.00	450.00	0.00	0.00	0.00	0.00	450.00	0.00	
MV ARTS & SIGNS	02-01101101-2021-12-01989	2021-12-23	400.00	400.00	0.00	0.00	0.00	0.00	400.00	0.00	
MV ARTS & SIGNS	02-01101101-2021-12-02116	2021-12-29	193,500.00	193,500.00	0.00	0.00	0.00	0.00	193,500.00	0.00	
MV ARTS & SIGNS	02-01101101-2021-12-02117	2021-12-29	56,500.00	56,500.00	0.00	0.00	0.00	0.00	56,500.00	0.00	
MV ARTS & SIGNS	02-01101101-2021-12-02130	2021-12-31	13,800.00	13,800.00	0.00	0.00	0.00	13,800.00	0.00	0.00	
MV ARTS & SIGNS	02-01101101-2021-12-02133	2021-12-31	500.00	500.00	0.00	0.00	0.00	500.00	0.00	0.00	
MV ARTS & SIGNS	02-01101101-2021-12-02137	2021-12-31	750.00	750.00	0.00	0.00	0.00	750.00	0.00	0.00	
MV ARTS & SIGNS	02-01101101-2021-12-02138	2021-12-31	650.00	650.00	0.00	0.00	0.00	650.00	0.00	0.00	
MV ARTS & SIGNS	02-01101101-2021-12-02277	2021-12-31	149,000.00	149,000.00	0.00	0.00	0.00	149,000.00	0.00	0.00	
MV ARTS & SIGNS	02-01101101-2021-12-02278	2021-12-31	9,800.00	9,800.00	0.00	0.00	0.00	9,800.00	0.00	0.00	
MV ARTS & SIGNS	02-01101101-2021-12-02282	2021-12-31	8,280.00	8,280.00	0.00	0.00	0.00	8,280.00	0.00	0.00	
MV ARTS & SIGNS	02-01101101-2021-12-02283	2021-12-31	12,295.00	12,295.00	0.00	0.00	0.00	12,295.00	0.00	0.00	
MV ARTS AND SIGNS	02-01101101-2019-12-02183	2019-12-13	3,500.00	3,500.00	0.00	0.00	0.00	0.00	0.00	3,500.00	
NAGAYANG, SLYDEE S.	02-01101101-2017-12-02735	2017-12-29	14,050.00	14,050.00	0.00	0.00	0.00	0.00	0.00	14,050.00	
NELLIE V. APATAS	02-01101101-2018-12-03289	2018-12-19	480.00	480.00	0.00	0.00	0.00	0.00	0.00	480.00	
NEWLOOK STORE	02-01101101-2020-10-01265	2020-10-20	5,542.80	5,542.80	0.00	0.00	0.00	0.00	0.00	5,542.80	
NEWLOOK STORE	02-01101101-2020-10-01269	2020-10-20	1,432.00	1,432.00	0.00	0.00	0.00	0.00	0.00	1,432.00	
NEWLOOK STORE	02-01101101-2020-10-01281	2020-10-21	1,342.00	1,342.00	0.00	0.00	0.00	0.00	0.00	1,342.00	
NORTHERN ASIA SALES CORPORATION	02-01101101-2021-12-02295	2021-12-31	207,050.00	207,050.00	0.00	0.00	0.00	207,050.00	0.00	0.00	

AGING OF UNPAID OBLIGATION
As at December 31, 2022

Department: State Universities and Colleges (SUCs)
 Agency: Kalinga State University
 Operating Unit: N/A
 Organization Code (UACS): 08 019 0000000

Name of Creditors	Obligation Request and Status			AGING OF UNPAID OBLIGATION							
	Number	Date	Amount	Amount	90 days & below	91 to 180 days	181 to 270 days	271 to 365/366 days	More than 1 year but less than 2 years	More than 2 years	Remarks
1	2	3	4	5=(6+7+8+9+10+11)	6	7	8	9	10	11	12
NORTHERN ASIA SALES CORPORATION	02-01101101-2021-12-02296	2021-12-31	189,150.00	189,150.00	0.00	0.00	0.00	189,150.00	0.00	0.00	
NORTH-PH ADVERTISING	02-01101101-2020-12-01851	2020-12-29	30,260.00	30,260.00	0.00	0.00	0.00	0.00	0.00	30,260.00	
ORQUE, ERMAY P.	02-01101101-2017-12-02735	2017-12-29	60,000.00	60,000.00	0.00	0.00	0.00	0.00	0.00	60,000.00	
ORVILLE W. DOMANEO	02-01101101-2021-12-02301	2021-12-31	10,500.00	10,500.00	0.00	0.00	0.00	10,500.00	0.00	0.00	
PADAYAO, MARIE FAYE B.	02-01101101-2020-12-01839	2020-12-29	3,000.00	3,000.00	0.00	0.00	0.00	0.00	0.00	3,000.00	
PAGA, DARYL D.	02-01101101-2020-12-01839	2020-12-29	3,000.00	3,000.00	0.00	0.00	0.00	0.00	0.00	3,000.00	
PALANGDAO, ARLYN L.	02-01101101-2017-12-02736	2017-12-29	6,095.00	6,095.00	0.00	0.00	0.00	0.00	0.00	6,095.00	
PALIGAN, BERDON G.	02-01101101-2017-12-02736	2017-12-29	7,530.00	7,530.00	0.00	0.00	0.00	0.00	0.00	7,530.00	
PALONGPONG, KEREN B.	02-01101101-2017-12-02736	2017-12-29	4,425.00	4,425.00	0.00	0.00	0.00	0.00	0.00	4,425.00	
PANG-AY, VALENTIN L.	02-01101101-2017-12-02736	2017-12-29	3,830.00	3,830.00	0.00	0.00	0.00	0.00	0.00	3,830.00	
PANGULO, BRENT C.	02-01101101-2017-12-02736	2017-12-29	5,830.00	5,830.00	0.00	0.00	0.00	0.00	0.00	5,830.00	
PAN-OY, ERWIN B.	02-01101101-2020-12-01839	2020-12-29	3,000.00	3,000.00	0.00	0.00	0.00	0.00	0.00	3,000.00	
PASCUAL, JOVENDALE B.	02-01101101-2020-12-01839	2020-12-29	3,000.00	3,000.00	0.00	0.00	0.00	0.00	0.00	3,000.00	
PASUDAG, ROSANA CHING	02-01101101-2020-12-01839	2020-12-29	3,000.00	3,000.00	0.00	0.00	0.00	0.00	0.00	3,000.00	
PATRICK JOHN DE JESUS	02-01101101-2020-12-01887	2020-12-29	2,000.00	2,000.00	0.00	0.00	0.00	0.00	0.00	2,000.00	
PATTONG, ELMER M.	02-01101101-2020-12-01839	2020-12-29	3,000.00	3,000.00	0.00	0.00	0.00	0.00	0.00	3,000.00	
PAUT, GARRY B.	02-01101101-2017-12-02736	2017-12-29	6,180.00	6,180.00	0.00	0.00	0.00	0.00	0.00	6,180.00	
PERFELIA R. BUEN	02-01101101-2021-12-01973	2021-12-21	500.00	500.00	0.00	0.00	0.00	0.00	500.00	0.00	
PESCASIO, CATHERINE C.	02-01101101-2020-12-01839	2020-12-29	3,000.00	3,000.00	0.00	0.00	0.00	0.00	0.00	3,000.00	
PHILIPPINE ASSOCIATION OF LAW SCHOOLS	02-01101101-2019-12-02397	2019-12-27	5,000.00	5,000.00	0.00	0.00	0.00	0.00	0.00	5,000.00	
PHILIPPINE DUPLICATORS, INC	02-01101101-2021-11-01550	2021-11-08	23,850.24	23,850.24	0.00	0.00	0.00	0.00	23,850.24	0.00	
PHILIPPINE DUPLICATORS, INC	02-01101101-2021-12-02246	2021-12-31	37,000.00	37,000.00	0.00	0.00	0.00	37,000.00	0.00	0.00	
PHILIPPINE DUPLICATORS, INC.	02-01101101-2020-07-00844	2020-07-16	2,710.40	2,710.40	0.00	0.00	0.00	0.00	0.00	2,710.40	
PITSTOP MOTORS INC.	02-01101101-2021-12-01911	2021-12-14	167,466.00	167,466.00	0.00	0.00	0.00	0.00	167,466.00	0.00	
PRAJ PASALUBONG CENTER & GEN. MDSE	02-01101101-2021-12-02135	2021-12-31	12,940.00	12,940.00	0.00	0.00	0.00	12,940.00	0.00	0.00	
PRECY MELANIE B. TARIAGAO	02-01101101-2021-12-02205	2021-12-31	12,610.92	12,610.92	0.00	0.00	0.00	12,610.92	0.00	0.00	
PUGYAO, PAULINA G.	02-01101101-2017-12-02736	2017-12-29	730.00	730.00	0.00	0.00	0.00	0.00	0.00	730.00	
PUKIN, ALDRICK	02-01101101-2020-12-01839	2020-12-29	3,000.00	3,000.00	0.00	0.00	0.00	0.00	0.00	3,000.00	
PULLIS, CHERRY PIE G.	02-01101101-2020-12-01839	2020-12-29	3,000.00	3,000.00	0.00	0.00	0.00	0.00	0.00	3,000.00	

AGING OF UNPAID OBLIGATION
As at December 31, 2022

Department: State Universities and Colleges (SUCs)
 Agency: Kalinga State University
 Operating Unit: N/A
 Organization Code (UACS): 08 019 0000000

Name of Creditors	Obligation Request and Status			AGING OF UNPAID OBLIGATION							
	Number	Date	Amount	Amount	90 days & below	91 to 180 days	181 to 270 days	271 to 365/366 days	More than 1 year but less than 2 years	More than 2 years	Remarks
1	2	3	4	5=(6+7+8+9+10+11)	6	7	8	9	10	11	12
PUYAO, JOCELYNE B.	02-01101101-2020-12-01839	2020-12-29	3,000.00	3,000.00	0.00	0.00	0.00	0.00	0.00	3,000.00	
RABP ELEVATOR AND ESCALATOR PARTS AND SERVICES	02-01101101-2018-12-03388	2018-12-28	85,878.00	85,878.00	0.00	0.00	0.00	0.00	0.00	85,878.00	
RALUTIN, JONALYN	02-01101101-2020-12-01839	2020-12-29	3,000.00	3,000.00	0.00	0.00	0.00	0.00	0.00	3,000.00	
RAMAC, MARIA ELIZA T.	02-01101101-2017-12-02734	2017-12-29	7,000.00	7,000.00	0.00	0.00	0.00	0.00	0.00	7,000.00	
RAQUEL J. DULLIYAO	02-01101101-2018-12-03289	2018-12-19	480.00	480.00	0.00	0.00	0.00	0.00	0.00	480.00	
RAYMUND M. MANERA	02-01101101-2020-12-01888	2020-12-29	1,000.00	1,000.00	0.00	0.00	0.00	0.00	0.00	1,000.00	
REGINA E. MADIO	02-01101101-2021-12-01823	2021-12-02	780.00	780.00	0.00	0.00	0.00	0.00	780.00	0.00	
RENY T. PUTIC	02-01101101-2018-12-03289	2018-12-19	480.00	480.00	0.00	0.00	0.00	0.00	0.00	480.00	
REX L. LAKISA	02-01101101-2021-12-02298	2021-12-31	5,000.00	5,000.00	0.00	0.00	0.00	5,000.00	0.00	0.00	
REYES, RHEYZEL JOYCE L.	02-01101101-2017-12-02736	2017-12-29	6,430.00	6,430.00	0.00	0.00	0.00	0.00	0.00	6,430.00	
REYNON B. BANATAO	02-01101101-2021-12-02197	2021-12-31	4,000.00	4,000.00	0.00	0.00	0.00	4,000.00	0.00	0.00	
RHONDA VAIL G. LEYALEY	02-01101101-2018-12-03289	2018-12-19	480.00	480.00	0.00	0.00	0.00	0.00	0.00	480.00	
RIMANDO, TASHCEL A.	02-01101101-2020-12-01839	2020-12-29	3,000.00	3,000.00	0.00	0.00	0.00	0.00	0.00	3,000.00	
RIVERA, FRANCES DANICA P.	02-01101101-2017-12-02735	2017-12-29	21,220.00	21,220.00	0.00	0.00	0.00	0.00	0.00	21,220.00	
RIZALDIE E. GRINDULO	02-01101101-2018-12-03240	2018-12-14	3,320.00	3,320.00	0.00	0.00	0.00	0.00	0.00	3,320.00	
RODERIC T. BALICAO	02-01101101-2021-12-02202	2021-12-31	4,666.67	4,666.67	0.00	0.00	0.00	4,666.67	0.00	0.00	
ROGELIO Y. MAMANAO	02-01101101-2021-12-02199	2021-12-31	5,000.00	5,000.00	0.00	0.00	0.00	5,000.00	0.00	0.00	
ROMEL BEWOG	02-01101101-2021-12-02187	2021-12-31	5,000.00	5,000.00	0.00	0.00	0.00	5,000.00	0.00	0.00	
ROMEO G. DAWATON	02-01101101-2021-12-02305	2021-12-31	61,600.00	61,600.00	0.00	0.00	0.00	61,600.00	0.00	0.00	
ROMY E. BULAYANG	02-01101101-2021-12-02196	2021-12-31	5,000.00	5,000.00	0.00	0.00	0.00	5,000.00	0.00	0.00	
ROSARIO, RIZA B.	02-01101101-2017-12-02734	2017-12-29	14,000.00	14,000.00	0.00	0.00	0.00	0.00	0.00	14,000.00	
ROSARIO, RIZA B.	02-01101101-2017-12-02736	2017-12-29	5,370.00	5,370.00	0.00	0.00	0.00	0.00	0.00	5,370.00	
ROSE ANN C. BANGUILAN	02-01101101-2021-10-01385	2021-10-07	2,849.00	2,849.00	0.00	0.00	0.00	0.00	2,849.00	0.00	
ROSE ANN CONSTRUCTION AND GENERAL MERCHANDISE	02-01101101-2019-12-02412	2019-12-27	137,057.16	137,057.16	0.00	0.00	0.00	0.00	0.00	137,057.16	
ROSE ANN CONSTRUCTION AND GENERAL MERCHANDISE	02-01101101-2019-12-02414	2019-12-27	82,918.08	82,918.08	0.00	0.00	0.00	0.00	0.00	82,918.08	
ROSE ANN CONSTRUCTION AND GENERAL MERCHANDISE	02-01101101-2021-12-02147	2021-12-31	667,579.19	667,579.19	0.00	0.00	0.00	667,579.19	0.00	0.00	
ROSE ANN CONSTRUCTION AND GENERAL MERCHANDISE	02-01101101-2021-12-02175	2021-12-31	194,000.00	194,000.00	0.00	0.00	0.00	194,000.00	0.00	0.00	

AGING OF UNPAID OBLIGATION
As at December 31, 2022

Department: State Universities and Colleges (SUCs)
 Agency: Kalinga State University
 Operating Unit: N/A
 Organization Code (UACS): 08 019 0000000

Name of Creditors	Obligation Request and Status			AGING OF UNPAID OBLIGATION							
	Number	Date	Amount	Amount	90 days & below	91 to 180 days	181 to 270 days	271 to 365/366 days	More than 1 year but less than 2 years	More than 2 years	Remarks
1	2	3	4	5=(6+7+8+9+10+11)	6	7	8	9	10	11	12
ROSE L. LAWAGAN	02-01101101-2021-12-02136	2021-12-31	13,250.00	13,250.00	0.00	0.00	0.00	13,250.00	0.00	0.00	
ROSEMARIE DINULONG	02-01101101-2021-12-02191	2021-12-31	5,000.00	5,000.00	0.00	0.00	0.00	5,000.00	0.00	0.00	
ROSEMARIE DINULONG	02-01101101-2021-12-02301	2021-12-31	8,500.00	8,500.00	0.00	0.00	0.00	8,500.00	0.00	0.00	
ROSE S. MUKAY	02-01101101-2018-12-03289	2018-12-19	480.00	480.00	0.00	0.00	0.00	0.00	0.00	480.00	
ROTILLO A. BANGAY SR.	02-01101101-2021-12-02188	2021-12-31	5,000.00	5,000.00	0.00	0.00	0.00	5,000.00	0.00	0.00	
ROYCE MOTOR CENTER INC.	02-01101101-2021-12-01980	2021-12-23	9,404.00	9,404.00	0.00	0.00	0.00	0.00	9,404.00	0.00	
RUDY GUIABAO	02-01101101-2021-12-02161	2021-12-31	5,000.00	5,000.00	0.00	0.00	0.00	5,000.00	0.00	0.00	
RUDY GUIABAO	02-01101101-2021-12-02301	2021-12-31	10,500.00	10,500.00	0.00	0.00	0.00	10,500.00	0.00	0.00	
RYAN B. GIMENA	02-01101101-2021-12-02171	2021-12-31	5,000.00	5,000.00	0.00	0.00	0.00	5,000.00	0.00	0.00	
SAFLOR, MAY JOHN B.	02-01101101-2017-12-02736	2017-12-29	6,560.00	6,560.00	0.00	0.00	0.00	0.00	0.00	6,560.00	
SALABAO, KRISTINE JOY C.	02-01101101-2017-12-02736	2017-12-29	3,425.00	3,425.00	0.00	0.00	0.00	0.00	0.00	3,425.00	
SALAGUBAN, JERICK R.	02-01101101-2017-12-02736	2017-12-29	4,995.00	4,995.00	0.00	0.00	0.00	0.00	0.00	4,995.00	
SALPAD, REYNALD D.	02-01101101-2020-12-01839	2020-12-29	3,000.00	3,000.00	0.00	0.00	0.00	0.00	0.00	3,000.00	
SANGDAAN, JOVY C.	02-01101101-2017-12-02736	2017-12-29	6,230.00	6,230.00	0.00	0.00	0.00	0.00	0.00	6,230.00	
SANGOY, BRIGETTE RHOSE	02-01101101-2020-12-01839	2020-12-29	3,000.00	3,000.00	0.00	0.00	0.00	0.00	0.00	3,000.00	
SAPPA, NORLY L.	02-01101101-2017-12-02734	2017-12-29	14,000.00	14,000.00	0.00	0.00	0.00	0.00	0.00	14,000.00	
SAPPA, NORLY L.	02-01101101-2017-12-02736	2017-12-29	10,000.00	10,000.00	0.00	0.00	0.00	0.00	0.00	10,000.00	
SERION, GRINGO S.	02-01101101-2020-12-01839	2020-12-29	3,000.00	3,000.00	0.00	0.00	0.00	0.00	0.00	3,000.00	
SHAMIR DA LIM'S HARDWARE	02-01101101-2020-12-01817	2020-12-23	25,430.00	25,430.00	0.00	0.00	0.00	0.00	0.00	25,430.00	
SHAMIR DA LIM'S HARDWARE	02-01101101-2020-12-01865	2020-12-29	45,000.00	45,000.00	0.00	0.00	0.00	0.00	0.00	45,000.00	
SHAMIR DA LIM'S HARDWARE	02-01101101-2020-12-01866	2020-12-29	38,450.00	38,450.00	0.00	0.00	0.00	0.00	0.00	38,450.00	
SHAMIR DA LIM'S HARDWARE CO.	02-01101101-2021-12-01887	2021-12-10	625.00	625.00	0.00	0.00	0.00	0.00	625.00	0.00	
SHAMIR DA LIM'S HARDWARE CO.	02-01101101-2021-12-02236	2021-12-31	6,000.00	6,000.00	0.00	0.00	0.00	6,000.00	0.00	0.00	
SHAMIR DA LIM'S HARDWARE CO.	02-01101101-2021-12-02239	2021-12-31	15,100.00	15,100.00	0.00	0.00	0.00	15,100.00	0.00	0.00	
SHAMIR DA LIM'S HARDWARE CO.	02-01101101-2021-12-02243	2021-12-31	4,665.00	4,665.00	0.00	0.00	0.00	4,665.00	0.00	0.00	
SHAMIR DA LIM'S HARDWARE CO.	02-01101101-2021-12-02268	2021-12-31	7,188.00	7,188.00	0.00	0.00	0.00	7,188.00	0.00	0.00	
SHAMIR DA LIM'S HARDWARE CO.	02-01101101-2021-12-02270	2021-12-31	9,590.00	9,590.00	0.00	0.00	0.00	9,590.00	0.00	0.00	
SHAMIR DA LIM'S HARDWARE CO.	02-01101101-2021-12-02287	2021-12-31	10,740.00	10,740.00	0.00	0.00	0.00	10,740.00	0.00	0.00	
SHAMIR DA LIM'S HARDWARE CO.	02-01101101-2021-12-02289	2021-12-31	31,060.00	31,060.00	0.00	0.00	0.00	31,060.00	0.00	0.00	
SHAMIR DA LIM'S HARDWARE CO.	02-01101101-2021-12-02291	2021-12-31	80,440.00	80,440.00	0.00	0.00	0.00	80,440.00	0.00	0.00	
SHAMIR DA LIM'S HARDWARE CO.	02-01101101-2021-12-02293	2021-12-31	15,820.00	15,820.00	0.00	0.00	0.00	15,820.00	0.00	0.00	
SHAMIR DA LIMS HARDWARE	02-01101101-2021-06-00828	2021-06-07	1,805.00	1,805.00	0.00	0.00	0.00	0.00	1,805.00	0.00	

**AGING OF UNPAID OBLIGATION
As at December 31, 2022**

Department: State Universities and Colleges (SUCs)
Agency: Kalinga State University
Operating Unit: N/A
Organization Code (UACS): 08 019 0000000

Name of Creditors	Obligation Request and Status			AGING OF UNPAID OBLIGATION							
	Number	Date	Amount	Amount	90 days & below	91 to 180 days	181 to 270 days	271 to 365/366 days	More than 1 year but less than 2 years	More than 2 years	Remarks
1	2	3	4	5=(6+7+8+9+10+11)	6	7	8	9	10	11	12
SHAMIR DA LIMS HARDWARE	02-01101101-2021-11-01714	2021-11-19	2,110.00	2,110.00	0.00	0.00	0.00	0.00	2,110.00	0.00	
SHARON L. MANAING	02-01101101-2021-12-02194	2021-12-31	5,000.00	5,000.00	0.00	0.00	0.00	5,000.00	0.00	0.00	
SHEILA MAE CAROL A. BUSLIG	02-01101101-2018-12-03290	2018-12-19	1,500.00	1,500.00	0.00	0.00	0.00	0.00	0.00	1,500.00	
SHERYL SANGDAAN	02-01101101-2021-12-02168	2021-12-31	5,000.00	5,000.00	0.00	0.00	0.00	5,000.00	0.00	0.00	
SIEG, DEXTER M.	02-01101101-2017-12-02736	2017-12-29	4,830.00	4,830.00	0.00	0.00	0.00	0.00	0.00	4,830.00	
SIMANGON, KIMBERLY KEITH G.	02-01101101-2017-12-02736	2017-12-29	6,230.00	6,230.00	0.00	0.00	0.00	0.00	0.00	6,230.00	
SITDAWAG, MARY ROSE G.	02-01101101-2017-12-02736	2017-12-29	6,230.00	6,230.00	0.00	0.00	0.00	0.00	0.00	6,230.00	
SOCO, ALLAN R.	02-01101101-2017-12-02735	2017-12-29	4,170.00	4,170.00	0.00	0.00	0.00	0.00	0.00	4,170.00	
SOLOG, FAYE RACHELLE B.	02-01101101-2017-12-02735	2017-12-29	30,000.00	30,000.00	0.00	0.00	0.00	0.00	0.00	30,000.00	
SORIANO, HERMILDORE C.	02-01101101-2020-12-01839	2020-12-29	3,000.00	3,000.00	0.00	0.00	0.00	0.00	0.00	3,000.00	
STANCOLD B. DAODAWON	02-01101101-2021-12-02251	2021-12-31	4,090.91	4,090.91	0.00	0.00	0.00	4,090.91	0.00	0.00	
SUC-ACAP, INC.	02-01101101-2019-12-02390	2019-12-27	12,000.00	12,000.00	0.00	0.00	0.00	0.00	0.00	12,000.00	
SUDEMAI PAULINE D. BUEN	02-01101101-2018-12-03289	2018-12-19	480.00	480.00	0.00	0.00	0.00	0.00	0.00	480.00	
SUDEMAI PAULINE D. BUEN	02-01101101-2021-10-01388	2021-10-07	2,849.00	2,849.00	0.00	0.00	0.00	0.00	2,849.00	0.00	
SUGAO, LINALYN L.	02-01101101-2017-12-02736	2017-12-29	5,455.00	5,455.00	0.00	0.00	0.00	0.00	0.00	5,455.00	
SUGUITAN, MICHELL L.	02-01101101-2017-12-02736	2017-12-29	2,685.00	2,685.00	0.00	0.00	0.00	0.00	0.00	2,685.00	
SUMA-AL, JOVELYN P.	02-01101101-2020-12-01839	2020-12-29	3,000.00	3,000.00	0.00	0.00	0.00	0.00	0.00	3,000.00	
SUMOLBANG, ROMNICK M.	02-01101101-2017-12-02736	2017-12-29	6,630.00	6,630.00	0.00	0.00	0.00	0.00	0.00	6,630.00	
SUMUNGBAT, PRINCES MAY S.	02-01101101-2017-12-02736	2017-12-29	4,460.00	4,460.00	0.00	0.00	0.00	0.00	0.00	4,460.00	
SUSAN B. DALLAPAS	02-01101101-2021-12-02153	2021-12-31	4,545.45	4,545.45	0.00	0.00	0.00	4,545.45	0.00	0.00	
TABUK CONCRETE PRODUCTS	02-01101101-2020-12-01836	2020-12-28	17,950.00	17,950.00	0.00	0.00	0.00	0.00	0.00	17,950.00	
TABUK GENERAL MERCHANDISE	02-01101101-2019-12-02281	2019-12-23	9,525.00	9,525.00	0.00	0.00	0.00	0.00	0.00	9,525.00	
TABUK KINGS HARDWARE	02-01101101-2018-11-02583	2018-11-07	5,850.00	5,850.00	0.00	0.00	0.00	0.00	0.00	5,850.00	
TABUK ROOFLINE AND DESIGN	02-01101101-2020-12-01862	2020-12-29	51,664.00	51,664.00	0.00	0.00	0.00	0.00	0.00	51,664.00	
TABUK SHELL STATION	02-01101101-2021-12-02148	2021-12-31	52,304.60	52,304.60	0.00	0.00	0.00	52,304.60	0.00	0.00	
TACDANG, NEIL B.	02-01101101-2017-12-02736	2017-12-29	6,730.00	6,730.00	0.00	0.00	0.00	0.00	0.00	6,730.00	
TAITANA'S DRESS SHOP	02-01101101-2021-12-02127	2021-12-31	9,820.00	9,820.00	0.00	0.00	0.00	9,820.00	0.00	0.00	
TAITANA'S DRESS SHOP	02-01101101-2021-12-02131	2021-12-31	83,720.00	83,720.00	0.00	0.00	0.00	83,720.00	0.00	0.00	
TAITANA'S DRESS SHOP & KALINGA WOVEN PRODUCTS	02-01101101-2021-12-02134	2021-12-31	2,750.00	2,750.00	0.00	0.00	0.00	2,750.00	0.00	0.00	
TAITANAS DRESS SHOP KALINGA WOVEN PRODUCTS	02-01101101-2021-12-01877	2021-12-09	1,700.00	1,700.00	0.00	0.00	0.00	0.00	1,700.00	0.00	

AGING OF UNPAID OBLIGATION
As at December 31, 2022

Department: State Universities and Colleges (SUCs)
 Agency: Kalinga State University
 Operating Unit: N/A
 Organization Code (UACS): 08 019 0000000

Name of Creditors	Obligation Request and Status			AGING OF UNPAID OBLIGATION							
	Number	Date	Amount	Amount	90 days & below	91 to 180 days	181 to 270 days	271 to 365/366 days	More than 1 year but less than 2 years	More than 2 years	Remarks
1	2	3	4	5=(6+7+8+9+10+11)	6	7	8	9	10	11	12
TAMPOY, JOHN HENRY	02-01101101-2020-12-01839	2020-12-29	3,000.00	3,000.00	0.00	0.00	0.00	0.00	0.00	3,000.00	
TANGGUIYAC, RENALYN T.	02-01101101-2017-12-02736	2017-12-29	6,060.00	6,060.00	0.00	0.00	0.00	0.00	0.00	6,060.00	
TASI, DANICA MAE B.	02-01101101-2020-12-01839	2020-12-29	3,000.00	3,000.00	0.00	0.00	0.00	0.00	0.00	3,000.00	
TAWAGON, MIKE R.	02-01101101-2020-12-01839	2020-12-29	3,000.00	3,000.00	0.00	0.00	0.00	0.00	0.00	3,000.00	
TEPPANG, JULIE G.	02-01101101-2017-12-02736	2017-12-29	4,830.00	4,830.00	0.00	0.00	0.00	0.00	0.00	4,830.00	
TIMMANGO, JIMMY	02-01101101-2020-12-01839	2020-12-29	3,000.00	3,000.00	0.00	0.00	0.00	0.00	0.00	3,000.00	
TOCYAPAO, MARINELLE M.	02-01101101-2020-12-01839	2020-12-29	3,000.00	3,000.00	0.00	0.00	0.00	0.00	0.00	3,000.00	
TOM & TERRY AGRICULTURAL SUPPLIES AND GEN MDSE	02-01101101-2020-12-01834	2020-12-28	26,045.00	26,045.00	0.00	0.00	0.00	0.00	0.00	26,045.00	
TORRES, ROY CESAR A.	02-01101101-2020-12-01839	2021-12-29	3,000.00	3,000.00	0.00	0.00	0.00	0.00	0.00	3,000.00	
TREE TOPS ECO-ADVENTURE RESORT	02-01101101-2021-12-02257	2021-12-31	59,340.00	59,340.00	0.00	0.00	0.00	59,340.00	0.00	0.00	
TUMAMMAN, JEOMARE M.	02-01101101-2020-12-01839	2020-12-29	3,000.00	3,000.00	0.00	0.00	0.00	0.00	0.00	3,000.00	
TUMAMMAN, PHOEBE O.	02-01101101-2017-12-02736	2017-12-29	6,060.00	6,060.00	0.00	0.00	0.00	0.00	0.00	6,060.00	
TURARAY, SHAREN D.	02-01101101-2017-12-02735	2017-12-29	30,000.00	30,000.00	0.00	0.00	0.00	0.00	0.00	30,000.00	
UDAY, ERIC S.	02-01101101-2020-12-01839	2020-12-29	3,000.00	3,000.00	0.00	0.00	0.00	0.00	0.00	3,000.00	
ULAO, SHIELA G.	02-01101101-2017-12-02736	2017-12-29	4,830.00	4,830.00	0.00	0.00	0.00	0.00	0.00	4,830.00	
UNIVERSITY MOBILITY IN ASIA AND THE PACIFIC COUNCIL	02-01101101-2019-12-02396	2019-12-27	2,000.00	2,000.00	0.00	0.00	0.00	0.00	0.00	2,000.00	
VALENCIA AGRICULTURAL SUPPLY	02-01101101-2020-12-01835	2020-12-28	24,457.60	24,457.60	0.00	0.00	0.00	0.00	0.00	24,457.60	
VALENCIA AGRICULTURAL SUPPLY	02-01101101-2020-12-01878	2020-12-29	11,500.00	11,500.00	0.00	0.00	0.00	0.00	0.00	11,500.00	
VALENCIA AGRICULTURAL SUPPLY	02-01101101-2021-06-00820	2021-06-03	9,750.00	9,750.00	0.00	0.00	0.00	0.00	9,750.00	0.00	
VALENCIA AGRICULTURAL SUPPLY	02-01101101-2021-11-01737	2021-11-22	21,180.00	21,180.00	0.00	0.00	0.00	0.00	21,180.00	0.00	
VALENCIA AGRICULTURAL SUPPLY	02-01101101-2021-11-01792	2021-11-29	12,090.00	12,090.00	0.00	0.00	0.00	0.00	12,090.00	0.00	
VALENCIA AGRICULTURAL SUPPLY	02-01101101-2021-12-02261	2021-12-31	15,000.00	15,000.00	0.00	0.00	0.00	15,000.00	0.00	0.00	
VALENCIA AGRICULTURAL SUPPLY	02-01101101-2021-12-02272	2021-12-31	5,750.00	5,750.00	0.00	0.00	0.00	5,750.00	0.00	0.00	
VALENCIA AGRICULTURAL SUPPLY	02-01101101-2021-12-02275	2021-12-31	8,400.00	8,400.00	0.00	0.00	0.00	8,400.00	0.00	0.00	
VEE LARISE P. BALI	02-01101101-2018-12-03289	2018-12-19	480.00	480.00	0.00	0.00	0.00	0.00	0.00	480.00	
VICENTE, ROSANA P.	02-01101101-2017-12-02736	2017-12-29	4,860.00	4,860.00	0.00	0.00	0.00	0.00	0.00	4,860.00	
VICENTE MOLINA	02-01101101-2020-12-01890	2020-12-29	2,000.00	2,000.00	0.00	0.00	0.00	0.00	0.00	2,000.00	
VICTORINO D. BAYED	02-01101101-2018-12-03289	2018-12-19	480.00	480.00	0.00	0.00	0.00	0.00	0.00	480.00	
VICTORINO D. BAYED	02-01101101-2021-12-01953	2021-12-17	5,610.00	5,610.00	0.00	0.00	0.00	0.00	5,610.00	0.00	

AGING OF UNPAID OBLIGATION
As at December 31, 2022

Department: State Universities and Colleges (SUCs)
 Agency: Kalinga State University
 Operating Unit: N/A
 Organization Code (UACS): 08 019 0000000

Name of Creditors	Obligation Request and Status			AGING OF UNPAID OBLIGATION								
	Number	Date	Amount	Amount	90 days & below	91 to 180 days	181 to 270 days	271 to 365/366 days	More than 1 year but less than 2 years	More than 2 years	Remarks	
	1	2	3	4	5=(6+7+8+9+10+11)	6	7	8	9	10	11	12
VIDAL, MHEBELLYN	02-01101101-2020-12-01839	2020-12-29	3,000.00	3,000.00	0.00	0.00	0.00	0.00	0.00	0.00	3,000.00	
VIDA V. GUNNAWA	02-01101101-2018-12-03289	2018-12-19	480.00	480.00	0.00	0.00	0.00	0.00	0.00	0.00	480.00	
VIRGINIA K. CADAMUS	02-01101101-2021-12-02167	2021-12-31	5,000.00	5,000.00	0.00	0.00	0.00	5,000.00	0.00	0.00	0.00	
WA-ACON, CHAD A.	02-01101101-2017-12-02734	2017-12-29	14,000.00	14,000.00	0.00	0.00	0.00	0.00	0.00	0.00	14,000.00	
WA-ACON, CHAD A.	02-01101101-2017-12-02736	2017-12-29	10,000.00	10,000.00	0.00	0.00	0.00	0.00	0.00	0.00	10,000.00	
WACDAGAN, BRYAN D.	02-01101101-2020-12-01839	2020-12-29	3,000.00	3,000.00	0.00	0.00	0.00	0.00	0.00	0.00	3,000.00	
WAGASON, MARLYN B.	02-01101101-2020-12-01839	2020-12-29	3,000.00	3,000.00	0.00	0.00	0.00	0.00	0.00	0.00	3,000.00	
WAGAWAG, GEMMA	02-01101101-2020-12-01839	2020-12-29	3,000.00	3,000.00	0.00	0.00	0.00	0.00	0.00	0.00	3,000.00	
WAGAYAN, JOSHUA L.	02-01101101-2017-12-02736	2017-12-29	4,730.00	4,730.00	0.00	0.00	0.00	0.00	0.00	0.00	4,730.00	
WAGSINGAN, BABYLON A.	02-01101101-2017-12-02734	2017-12-29	14,000.00	14,000.00	0.00	0.00	0.00	0.00	0.00	0.00	14,000.00	
WAGSINGAN, BABYLON A.	02-01101101-2017-12-02736	2017-12-29	9,000.00	9,000.00	0.00	0.00	0.00	0.00	0.00	0.00	9,000.00	
WANASON, ROMNICK P.	02-01101101-2017-12-02736	2017-12-29	6,630.00	6,630.00	0.00	0.00	0.00	0.00	0.00	0.00	6,630.00	
WILD RIVER AGGREGATES/TERESITA A. GAYYAD	02-01101101-2019-12-02169	2019-12-13	18,000.00	18,000.00	0.00	0.00	0.00	0.00	0.00	0.00	18,000.00	
WILFREDO A. EQUILA, JR.	02-01101101-2018-12-03289	2018-12-19	480.00	480.00	0.00	0.00	0.00	0.00	0.00	0.00	480.00	
WINGNGA, RICA T.	02-01101101-2017-12-02736	2017-12-29	5,130.00	5,130.00	0.00	0.00	0.00	0.00	0.00	0.00	5,130.00	
WINNY LAYNE K. CALUBAQUIB	02-01101101-2021-12-02307	2021-12-31	900.00	900.00	0.00	0.00	0.00	900.00	0.00	0.00	0.00	
WONDERSAW ENTERPRISES	02-01101101-2020-12-01837	2020-12-28	7,500.00	7,500.00	0.00	0.00	0.00	0.00	0.00	0.00	7,500.00	
WONDERSAW ENTERPRISES	02-01101101-2020-12-01860	2020-12-29	7,250.00	7,250.00	0.00	0.00	0.00	0.00	0.00	0.00	7,250.00	
WONDERSAW ENTERPRISES	02-01101101-2020-12-01861	2020-12-29	17,000.00	17,000.00	0.00	0.00	0.00	0.00	0.00	0.00	17,000.00	
XARMAY LYNE GUISOB	02-01101101-2021-12-02183	2021-12-31	5,930.96	5,930.96	0.00	0.00	0.00	5,930.96	0.00	0.00	0.00	
YOLANDA B. BALUYAN	02-01101101-2021-12-02181	2021-12-31	3,013.99	3,013.99	0.00	0.00	0.00	3,013.99	0.00	0.00	0.00	
ZEINA GENERAL MERCHANDISE	02-01101101-2020-10-01263	2020-10-20	9,900.00	9,900.00	0.00	0.00	0.00	0.00	0.00	0.00	9,900.00	
Capital Outlays			161,697,418.05	161,697,418.05	0.00	0.00	0.00	663,713.65	35,941,016.17	125,092,688.23		
ALCEL CONSTRUCTION	06-01101101-2017-12-02731	2017-12-29	1,551,819.64	1,551,819.64	0.00	0.00	0.00	0.00	0.00	0.00	1,551,819.64	
ALCEL CONSTRUCTION	06-01101101-2018-05-01047	2018-05-25	1,344,030.12	1,344,030.12	0.00	0.00	0.00	0.00	0.00	0.00	1,344,030.12	
ALLAN JAY CUBIT	06-01101101-2018-12-03300	2018-12-19	360.00	360.00	0.00	0.00	0.00	0.00	0.00	0.00	360.00	
ASPEN MULTI-SYSTEM CORPORATION	06-01101101-2020-10-01172	2020-10-01	71,099.01	71,099.01	0.00	0.00	0.00	0.00	0.00	0.00	71,099.01	
AVLS ALL VISUAL & LIGHTS SYSTEMS CORPORATION	06-01101101-2020-10-01173	2020-10-01	3,080,000.00	3,080,000.00	0.00	0.00	0.00	0.00	0.00	0.00	3,080,000.00	

AGING OF UNPAID OBLIGATION
As at December 31, 2022

Department: State Universities and Colleges (SUCs)
 Agency: Kalinga State University
 Operating Unit: N/A
 Organization Code (UACS): 08 019 0000000

Name of Creditors	Obligation Request and Status			AGING OF UNPAID OBLIGATION							
	Number	Date	Amount	Amount	90 days & below	91 to 180 days	181 to 270 days	271 to 365/366 days	More than 1 year but less than 2 years	More than 2 years	Remarks
1	2	3	4	5=(6+7+8+9+10+11)	6	7	8	9	10	11	12
AWINGAN, CHERRY BELLE B.	02-01101101-2017-12-02736	2017-12-29	5,835.00	5,835.00	0.00	0.00	0.00	0.00	0.00	5,835.00	
BRUNO C. BANGAO CONSTRUCTION	06-01101101-2017-12-02633	2017-12-28	1,475,408.85	1,475,408.85	0.00	0.00	0.00	0.00	0.00	1,475,408.85	
BRYAN WACDAGAN	06-01101101-2020-12-01847	2020-12-29	20,959.58	20,959.58	0.00	0.00	0.00	0.00	0.00	20,959.58	
DENVER BANNOYA	06-01101101-2018-12-03288	2018-12-19	203,453.37	203,453.37	0.00	0.00	0.00	0.00	0.00	203,453.37	
DS NETWORKING ENTERPRISE	06-01101101-2020-12-01831	2020-12-28	1,272,293.28	1,272,293.28	0.00	0.00	0.00	0.00	0.00	1,272,293.28	
ELECTRO-SYSTEMS INDUSTRIES CORPORATION	06-01101101-2020-12-01650	2020-12-18	5,120,759.90	5,120,759.90	0.00	0.00	0.00	0.00	0.00	5,120,759.90	
EPLDT	06-01101101-2019-10-01644	2019-10-16	4,859,999.00	4,859,999.00	0.00	0.00	0.00	0.00	0.00	4,859,999.00	
GACOSCOS CONSTRUCTION	06-01101101-2018-05-01047	2018-05-25	21,434,144.06	21,434,144.06	0.00	0.00	0.00	0.00	0.00	21,434,144.06	
GACOSCOS CONSTRUCTION	06-01101101-2019-08-01202	2019-08-19	24,763,447.22	24,763,447.22	0.00	0.00	0.00	0.00	0.00	24,763,447.22	
GACOSCOS CONSTRUCTION	06-01101101-2019-12-02416	2019-12-27	787,858.44	787,858.44	0.00	0.00	0.00	0.00	0.00	787,858.44	
HGW=3 ENGINEERING AND CONSTRUCTION	06-01101101-2017-11-02046	2017-11-02	139,711.70	139,711.70	0.00	0.00	0.00	0.00	0.00	139,711.70	
HILLSTONE BUILDERS	06-01101101-2017-11-02046	2017-11-02	1,991,510.24	1,991,510.24	0.00	0.00	0.00	0.00	0.00	1,991,510.24	
HILLSTONE BUILDERS	06-01101101-2019-06-00958	2019-06-25	1,488,415.23	1,488,415.23	0.00	0.00	0.00	0.00	0.00	1,488,415.23	
IP LACWASAN CONSTRUCTION AND DEVELOPMENT CORPORATION	06-01101101-2017-10-02044	2017-10-27	14,248,043.68	14,248,043.68	0.00	0.00	0.00	0.00	0.00	14,248,043.68	
IP LACWASAN CONSTRUCTION AND DEVELOPMENT CORPORATION	06-01101101-2017-12-02657	2017-12-29	11,317,213.16	11,317,213.16	0.00	0.00	0.00	0.00	0.00	11,317,213.16	
J.C. BAAC CONSTRUCTION CORPORATION	06-01101101-2016-11-01753	2016-11-17	1,249,687.92	1,249,687.92	0.00	0.00	0.00	0.00	0.00	1,249,687.92	
KALINGA PROVINCIAL TREASURY OFFICE	06-01101101-2017-10-02042	2017-10-26	175.31	175.31	0.00	0.00	0.00	0.00	0.00	175.31	
KALINGA PROVINCIAL TREASURY OFFICE	06-01101101-2017-12-02731	2023-12-28	16,510.28	16,510.28	0.00	0.00	0.00	0.00	0.00	16,510.28	
KSU - BAO	06-01101101-2017-12-02587	2017-12-22	8,111.42	8,111.42	0.00	0.00	0.00	0.00	0.00	8,111.42	
MALABONG CONSTRUCTION SUPPLY	06-01101101-2017-12-02692	2017-12-29	1,308,452.42	1,308,452.42	0.00	0.00	0.00	0.00	0.00	1,308,452.42	
PACIFIC OFFICE SOLUTIONS, INC.	06-01101101-2020-02-00213	2020-02-20	14,995.50	14,995.50	0.00	0.00	0.00	0.00	0.00	14,995.50	
PMD CONSTRUCTION AND SUPPLIES	06-01101101-2018-06-01280	2018-06-25	487,033.25	487,033.25	0.00	0.00	0.00	0.00	0.00	487,033.25	

AGING OF UNPAID OBLIGATION
As at December 31, 2022


Department: State Universities and Colleges (SUCs)
 Agency: Kalinga State University
 Operating Unit: N/A
 Organization Code (UACS): 08 019 0000000

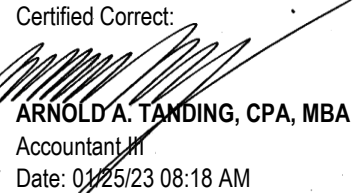
Name of Creditors	Obligation Request and Status			AGING OF UNPAID OBLIGATION							
	Number	Date	Amount	Amount	90 days & below	91 to 180 days	181 to 270 days	271 to 365/366 days	More than 1 year but less than 2 years	More than 2 years	Remarks
1	2	3	4	5=(6+7+8+9+10+11)	6	7	8	9	10	11	12
PRINCE VALIANT INTERNATIONAL CORPORATION	06-01101101-2020-12-01635	2020-12-16	864,000.00	864,000.00	0.00	0.00	0.00	0.00	0.00	864,000.00	
R.R. ENCABO CONSTRUCTORS INC./FC ARCHTS CONSTRUCTION JV	06-01101101-2021-12-00375	2021-03-26	23,626,102.39	23,626,102.39	0.00	0.00	0.00	0.00	23,626,102.39	0.00	
R.R. ENCABO CONSTRUCTORS INC./FC ARCHTS CONSTRUCTION JV	06-01101101-2021-12-02213	2021-12-31	129,246.85	129,246.85	0.00	0.00	0.00	129,246.85	0.00	0.00	
RIPPLE BUILDERS	06-01101101-2017-12-02632	2017-12-28	74,734.14	74,734.14	0.00	0.00	0.00	0.00	0.00	74,734.14	
TECKCON CONSTRUCTION	06-01101101-2021-12-00938	2021-06-23	12,314,913.78	12,314,913.78	0.00	0.00	0.00	0.00	12,314,913.78	0.00	
TECKCON CONSTRUCTION	06-01101101-2021-12-02214	2021-12-31	534,466.80	534,466.80	0.00	0.00	0.00	534,466.80	0.00	0.00	
TEKZONE COMPUTER SALES AND SERVICES, INC.	06-01101101-2019-12-02320	2019-12-27	413,794.00	413,794.00	0.00	0.00	0.00	0.00	0.00	413,794.00	
TNJ BUILDERS	06-01101101-2017-12-02691	2017-12-29	129,067.95	129,067.95	0.00	0.00	0.00	0.00	0.00	129,067.95	
TOPGUN SPORTING GOODS INC.	06-01101101-2018-12-03378	2018-12-28	68,000.00	68,000.00	0.00	0.00	0.00	0.00	0.00	68,000.00	
UPLAND CONSTRUCTION & ENGINEERING SERVICES	06-01101101-2017-03-00289	2017-03-07	485,133.54	485,133.54	0.00	0.00	0.00	0.00	0.00	485,133.54	
UPLAND CONSTRUCTION & ENGINEERING SERVICES	06-01101101-2019-12-02295	2019-12-26	9,912,320.73	9,912,320.73	0.00	0.00	0.00	0.00	0.00	9,912,320.73	
UPLAND CONSTRUCTION & ENGINEERING SERVICES	06-01101101-2019-12-02415	2019-12-27	291,921.24	291,921.24	0.00	0.00	0.00	0.00	0.00	291,921.24	
UPLAND CONSTRUCTION AND ENGINEERING SERVICES	06-01101101-2017-11-02134	2017-11-13	4,925,367.28	4,925,367.28	0.00	0.00	0.00	0.00	0.00	4,925,367.28	
UPLAND CONSTRUCTION AND ENGINEERING SERVICES	06-01101101-2017-12-02635	2017-12-28	485,133.53	485,133.53	0.00	0.00	0.00	0.00	0.00	485,133.53	
VELCA EQUIPMENT AND ENGINEERING PRODUCTS, INC.	06-01101101-2020-04-00541	2020-04-30	12,068.40	12,068.40	0.00	0.00	0.00	0.00	0.00	12,068.40	
YUNAKIM CONSTRUCTION	06-01101101-2020-03-00259	2020-03-03	4,380,512.17	4,380,512.17	0.00	0.00	0.00	0.00	0.00	4,380,512.17	
YUNAKIM CONSTRUCTION	06-01101101-2020-09-01053	2020-09-07	4,127,756.42	4,127,756.42	0.00	0.00	0.00	0.00	0.00	4,127,756.42	
YUNAKIM CONSTRUCTION	06-01101101-2020-12-01852	2020-12-29	419,885.13	419,885.13	0.00	0.00	0.00	0.00	0.00	419,885.13	
YUNAKIM CONSTRUCTION	06-01101101-2020-12-01853	2020-12-29	205,394.30	205,394.30	0.00	0.00	0.00	0.00	0.00	205,394.30	
ZID COMPUTERS & GENERAL MERCHANDISE	06-01101101-2020-12-01841	2020-12-29	36,271.82	36,271.82	0.00	0.00	0.00	0.00	0.00	36,271.82	
Sub-total			186,348,696.26	186,348,696.26	0.00	0.00	0.00	9,343,038.17	41,264,812.96	135,740,845.13	


AGING OF UNPAID OBLIGATION
As at December 31, 2022


Department: State Universities and Colleges (SUCs)
 Agency: Kalinga State University
 Operating Unit: N/A
 Organization Code (UACS): 08 019 0000000

Name of Creditors	Obligation Request and Status			AGING OF UNPAID OBLIGATION							
	Number	Date	Amount	Amount	90 days & below	91 to 180 days	181 to 270 days	271 to 365/366 days	More than 1 year but less than 2 years	More than 2 years	Remarks
1	2	3	4	5=(6+7+8+9+10+11)	6	7	8	9	10	11	12
Total			186,680,076.45	186,680,076.45	324,108.19	0.00	7,272.00	9,343,038.17	41,264,812.96	135,740,845.13	
B. Not yet Due and Demandable Obligations*			21,046,174.85	21,046,174.85	21,046,174.85	0.00	0.00	0.00	0.00	0.00	
B.1 Current Years' Appropriations			21,046,174.85	21,046,174.85	21,046,174.85	0.00	0.00	0.00	0.00	0.00	
Capital Outlays			21,046,174.85	21,046,174.85	21,046,174.85	0.00	0.00	0.00	0.00	0.00	
YUNAKIM CONSTRUCTION	06-01101101-2022-12-02638	2022-12-15	21,046,174.85	21,046,174.85	21,046,174.85	0.00	0.00	0.00	0.00	0.00	
Sub-total			21,046,174.85	21,046,174.85	21,046,174.85	0.00	0.00	0.00	0.00	0.00	
Total			21,046,174.85	21,046,174.85	21,046,174.85	0.00	0.00	0.00	0.00	0.00	
GRAND TOTAL			207,726,251.30	207,726,251.30	21,370,283.04	0.00	7,272.00	9,343,038.17	41,264,812.96	135,740,845.13	
Total Current Year Appropriations			21,377,555.04	21,377,555.04	21,370,283.04	0.00	7,272.00	0.00	0.00	0.00	
Total Prior Years' Appropriations			186,348,696.26	186,348,696.26	0.00	0.00	0.00	9,343,038.17	41,264,812.96	135,740,845.13	

Certified Correct:

ELSIE P. ANDRES
 Budget Officer
 Date: 01/25/23 08:18 AM

Certified Correct:

ARNOLD A. TANDING, CPA, MBA
 Accountant III
 Date: 01/25/23 08:18 AM

Recommending Approval:

DANILO T. BUEN, MBA
 Director, FMS
 Date: 01/25/23 08:21 A

Approved By:

EDUARDO T. BACTANG, CPA, DBM
 SUC President III
 Date: 01/25/23 08:22 AM

This report was generated using the Unified Reporting System on January 25, 2023 13:36 PM version.FAR3.1.1 ; Status : SUBMITTED

MONTHLY REPORT OF DISBURSEMENTS
For the month of January 2022

Department : **State Universities and Colleges (SUCs)**
 Agency : **Kalinga State University**
 Operating Unit : **<not applicable>**
 Organization Code: **08 019 0000000**
 Funding Cluster: **01 - Regular Agency Fund**

PARTICULARS	CURRENT YEAR BUDGET					PRIOR YEAR'S BUDGET											Sub-Total	TRUST LIABILITIES				GRAND TOTAL					REMARKS
						PRIOR YEAR'S ACCOUNTS PAYABLE					CURRENT YEAR'S ACCOUNTS PAYABLE							TRUST LIABILITIES									
	PS	MODE	FinEx	CO	TOTAL	PS	MODE	FinEx	CO	Sub-Total	PS	MODE	FinEx	CO	Sub-Total	TOTAL		PS	MODE	CO	TOTAL	PS	MODE	FinEx	CO	TOTAL	
2	3	4	5	6=(2+3+4+5)	7	8	9	10	11=(7+8+9+10)	12	13	14	15	16=(12+13+14+15)	17=(11+16)	18=(6+17)	19	20	21	22=(19+20+21)	23	24	25	26	27=(23+24+25+26)	28	
CASH DISBURSEMENTS	7,677,351.67	40,433.13	0.00	0.00	7,717,784.80	0.00	7,033,205.89	0.00	0.00	7,033,205.89	0.00	0.00	0.00	0.00	0.00	7,033,205.89	14,750,990.69	0.00	0.00	0.00	0.00	7,677,351.67	7,073,639.02	0.00	0.00	14,750,990.69	
Notice of Cash Allocation (NCA)	7,677,351.67	40,433.13	0.00	0.00	7,717,784.80	0.00	7,033,205.89	0.00	0.00	7,033,205.89	0.00	0.00	0.00	0.00	0.00	7,033,205.89	14,750,990.69	0.00	0.00	0.00	0.00	7,677,351.67	7,073,639.02	0.00	0.00	14,750,990.69	
MDS Checks Issued	136,967.79	14,233.13	0.00	0.00	151,200.92	0.00	1,676,455.02	0.00	0.00	1,676,455.02	0.00	0.00	0.00	0.00	0.00	1,676,455.02	1,827,655.94	0.00	0.00	0.00	0.00	136,967.79	1,690,688.15	0.00	0.00	1,827,655.94	
Advice to Debit Account	7,540,383.88	26,200.00	0.00	0.00	7,566,583.88	0.00	5,356,750.87	0.00	0.00	5,356,750.87	0.00	0.00	0.00	0.00	0.00	5,356,750.87	12,923,334.75	0.00	0.00	0.00	0.00	7,540,383.88	5,382,950.87	0.00	0.00	12,923,334.75	
Notice of Transfer of Allocation (NTA)	0.00	0.00	0.00	0.00	0.00	0.00	0.00	0.00	0.00	0.00	0.00	0.00	0.00	0.00	0.00	0.00	0.00	0.00	0.00	0.00	0.00	0.00	0.00	0.00	0.00	0.00	
MDS Checks Issued	0.00	0.00	0.00	0.00	0.00	0.00	0.00	0.00	0.00	0.00	0.00	0.00	0.00	0.00	0.00	0.00	0.00	0.00	0.00	0.00	0.00	0.00	0.00	0.00	0.00	0.00	
Advice to Debit Account	0.00	0.00	0.00	0.00	0.00	0.00	0.00	0.00	0.00	0.00	0.00	0.00	0.00	0.00	0.00	0.00	0.00	0.00	0.00	0.00	0.00	0.00	0.00	0.00	0.00	0.00	
Working Fund for FAPs	0.00	0.00	0.00	0.00	0.00	0.00	0.00	0.00	0.00	0.00	0.00	0.00	0.00	0.00	0.00	0.00	0.00	0.00	0.00	0.00	0.00	0.00	0.00	0.00	0.00	0.00	
Cash Disbursement Ceiling (CDC)	0.00	0.00	0.00	0.00	0.00	0.00	0.00	0.00	0.00	0.00	0.00	0.00	0.00	0.00	0.00	0.00	0.00	0.00	0.00	0.00	0.00	0.00	0.00	0.00	0.00	0.00	
TOTAL CASH DISBURSEMENTS	7,677,351.67	40,433.13	0.00	0.00	7,717,784.80	0.00	7,033,205.89	0.00	0.00	7,033,205.89	0.00	0.00	0.00	0.00	0.00	7,033,205.89	14,750,990.69	0.00	0.00	0.00	0.00	7,677,351.67	7,073,639.02	0.00	0.00	14,750,990.69	
NON-CASH DISBURSEMENTS	1,197,909.52	0.00	0.00	0.00	1,197,909.52	0.00	134,794.77	0.00	0.00	134,794.77	0.00	0.00	0.00	0.00	0.00	134,794.77	1,332,704.29	0.00	0.00	0.00	0.00	1,197,909.52	134,794.77	0.00	0.00	1,332,704.29	
Tax Remittance Advices Issued (TRA)	1,197,909.52	0.00	0.00	0.00	1,197,909.52	0.00	134,794.77	0.00	0.00	134,794.77	0.00	0.00	0.00	0.00	0.00	134,794.77	1,332,704.29	0.00	0.00	0.00	0.00	1,197,909.52	134,794.77	0.00	0.00	1,332,704.29	
Non-Cash Availment Authority (NCAA)	0.00	0.00	0.00	0.00	0.00	0.00	0.00	0.00	0.00	0.00	0.00	0.00	0.00	0.00	0.00	0.00	0.00	0.00	0.00	0.00	0.00	0.00	0.00	0.00	0.00	0.00	
Disbursements effected through outright deductions from claims (please specify...)	0.00	0.00	0.00	0.00	0.00	0.00	0.00	0.00	0.00	0.00	0.00	0.00	0.00	0.00	0.00	0.00	0.00	0.00	0.00	0.00	0.00	0.00	0.00	0.00	0.00	0.00	
Overpayment of expenses(e.g. personnel benefits)	0.00	0.00	0.00	0.00	0.00	0.00	0.00	0.00	0.00	0.00	0.00	0.00	0.00	0.00	0.00	0.00	0.00	0.00	0.00	0.00	0.00	0.00	0.00	0.00	0.00	0.00	
Restitution for loss of government property	0.00	0.00	0.00	0.00	0.00	0.00	0.00	0.00	0.00	0.00	0.00	0.00	0.00	0.00	0.00	0.00	0.00	0.00	0.00	0.00	0.00	0.00	0.00	0.00	0.00	0.00	
Liquidated damages and similar claims	0.00	0.00	0.00	0.00	0.00	0.00	0.00	0.00	0.00	0.00	0.00	0.00	0.00	0.00	0.00	0.00	0.00	0.00	0.00	0.00	0.00	0.00	0.00	0.00	0.00	0.00	
Others(TEF, BTr-Documentary StampTax, etc.)	0.00	0.00	0.00	0.00	0.00	0.00	0.00	0.00	0.00	0.00	0.00	0.00	0.00	0.00	0.00	0.00	0.00	0.00	0.00	0.00	0.00	0.00	0.00	0.00	0.00	0.00	
TOTAL NON-CASH DISBURSEMENTS	1,197,909.52	0.00	0.00	0.00	1,197,909.52	0.00	134,794.77	0.00	0.00	134,794.77	0.00	0.00	0.00	0.00	0.00	134,794.77	1,332,704.29	0.00	0.00	0.00	0.00	1,197,909.52	134,794.77	0.00	0.00	1,332,704.29	
GRAND TOTAL	8,875,261.19	40,433.13	0.00	0.00	8,915,694.32	0.00	7,168,000.66	0.00	0.00	7,168,000.66	0.00	0.00	0.00	0.00	0.00	7,168,000.66	16,083,694.98	0.00	0.00	0.00	0.00	8,875,261.19	7,208,433.79	0.00	0.00	16,083,694.98	

MONTHLY REPORT OF DISBURSEMENTS
For the month of January 2022


Department : **State Universities and Colleges (SUCs)**
 Agency : **Kalinga State University**
 Operating Unit : **<not applicable>**
 Organization Code: **08 019 0000000**
 Funding Cluster: **01 - Regular Agency Fund**

Summary


PARTICULARS (1)	PREVIOUS REPORT (2)	THIS MONTH (3)	AS OF DATE (4)
Total Disbursement Authorities Received	0.00	58,858,704.29	58,858,704.29
NCA	0.00	57,526,000.00	57,526,000.00
NTA	0.00	0.00	0.00
Working Fund	0.00	0.00	0.00
TRA	0.00	1,332,704.29	1,332,704.29
CDC	0.00	0.00	0.00
NCAA	0.00	0.00	0.00
Less: Notice of Transfer Allocations (NTA)* issued	0.00	0.00	0.00
Total Disbursements Authorities Available	0.00	58,858,704.29	58,858,704.29
Less	0.00	0.00	0.00
Lapsed NCA	0.00	0.00	0.00
Disbursements	0.00	16,083,694.98	16,083,694.98
Less: Other Non-Cash Disbursements	0.00	0.00	0.00
Disbursements effected through outright deductions from claims	0.00	0.00	0.00
Overpayment of expenses(e.g. personnel benefits)	0.00	0.00	0.00
Restitution for loss of government property	0.00	0.00	0.00
Liquidated damages and similar claims	0.00	0.00	0.00
Others (e.g. TEF, BTr, Docs Stamp, etc.)	0.00	0.00	0.00
Add/Less: Adjustments (e.g. cancelled/staled checks)	0.00	0.00	0.00
Balance of Disbursement Authorities as at date	0.00	42,775,009.31	42,775,009.31
Total Disbursements Program	0.00	58,858,704.29	58,858,704.29
Less: * Actual Disbursements	0.00	16,083,694.98	16,083,694.98
(Over)/Under spending~	0.00	42,775,009.31	42,775,009.31

Notes: * The use of NTA is discouraged
 Notes: ** Amounts should tally with the grand total disbursemnt (column 27).


Certified Correct:


ARNOLD A. TANDING, CPA, MBA
 Accountant III
 Date : 2022-03-10 15:35:44

Recommending Approval:


DANILO T. BUEN, MBA
 Director, FMS
 Date : 2022-03-10 15:39:36

Approved By:


EDUARDO T. BAGTANG, CPA, DBM
 Agency Head or Authorized Representative
 Date : 2022-03-10 15:43:48

This report was generated using the Unified Reporting System on 30/03/2022 09:35 version.FAR4.1.2 ; Status : SUBMITTED

MONTHLY REPORT OF DISBURSEMENTS
For the month of February 2022

Department : **State Universities and Colleges (SUCs)**
 Agency : **Kalinga State University**
 Operating Unit : **<not applicable>**
 Organization Code: **08 019 0000000**
 Funding Cluster: **01 - Regular Agency Fund**

PARTICULARS	CURRENT YEAR BUDGET					PRIOR YEAR'S BUDGET											Sub-Total	TRUST LIABILITIES				GRAND TOTAL					REMARKS	
						PRIOR YEAR'S ACCOUNTS PAYABLE					CURRENT YEAR'S ACCOUNTS PAYABLE							TOTAL						PS	MOOE	CO		TOTAL
	PS	MOOE	FinEx	CO	TOTAL	PS	MOOE	FinEx	CO	Sub-Total	PS	MOOE	FinEx	CO	Sub-Total	TOTAL		PS	MOOE	CO	TOTAL	PS	MOOE	FinEx	CO	TOTAL		
1	2	3	4	5	6=(2+3+4+5)	7	8	9	10	11=(7+8+9+10)	12	13	14	15	16=(12+13+14+15)	17=(11+16)	18=(6+17)	19	20	21	22=(19+20+21)	23	24	25	26	27=(23+24+25+26)	28	
CASH DISBURSEMENTS	12,642,406.12	1,517,323.52	0.00	0.00	14,159,729.64	0.00	1,019,765.78	0.00	2,366,123.63	3,385,889.41	0.00	0.00	0.00	0.00	0.00	3,385,889.41	17,545,619.05	0.00	0.00	0.00	0.00	12,642,406.12	2,537,089.30	0.00	2,366,123.63	17,545,619.05		
Notice of Cash Allocation (NCA)	12,642,406.12	1,517,323.52	0.00	0.00	14,159,729.64	0.00	1,019,765.78	0.00	2,366,123.63	3,385,889.41	0.00	0.00	0.00	0.00	0.00	3,385,889.41	17,545,619.05	0.00	0.00	0.00	0.00	12,642,406.12	2,537,089.30	0.00	2,366,123.63	17,545,619.05		
MDS Checks Issued	165,297.79	330,646.64	0.00	0.00	495,944.43	0.00	148,795.89	0.00	0.00	148,795.89	0.00	0.00	0.00	0.00	0.00	148,795.89	644,740.32	0.00	0.00	0.00	0.00	165,297.79	479,442.53	0.00	0.00	644,740.32		
Advice to Debit Account	12,477,108.33	1,186,676.88	0.00	0.00	13,663,785.21	0.00	870,969.89	0.00	2,366,123.63	3,237,093.52	0.00	0.00	0.00	0.00	0.00	3,237,093.52	16,900,878.73	0.00	0.00	0.00	0.00	12,477,108.33	2,057,646.77	0.00	2,366,123.63	16,900,878.73		
Notice of Transfer of Allocation (NTA)	0.00	0.00	0.00	0.00	0.00	0.00	0.00	0.00	0.00	0.00	0.00	0.00	0.00	0.00	0.00	0.00	0.00	0.00	0.00	0.00	0.00	0.00	0.00	0.00	0.00	0.00	0.00	
MDS Checks Issued	0.00	0.00	0.00	0.00	0.00	0.00	0.00	0.00	0.00	0.00	0.00	0.00	0.00	0.00	0.00	0.00	0.00	0.00	0.00	0.00	0.00	0.00	0.00	0.00	0.00	0.00	0.00	
Advice to Debit Account	0.00	0.00	0.00	0.00	0.00	0.00	0.00	0.00	0.00	0.00	0.00	0.00	0.00	0.00	0.00	0.00	0.00	0.00	0.00	0.00	0.00	0.00	0.00	0.00	0.00	0.00	0.00	
Working Fund for FAPs	0.00	0.00	0.00	0.00	0.00	0.00	0.00	0.00	0.00	0.00	0.00	0.00	0.00	0.00	0.00	0.00	0.00	0.00	0.00	0.00	0.00	0.00	0.00	0.00	0.00	0.00	0.00	
Cash Disbursement Ceiling (CDC)	0.00	0.00	0.00	0.00	0.00	0.00	0.00	0.00	0.00	0.00	0.00	0.00	0.00	0.00	0.00	0.00	0.00	0.00	0.00	0.00	0.00	0.00	0.00	0.00	0.00	0.00	0.00	
TOTAL CASH DISBURSEMENTS	12,642,406.12	1,517,323.52	0.00	0.00	14,159,729.64	0.00	1,019,765.78	0.00	2,366,123.63	3,385,889.41	0.00	0.00	0.00	0.00	0.00	3,385,889.41	17,545,619.05	0.00	0.00	0.00	0.00	12,642,406.12	2,537,089.30	0.00	2,366,123.63	17,545,619.05		
NON-CASH DISBURSEMENTS	1,163,781.19	84,979.08	0.00	0.00	1,248,760.27	0.00	0.00	0.00	215,159.22	215,159.22	0.00	0.00	0.00	0.00	0.00	215,159.22	1,463,919.49	0.00	0.00	0.00	0.00	1,163,781.19	84,979.08	0.00	215,159.22	1,463,919.49		
Tax Remittance Advices Issued (TRA)	1,163,781.19	84,979.08	0.00	0.00	1,248,760.27	0.00	0.00	0.00	215,159.22	215,159.22	0.00	0.00	0.00	0.00	0.00	215,159.22	1,463,919.49	0.00	0.00	0.00	0.00	1,163,781.19	84,979.08	0.00	215,159.22	1,463,919.49		
Non-Cash Availment Authority (NCAA)	0.00	0.00	0.00	0.00	0.00	0.00	0.00	0.00	0.00	0.00	0.00	0.00	0.00	0.00	0.00	0.00	0.00	0.00	0.00	0.00	0.00	0.00	0.00	0.00	0.00	0.00	0.00	
Disbursements effected through outright deductions from claims (please specify...)	0.00	0.00	0.00	0.00	0.00	0.00	0.00	0.00	0.00	0.00	0.00	0.00	0.00	0.00	0.00	0.00	0.00	0.00	0.00	0.00	0.00	0.00	0.00	0.00	0.00	0.00	0.00	
Overpayment of expenses(e.g. personnel benefits)	0.00	0.00	0.00	0.00	0.00	0.00	0.00	0.00	0.00	0.00	0.00	0.00	0.00	0.00	0.00	0.00	0.00	0.00	0.00	0.00	0.00	0.00	0.00	0.00	0.00	0.00	0.00	
Restitution for loss of government property	0.00	0.00	0.00	0.00	0.00	0.00	0.00	0.00	0.00	0.00	0.00	0.00	0.00	0.00	0.00	0.00	0.00	0.00	0.00	0.00	0.00	0.00	0.00	0.00	0.00	0.00	0.00	
Liquidated damages and similar claims	0.00	0.00	0.00	0.00	0.00	0.00	0.00	0.00	0.00	0.00	0.00	0.00	0.00	0.00	0.00	0.00	0.00	0.00	0.00	0.00	0.00	0.00	0.00	0.00	0.00	0.00	0.00	
Others(TEF, BTr-Documentary StampTax, etc.)	0.00	0.00	0.00	0.00	0.00	0.00	0.00	0.00	0.00	0.00	0.00	0.00	0.00	0.00	0.00	0.00	0.00	0.00	0.00	0.00	0.00	0.00	0.00	0.00	0.00	0.00	0.00	
TOTAL NON-CASH DISBURSEMENTS	1,163,781.19	84,979.08	0.00	0.00	1,248,760.27	0.00	0.00	0.00	215,159.22	215,159.22	0.00	0.00	0.00	0.00	0.00	215,159.22	1,463,919.49	0.00	0.00	0.00	0.00	1,163,781.19	84,979.08	0.00	215,159.22	1,463,919.49		
GRAND TOTAL	13,806,187.31	1,602,302.60	0.00	0.00	15,408,489.91	0.00	1,019,765.78	0.00	2,581,282.85	3,601,048.63	0.00	0.00	0.00	0.00	0.00	3,601,048.63	19,009,538.54	0.00	0.00	0.00	0.00	13,806,187.31	2,622,068.38	0.00	2,581,282.85	19,009,538.54		

MONTHLY REPORT OF DISBURSEMENTS
For the month of February 2022


Department : **State Universities and Colleges (SUCs)**
 Agency : **Kalinga State University**
 Operating Unit : **<not applicable>**
 Organization Code: **08 019 0000000**
 Funding Cluster: **01 - Regular Agency Fund**

Summary


PARTICULARS	PREVIOUS REPORT	THIS MONTH	AS OF DATE
(1)	(2)	(3)	(4)
Total Disbursement Authorities Received	58,858,704.29	1,463,919.49	60,322,623.78
NCA	57,526,000.00	0.00	57,526,000.00
NTA	0.00	0.00	0.00
Working Fund	0.00	0.00	0.00
TRA	1,332,704.29	1,463,919.49	2,796,623.78
CDC	0.00	0.00	0.00
NCAA	0.00	0.00	0.00
Less: Notice of Transfer Allocations (NTA)* issued	0.00	0.00	0.00
Total Disbursements Authorities Available	58,858,704.29	1,463,919.49	60,322,623.78
Less	0.00	0.00	0.00
Lapsed NCA	0.00	0.00	0.00
Disbursements	16,083,694.98	19,009,538.54	35,093,233.52
Less: Other Non-Cash Disbursements	0.00	0.00	0.00
Disbursements effected through outright deductions from claims	0.00	0.00	0.00
Overpayment of expenses(e.g. personnel benefits)	0.00	0.00	0.00
Restitution for loss of government property	0.00	0.00	0.00
Liquidated damages and similar claims	0.00	0.00	0.00
Others (e.g. TEF, BTr, Docs Stamp, etc.)	0.00	0.00	0.00
Add/Less: Adjustments (e.g. cancelled/staled checks)	0.00	0.00	0.00
Balance of Disbursement Authorities as at date	42,775,009.31	(17,545,619.05)	25,229,390.26
Total Disbursements Program	58,858,704.29	1,463,919.49	60,322,623.78
Less: * Actual Disbursements	16,083,694.98	19,009,538.54	35,093,233.52
(Over)/Under spending~	42,775,009.31	(17,545,619.05)	25,229,390.26

Notes: * The use of NTA is discouraged
 Notes: ** Amounts should tally with the grand total disbursemnt (column 27).


Certified Correct:


ARNOLD A. TANDING, CPA, MBA
 Accountant III
 Date : 2022-03-10 15:56:47

Recommending Approval:


DANILO T. BUEN, MBA
 Director, FMS
 Date : 2022-03-10 15:59:10

Approved By:


EDUARDO T. BAGTANG, CPA, DBM
 SUC President III
 Date : 2022-03-10 16:02:54

This report was generated using the Unified Reporting System on 30/03/2022 13:54 version.FAR4.1.2 ; Status : SUBMITTED

MONTHLY REPORT OF DISBURSEMENTS
For the month of March 2022

Department : **State Universities and Colleges (SUCs)**
 Agency : **Kalinga State University**
 Operating Unit : **<not applicable>**
 Organization Code: **08 019 0000000**
 Funding Cluster: **01 - Regular Agency Fund**

PARTICULARS	CURRENT YEAR BUDGET					PRIOR YEAR'S BUDGET											Sub-Total	TRUST LIABILITIES				GRAND TOTAL					REMARKS	
						PRIOR YEAR'S ACCOUNTS PAYABLE					CURRENT YEAR'S ACCOUNTS PAYABLE							TOTAL						PS	MODE	CO		TOTAL
	PS	MODE	FinEx	CO	TOTAL	PS	MODE	FinEx	CO	Sub-Total	PS	MODE	FinEx	CO	Sub-Total	TOTAL		18=(6+17)	19	20	21	22=(19+20+21)	23					
1	2	3	4	5	6=(2+3+4+5)	7	8	9	10	11=(7+8+9+10)	12	13	14	15	16=(12+13+14+15)	17=(11+16)	18=(6+17)	19	20	21	22=(19+20+21)	23	24	25	26	27=(23+24+25+26)	28	
CASH DISBURSEMENTS	18,525,867.31	3,343,217.32	0.00	92,113.90	21,961,198.53	0.00	2,787,773.55	0.00	480,418.18	3,268,191.73	0.00	0.00	0.00	0.00	0.00	3,268,191.73	25,229,390.26	0.00	0.00	0.00	0.00	18,525,867.31	6,130,990.87	0.00	572,532.08	25,229,390.26		
Notice of Cash Allocation (NCA)	18,525,867.31	3,343,217.32	0.00	92,113.90	21,961,198.53	0.00	0.00	0.00	0.00	0.00	0.00	0.00	0.00	0.00	0.00	0.00	21,961,198.53	0.00	0.00	0.00	0.00	18,525,867.31	3,343,217.32	0.00	92,113.90	21,961,198.53		
MDS Checks Issued	658,171.36	1,189,252.13	0.00	0.00	1,847,423.49	0.00	0.00	0.00	0.00	0.00	0.00	0.00	0.00	0.00	0.00	0.00	1,847,423.49	0.00	0.00	0.00	0.00	658,171.36	1,189,252.13	0.00	0.00	1,847,423.49		
Advice to Debit Account	17,867,695.95	2,153,965.19	0.00	92,113.90	20,113,775.04	0.00	0.00	0.00	0.00	0.00	0.00	0.00	0.00	0.00	0.00	0.00	20,113,775.04	0.00	0.00	0.00	0.00	17,867,695.95	2,153,965.19	0.00	92,113.90	20,113,775.04		
Notice of Transfer of Allocation (NTA)	0.00	0.00	0.00	0.00	0.00	0.00	2,787,773.55	0.00	480,418.18	3,268,191.73	0.00	0.00	0.00	0.00	0.00	3,268,191.73	3,268,191.73	0.00	0.00	0.00	0.00	0.00	2,787,773.55	0.00	480,418.18	3,268,191.73		
MDS Checks Issued	0.00	0.00	0.00	0.00	0.00	0.00	577,381.04	0.00	480,418.18	1,057,799.22	0.00	0.00	0.00	0.00	0.00	1,057,799.22	1,057,799.22	0.00	0.00	0.00	0.00	0.00	577,381.04	0.00	480,418.18	1,057,799.22		
Advice to Debit Account	0.00	0.00	0.00	0.00	0.00	0.00	2,210,392.51	0.00	0.00	2,210,392.51	0.00	0.00	0.00	0.00	0.00	2,210,392.51	2,210,392.51	0.00	0.00	0.00	0.00	0.00	2,210,392.51	0.00	0.00	2,210,392.51		
Working Fund for FAPs	0.00	0.00	0.00	0.00	0.00	0.00	0.00	0.00	0.00	0.00	0.00	0.00	0.00	0.00	0.00	0.00	0.00	0.00	0.00	0.00	0.00	0.00	0.00	0.00	0.00	0.00		
Cash Disbursement Ceiling (CDC)	0.00	0.00	0.00	0.00	0.00	0.00	0.00	0.00	0.00	0.00	0.00	0.00	0.00	0.00	0.00	0.00	0.00	0.00	0.00	0.00	0.00	0.00	0.00	0.00	0.00	0.00		
TOTAL CASH DISBURSEMENTS	18,525,867.31	3,343,217.32	0.00	92,113.90	21,961,198.53	0.00	2,787,773.55	0.00	480,418.18	3,268,191.73	0.00	0.00	0.00	0.00	3,268,191.73	25,229,390.26	25,229,390.26	0.00	0.00	0.00	0.00	18,525,867.31	6,130,990.87	0.00	572,532.08	25,229,390.26		
NON-CASH DISBURSEMENTS	1,348,634.91	178,671.57	0.00	0.00	1,527,306.48	0.00	0.00	0.00	80,577.99	80,577.99	0.00	0.00	0.00	0.00	80,577.99	1,607,884.47	1,607,884.47	0.00	0.00	0.00	0.00	1,348,634.91	178,671.57	0.00	80,577.99	1,607,884.47		
Tax Remittance Advices Issued (TRA)	1,348,634.91	178,671.57	0.00	0.00	1,527,306.48	0.00	0.00	0.00	80,577.99	80,577.99	0.00	0.00	0.00	0.00	80,577.99	1,607,884.47	1,607,884.47	0.00	0.00	0.00	0.00	1,348,634.91	178,671.57	0.00	80,577.99	1,607,884.47		
Non-Cash Availment Authority (NCAA)	0.00	0.00	0.00	0.00	0.00	0.00	0.00	0.00	0.00	0.00	0.00	0.00	0.00	0.00	0.00	0.00	0.00	0.00	0.00	0.00	0.00	0.00	0.00	0.00	0.00	0.00		
Disbursements effected through outright deductions from claims (please specify...)	0.00	0.00	0.00	0.00	0.00	0.00	0.00	0.00	0.00	0.00	0.00	0.00	0.00	0.00	0.00	0.00	0.00	0.00	0.00	0.00	0.00	0.00	0.00	0.00	0.00	0.00		
Overpayment of expenses(e.g. personnel benefits)	0.00	0.00	0.00	0.00	0.00	0.00	0.00	0.00	0.00	0.00	0.00	0.00	0.00	0.00	0.00	0.00	0.00	0.00	0.00	0.00	0.00	0.00	0.00	0.00	0.00	0.00		
Restitution for loss of government property	0.00	0.00	0.00	0.00	0.00	0.00	0.00	0.00	0.00	0.00	0.00	0.00	0.00	0.00	0.00	0.00	0.00	0.00	0.00	0.00	0.00	0.00	0.00	0.00	0.00	0.00		
Liquidated damages and similar claims	0.00	0.00	0.00	0.00	0.00	0.00	0.00	0.00	0.00	0.00	0.00	0.00	0.00	0.00	0.00	0.00	0.00	0.00	0.00	0.00	0.00	0.00	0.00	0.00	0.00	0.00		
Others(TEF, BTr-Documentary StampTax, etc.)	0.00	0.00	0.00	0.00	0.00	0.00	0.00	0.00	0.00	0.00	0.00	0.00	0.00	0.00	0.00	0.00	0.00	0.00	0.00	0.00	0.00	0.00	0.00	0.00	0.00	0.00		
TOTAL NON-CASH DISBURSEMENTS	1,348,634.91	178,671.57	0.00	0.00	1,527,306.48	0.00	0.00	0.00	80,577.99	80,577.99	0.00	0.00	0.00	0.00	80,577.99	1,607,884.47	1,607,884.47	0.00	0.00	0.00	0.00	1,348,634.91	178,671.57	0.00	80,577.99	1,607,884.47		
GRAND TOTAL	19,874,502.22	3,521,888.89	0.00	92,113.90	23,488,505.01	0.00	2,787,773.55	0.00	560,996.17	3,348,769.72	0.00	0.00	0.00	0.00	3,348,769.72	26,837,274.73	26,837,274.73	0.00	0.00	0.00	0.00	19,874,502.22	6,309,662.44	0.00	653,110.07	26,837,274.73		

MONTHLY REPORT OF DISBURSEMENTS
For the month of March 2022

Department : **State Universities and Colleges (SUCs)**
 Agency : **Kalinga State University**
 Operating Unit : **<not applicable>**
 Organization Code: **08 019 0000000**
 Funding Cluster: **01 - Regular Agency Fund**

Summary


PARTICULARS	PREVIOUS REPORT	THIS MONTH	AS OF DATE
(1)	(2)	(3)	(4)
Total Disbursement Authorities Received	60,322,623.78	1,607,884.47	61,930,508.25
NCA	57,526,000.00	0.00	57,526,000.00
NTA	0.00	0.00	0.00
Working Fund	0.00	0.00	0.00
TRA	2,796,623.78	1,607,884.47	4,404,508.25
CDC	0.00	0.00	0.00
NCAA	0.00	0.00	0.00
Less: Notice of Transfer Allocations (NTA)* issued	0.00	0.00	0.00
Total Disbursements Authorities Available	60,322,623.78	1,607,884.47	61,930,508.25
Less	0.00	0.00	0.00
Lapsed NCA	0.00	0.00	0.00
Disbursements	35,093,233.52	26,837,274.73	61,930,508.25
Less: Other Non-Cash Disbursements	0.00	0.00	0.00
Disbursements effected through outright deductions from clair	0.00	0.00	0.00
Overpayment of expenses(e.g. personnel benefits)	0.00	0.00	0.00
Restitution for loss of government property	0.00	0.00	0.00
Liquidated damages and similar claims	0.00	0.00	0.00
Others (e.g. TEF, BTr, Docs Stamp, etc.)	0.00	0.00	0.00
Add/Less: Adjustments (e.g. cancelled/staled checks)	0.00	0.00	0.00
Balance of Disbursement Authorities as at date	25,229,390.26	(25,229,390.26)	0.00
Total Disbursements Program	60,322,623.78	1,607,884.47	61,930,508.25
Less: * Actual Disbursements	35,093,233.52	26,837,274.73	61,930,508.25
(Over)/Under spending~	25,229,390.26	(25,229,390.26)	0.00

Notes: * The use of NTA is discouraged
 Notes: ** Amounts should tally with the grand total disbursemt (column 27).


Certified Correct:


ARNOLD A. TANDING, CPA, MBA
 Accountant III
 Date : 2022-04-08 15:24:41

Recommending Approval:


DANILO T. BUEN, MBA
 Director, FMS
 Date : 2022-04-08 15:28:04

Approved By:


EDUARDO T. BAGTANG, CPA, DBM
 SUC President III
 Date : 2022-04-08 15:29:33

MONTHLY REPORT OF DISBURSEMENTS
For the month of April 2022

Department : **State Universities and Colleges (SUCs)**
 Agency : **Kalinga State University**
 Operating Unit : **<not applicable>**
 Organization Code: **08 019 0000000**
 Funding Cluster: **01 - Regular Agency Fund**

PARTICULARS	CURRENT YEAR BUDGET					PRIOR YEAR'S BUDGET											Sub-Total	TRUST LIABILITIES				GRAND TOTAL					REMARKS	
	PS	MOOE	FinEx	CO	TOTAL	PRIOR YEAR'S ACCOUNTS PAYABLE					CURRENT YEAR'S ACCOUNTS PAYABLE							PS	MOOE	CO	TOTAL	PS	MOOE	FinEx	CO	TOTAL		
						PS	MOOE	FinEx	CO	Sub-Total	PS	MOOE	FinEx	CO	Sub-Total	TOTAL												
1	2	3	4	5	6=(2+3+4+5)	7	8	9	10	11=(7+8+9+10)	12	13	14	15	16=(12+13+14+15)	17=(11+16)	18=(6+17)	19	20	21	22=(19+20+21)	23	24	25	26	27=(23+24+25+26)	28	
CASH DISBURSEMENTS	15,462,781.38	3,352,749.93	0.00	103,524.44	18,919,055.75	0.00	0.00	0.00	0.00	0.00	0.00	0.00	0.00	0.00	0.00	0.00	18,919,055.75	0.00	0.00	0.00	0.00	15,462,781.38	3,352,749.93	0.00	103,524.44	18,919,055.75		
Notice of Cash Allocation (NCA)	15,462,781.38	3,352,749.93	0.00	103,524.44	18,919,055.75	0.00	0.00	0.00	0.00	0.00	0.00	0.00	0.00	0.00	0.00	0.00	18,919,055.75	0.00	0.00	0.00	0.00	15,462,781.38	3,352,749.93	0.00	103,524.44	18,919,055.75		
MDS Checks Issued	455,868.89	1,257,833.18	0.00	0.00	1,713,702.07	0.00	0.00	0.00	0.00	0.00	0.00	0.00	0.00	0.00	0.00	0.00	1,713,702.07	0.00	0.00	0.00	0.00	455,868.89	1,257,833.18	0.00	0.00	1,713,702.07		
Advice to Debit Account	15,006,912.49	2,094,916.75	0.00	103,524.44	17,205,353.68	0.00	0.00	0.00	0.00	0.00	0.00	0.00	0.00	0.00	0.00	0.00	17,205,353.68	0.00	0.00	0.00	0.00	15,006,912.49	2,094,916.75	0.00	103,524.44	17,205,353.68		
Notice of Transfer of Allocation (NTA)	0.00	0.00	0.00	0.00	0.00	0.00	0.00	0.00	0.00	0.00	0.00	0.00	0.00	0.00	0.00	0.00	0.00	0.00	0.00	0.00	0.00	0.00	0.00	0.00	0.00	0.00	0.00	
MDS Checks Issued	0.00	0.00	0.00	0.00	0.00	0.00	0.00	0.00	0.00	0.00	0.00	0.00	0.00	0.00	0.00	0.00	0.00	0.00	0.00	0.00	0.00	0.00	0.00	0.00	0.00	0.00	0.00	
Advice to Debit Account	0.00	0.00	0.00	0.00	0.00	0.00	0.00	0.00	0.00	0.00	0.00	0.00	0.00	0.00	0.00	0.00	0.00	0.00	0.00	0.00	0.00	0.00	0.00	0.00	0.00	0.00	0.00	
Working Fund for FAPs	0.00	0.00	0.00	0.00	0.00	0.00	0.00	0.00	0.00	0.00	0.00	0.00	0.00	0.00	0.00	0.00	0.00	0.00	0.00	0.00	0.00	0.00	0.00	0.00	0.00	0.00	0.00	
Cash Disbursement Ceiling (CDC)	0.00	0.00	0.00	0.00	0.00	0.00	0.00	0.00	0.00	0.00	0.00	0.00	0.00	0.00	0.00	0.00	0.00	0.00	0.00	0.00	0.00	0.00	0.00	0.00	0.00	0.00	0.00	
TOTAL CASH DISBURSEMENTS	15,462,781.38	3,352,749.93	0.00	103,524.44	18,919,055.75	0.00	0.00	0.00	0.00	0.00	0.00	0.00	0.00	0.00	0.00	0.00	18,919,055.75	0.00	0.00	0.00	0.00	15,462,781.38	3,352,749.93	0.00	103,524.44	18,919,055.75		
NON-CASH DISBURSEMENTS	1,329,648.20	93,615.43	0.00	0.00	1,423,263.63	0.00	0.00	0.00	0.00	0.00	0.00	0.00	0.00	0.00	0.00	0.00	1,423,263.63	0.00	0.00	0.00	0.00	1,329,648.20	93,615.43	0.00	0.00	1,423,263.63		
Tax Remittance Advices Issued (TRA)	1,329,648.20	93,615.43	0.00	0.00	1,423,263.63	0.00	0.00	0.00	0.00	0.00	0.00	0.00	0.00	0.00	0.00	0.00	1,423,263.63	0.00	0.00	0.00	0.00	1,329,648.20	93,615.43	0.00	0.00	1,423,263.63		
Non-Cash Availment Authority (NCAA)	0.00	0.00	0.00	0.00	0.00	0.00	0.00	0.00	0.00	0.00	0.00	0.00	0.00	0.00	0.00	0.00	0.00	0.00	0.00	0.00	0.00	0.00	0.00	0.00	0.00	0.00	0.00	
Disbursements effected through outright deductions from claims (please specify...)	0.00	0.00	0.00	0.00	0.00	0.00	0.00	0.00	0.00	0.00	0.00	0.00	0.00	0.00	0.00	0.00	0.00	0.00	0.00	0.00	0.00	0.00	0.00	0.00	0.00	0.00	0.00	
Overpayment of expenses(e.g. personnel benefits)	0.00	0.00	0.00	0.00	0.00	0.00	0.00	0.00	0.00	0.00	0.00	0.00	0.00	0.00	0.00	0.00	0.00	0.00	0.00	0.00	0.00	0.00	0.00	0.00	0.00	0.00	0.00	
Restitution for loss of government property	0.00	0.00	0.00	0.00	0.00	0.00	0.00	0.00	0.00	0.00	0.00	0.00	0.00	0.00	0.00	0.00	0.00	0.00	0.00	0.00	0.00	0.00	0.00	0.00	0.00	0.00	0.00	
Liquidated damages and similar claims	0.00	0.00	0.00	0.00	0.00	0.00	0.00	0.00	0.00	0.00	0.00	0.00	0.00	0.00	0.00	0.00	0.00	0.00	0.00	0.00	0.00	0.00	0.00	0.00	0.00	0.00	0.00	
Others(TEF, BTr-Documentary StampTax, etc.)	0.00	0.00	0.00	0.00	0.00	0.00	0.00	0.00	0.00	0.00	0.00	0.00	0.00	0.00	0.00	0.00	0.00	0.00	0.00	0.00	0.00	0.00	0.00	0.00	0.00	0.00	0.00	
TOTAL NON-CASH DISBURSEMENTS	1,329,648.20	93,615.43	0.00	0.00	1,423,263.63	0.00	0.00	0.00	0.00	0.00	0.00	0.00	0.00	0.00	0.00	0.00	1,423,263.63	0.00	0.00	0.00	0.00	1,329,648.20	93,615.43	0.00	0.00	1,423,263.63		
GRAND TOTAL	16,792,429.58	3,446,365.36	0.00	103,524.44	20,342,319.38	0.00	0.00	0.00	0.00	0.00	0.00	0.00	0.00	0.00	0.00	0.00	20,342,319.38	0.00	0.00	0.00	0.00	16,792,429.58	3,446,365.36	0.00	103,524.44	20,342,319.38		

MONTHLY REPORT OF DISBURSEMENTS
For the month of April 2022


Department : **State Universities and Colleges (SUCs)**
 Agency : **Kalinga State University**
 Operating Unit : **<not applicable>**
 Organization Code: **08 019 0000000**
 Funding Cluster: **01 - Regular Agency Fund**

Summary


PARTICULARS (1)	PREVIOUS REPORT CURRENT MONTH		AS OF DATE
	(2)	(3)	(4)
Total Disbursement Authorities Received	61,930,508.25	28,522,263.63	90,452,771.88
NCA	57,526,000.00	27,099,000.00	84,625,000.00
NTA	0.00	0.00	0.00
Working Fund	0.00	0.00	0.00
TRA	4,404,508.25	1,423,263.63	5,827,771.88
CDC	0.00	0.00	0.00
NCAA	0.00	0.00	0.00
Less: Notice of Transfer Allocations (NTA)* issued	0.00	0.00	0.00
Total Disbursements Authorities Available	61,930,508.25	28,522,263.63	90,452,771.88
Less	0.00	0.00	0.00
Lapsed NCA	0.00	0.00	0.00
Disbursements	61,930,508.25	20,342,319.38	82,272,827.63
Less: Other Non-Cash Disbursements	0.00	0.00	0.00
Disbursements effected through outright deductions from claims	0.00	0.00	0.00
Overpayment of expenses(e.g. personnel benefits)	0.00	0.00	0.00
Restitution for loss of government property	0.00	0.00	0.00
Liquidated damages and similar claims	0.00	0.00	0.00
Others (e.g. TEF, BTr, Docs Stamp, etc.)	0.00	0.00	0.00
Add/Less: Adjustments (e.g. cancelled/staled checks)	0.00	0.00	0.00
Balance of Disbursement Authorities as at date	0.00	8,179,944.25	8,179,944.25
Total Disbursements Program	61,930,508.25	28,522,263.63	90,452,771.88
Less: * Actual Disbursements	61,930,508.25	20,342,319.38	82,272,827.63
(Over)/Under spending~	0.00	8,179,944.25	8,179,944.25

Notes: * The use of NTA is discouraged
 Notes: ** Amounts should tally with the grand total disbursement (column 27).


Certified Correct:


ARNOLD A. TANDING, CPA, MBA
 Accountant III
 Date : 2022-05-27 16:42:07

Recommending Approval:


DANILO T. BUEN, MBA
 Director, FMS
 Date : 2022-05-27 16:45:56

Approved By:


EDUARDO T. BAGTANG, CPA, DBM
 SUC President III
 Date : 2022-05-27 16:49:26

MONTHLY REPORT OF DISBURSEMENTS
For the month of May 2022

Department : **State Universities and Colleges (SUCs)**
 Agency : **Kalinga State University**
 Operating Unit : **<not applicable>**
 Organization Code: **08 019 0000000**
 Funding Cluster: **01 - Regular Agency Fund**

PARTICULARS	CURRENT YEAR BUDGET					PRIOR YEAR'S BUDGET											Sub-Total	TRUST LIABILITIES				GRAND TOTAL					REMARKS	
	PS	MODE	FinEx	CO	TOTAL	PRIOR YEAR'S ACCOUNTS PAYABLE					CURRENT YEAR'S ACCOUNTS PAYABLE					TOTAL		PS	MODE	CO	TOTAL	PS	MODE	FinEx	CO	TOTAL		
						PS	MODE	FinEx	CO	Sub-Total	PS	MODE	FinEx	CO	Sub-Total													PS
1	2	3	4	5	6=(2+3+4+5)	7	8	9	10	11=(7+8+9+10)	12	13	14	15	16=(12+13+14+15)	17=(11+16)	18=(6+17)	19	20	21	22=(19+20+21)	23	24	25	26	27=(23+24+25+26)	28	
CASH DISBURSEMENTS	21,466,914.29	2,223,873.21	0.00	98,672.80	23,789,460.30	0.00	219,856.82	0.00	347,487.13	567,343.95	0.00	0.00	0.00	0.00	0.00	567,343.95	24,356,804.25	0.00	0.00	0.00	0.00	21,466,914.29	2,443,730.03	0.00	446,159.93	24,356,804.25		
Notice of Cash Allocation (NCA)	21,466,914.29	2,223,873.21	0.00	98,672.80	23,789,460.30	0.00	219,856.82	0.00	347,487.13	567,343.95	0.00	0.00	0.00	0.00	0.00	567,343.95	24,356,804.25	0.00	0.00	0.00	0.00	21,466,914.29	2,443,730.03	0.00	446,159.93	24,356,804.25		
MDS Checks Issued	184,779.53	442,917.59	0.00	0.00	627,697.12	0.00	0.00	0.00	316,888.63	316,888.63	0.00	0.00	0.00	0.00	0.00	316,888.63	944,585.75	0.00	0.00	0.00	0.00	184,779.53	442,917.59	0.00	316,888.63	944,585.75		
Advice to Debit Account	21,282,134.76	1,780,955.62	0.00	98,672.80	23,161,763.18	0.00	219,856.82	0.00	30,598.50	250,455.32	0.00	0.00	0.00	0.00	0.00	250,455.32	23,412,218.50	0.00	0.00	0.00	0.00	21,282,134.76	2,000,812.44	0.00	129,271.30	23,412,218.50		
Notice of Transfer of Allocation (NTA)	0.00	0.00	0.00	0.00	0.00	0.00	0.00	0.00	0.00	0.00	0.00	0.00	0.00	0.00	0.00	0.00	0.00	0.00	0.00	0.00	0.00	0.00	0.00	0.00	0.00	0.00	0.00	
MDS Checks Issued	0.00	0.00	0.00	0.00	0.00	0.00	0.00	0.00	0.00	0.00	0.00	0.00	0.00	0.00	0.00	0.00	0.00	0.00	0.00	0.00	0.00	0.00	0.00	0.00	0.00	0.00	0.00	
Advice to Debit Account	0.00	0.00	0.00	0.00	0.00	0.00	0.00	0.00	0.00	0.00	0.00	0.00	0.00	0.00	0.00	0.00	0.00	0.00	0.00	0.00	0.00	0.00	0.00	0.00	0.00	0.00	0.00	
Working Fund for FAPs	0.00	0.00	0.00	0.00	0.00	0.00	0.00	0.00	0.00	0.00	0.00	0.00	0.00	0.00	0.00	0.00	0.00	0.00	0.00	0.00	0.00	0.00	0.00	0.00	0.00	0.00	0.00	
Cash Disbursement Ceiling (CDC)	0.00	0.00	0.00	0.00	0.00	0.00	0.00	0.00	0.00	0.00	0.00	0.00	0.00	0.00	0.00	0.00	0.00	0.00	0.00	0.00	0.00	0.00	0.00	0.00	0.00	0.00	0.00	
TOTAL CASH DISBURSEMENTS	21,466,914.29	2,223,873.21	0.00	98,672.80	23,789,460.30	0.00	219,856.82	0.00	347,487.13	567,343.95	0.00	0.00	0.00	0.00	0.00	567,343.95	24,356,804.25	0.00	0.00	0.00	0.00	21,466,914.29	2,443,730.03	0.00	446,159.93	24,356,804.25		
NON-CASH DISBURSEMENTS	1,607,778.48	96,220.29	0.00	0.00	1,703,998.77	0.00	0.00	0.00	0.00	0.00	0.00	0.00	0.00	0.00	0.00	0.00	1,703,998.77	0.00	0.00	0.00	0.00	1,607,778.48	96,220.29	0.00	0.00	1,703,998.77		
Tax Remittance Advices Issued (TRA)	1,607,778.48	96,220.29	0.00	0.00	1,703,998.77	0.00	0.00	0.00	0.00	0.00	0.00	0.00	0.00	0.00	0.00	0.00	1,703,998.77	0.00	0.00	0.00	0.00	1,607,778.48	96,220.29	0.00	0.00	1,703,998.77		
Non-Cash Availment Authority (NCAA)	0.00	0.00	0.00	0.00	0.00	0.00	0.00	0.00	0.00	0.00	0.00	0.00	0.00	0.00	0.00	0.00	0.00	0.00	0.00	0.00	0.00	0.00	0.00	0.00	0.00	0.00	0.00	
Disbursements effected through outright deductions from claims (please specify...)	0.00	0.00	0.00	0.00	0.00	0.00	0.00	0.00	0.00	0.00	0.00	0.00	0.00	0.00	0.00	0.00	0.00	0.00	0.00	0.00	0.00	0.00	0.00	0.00	0.00	0.00	0.00	
Overpayment of expenses(e.g. personnel benefits)	0.00	0.00	0.00	0.00	0.00	0.00	0.00	0.00	0.00	0.00	0.00	0.00	0.00	0.00	0.00	0.00	0.00	0.00	0.00	0.00	0.00	0.00	0.00	0.00	0.00	0.00	0.00	
Restitution for loss of government property	0.00	0.00	0.00	0.00	0.00	0.00	0.00	0.00	0.00	0.00	0.00	0.00	0.00	0.00	0.00	0.00	0.00	0.00	0.00	0.00	0.00	0.00	0.00	0.00	0.00	0.00	0.00	
Liquidated damages and similar claims	0.00	0.00	0.00	0.00	0.00	0.00	0.00	0.00	0.00	0.00	0.00	0.00	0.00	0.00	0.00	0.00	0.00	0.00	0.00	0.00	0.00	0.00	0.00	0.00	0.00	0.00	0.00	
Others(TEF, BTr-Documentary StampTax, etc.)	0.00	0.00	0.00	0.00	0.00	0.00	0.00	0.00	0.00	0.00	0.00	0.00	0.00	0.00	0.00	0.00	0.00	0.00	0.00	0.00	0.00	0.00	0.00	0.00	0.00	0.00	0.00	
TOTAL NON-CASH DISBURSEMENTS	1,607,778.48	96,220.29	0.00	0.00	1,703,998.77	0.00	0.00	0.00	0.00	0.00	0.00	0.00	0.00	0.00	0.00	0.00	1,703,998.77	0.00	0.00	0.00	0.00	1,607,778.48	96,220.29	0.00	0.00	1,703,998.77		
GRAND TOTAL	23,074,692.77	2,320,093.50	0.00	98,672.80	25,493,459.07	0.00	219,856.82	0.00	347,487.13	567,343.95	0.00	0.00	0.00	0.00	0.00	567,343.95	26,060,803.02	0.00	0.00	0.00	0.00	23,074,692.77	2,539,950.32	0.00	446,159.93	26,060,803.02		

MONTHLY REPORT OF DISBURSEMENTS
For the month of May 2022


Department : **State Universities and Colleges (SUCs)**
 Agency : **Kalinga State University**
 Operating Unit : **<not applicable>**
 Organization Code: **08 019 0000000**
 Funding Cluster: **01 - Regular Agency Fund**

Summary


PARTICULARS (1)	PREVIOUS REPORT (2)	CURRENT MONTH (3)	AS OF DATE (4)
Total Disbursement Authorities Received	90,452,771.88	30,997,998.77	121,450,770.65
NCA	84,625,000.00	29,294,000.00	113,919,000.00
NTA	0.00	0.00	0.00
Working Fund	0.00	0.00	0.00
TRA	5,827,771.88	1,703,998.77	7,531,770.65
CDC	0.00	0.00	0.00
NCAA	0.00	0.00	0.00
Less: Notice of Transfer Allocations (NTA)* issued	0.00	0.00	0.00
Total Disbursements Authorities Available	90,452,771.88	30,997,998.77	121,450,770.65
Less	0.00	0.00	0.00
Lapsed NCA	0.00	0.00	0.00
Disbursements	82,272,827.63	26,060,803.02	108,333,630.65
Less: Other Non-Cash Disbursements	0.00	0.00	0.00
Disbursements effected through outright deductions from claims	0.00	0.00	0.00
Overpayment of expenses(e.g. personnel benefits)	0.00	0.00	0.00
Restitution for loss of government property	0.00	0.00	0.00
Liquidated damages and similar claims	0.00	0.00	0.00
Others (e.g. TEF, BTr, Docs Stamp, etc.)	0.00	0.00	0.00
Add/Less: Adjustments (e.g. cancelled/staled checks)	0.00	0.00	0.00
Balance of Disbursement Authorities as at date	8,179,944.25	4,937,195.75	13,117,140.00
Total Disbursements Program	90,452,771.88	30,997,998.77	121,450,770.65
Less: * Actual Disbursements	82,272,827.63	26,060,803.02	108,333,630.65
(Over)/Under spending~	8,179,944.25	4,937,195.75	13,117,140.00

Notes: * The use of NTA is discouraged
 Notes: ** Amounts should tally with the grand total disbursement (column 27).


Certified Correct:


ARNOLD A. TANDING, CPA, MBA
 Accountant III
 Date : 2022-06-02 10:59:57

Recommending Approval:


DANILO T. BUEN, MBA
 Director, FMS
 Date : 2022-06-02 11:00:52

Approved By:


EDUARDO T. BAGTANG, CPA, DBM
 SUC President III
 Date : 2022-06-02 11:02:41

MONTHLY REPORT OF DISBURSEMENTS
For the month of June 2022

Department : **State Universities and Colleges (SUCs)**
 Agency : **Kalinga State University**
 Operating Unit : **<not applicable>**
 Organization Code: **08 019 0000000**
 Funding Cluster: **01 - Regular Agency Fund**

PARTICULARS	CURRENT YEAR BUDGET					PRIOR YEAR'S BUDGET											Sub-Total	TRUST LIABILITIES				GRAND TOTAL					REMARKS	
	PS	MOOE	FinEx	CO	TOTAL	PRIOR YEAR'S ACCOUNTS PAYABLE					CURRENT YEAR'S ACCOUNTS PAYABLE							PS	MOOE	CO	TOTAL	PS	MOOE	FinEx	CO	TOTAL		
						PS	MOOE	FinEx	CO	Sub-Total	PS	MOOE	FinEx	CO	Sub-Total	TOTAL												
1	2	3	4	5	6=(2+3+4+5)	7	8	9	10	11=(7+8+9+10)	12	13	14	15	16=(12+13+14+15)	17=(11+16)	18=(6+17)	19	20	21	22=(19+20+21)	23	24	25	26	27=(23+24+25+26)	28	
CASH DISBURSEMENTS	17,586,334.80	3,667,833.56	0.00	3,392,460.00	24,646,628.36	0.00	1,635,285.92	0.00	14,761,636.72	16,396,922.64	0.00	0.00	0.00	0.00	0.00	16,396,922.64	41,043,551.00	0.00	0.00	0.00	0.00	17,586,334.80	5,303,119.48	0.00	18,154,096.72	41,043,551.00		
Notice of Cash Allocation (NCA)	17,586,334.80	3,667,833.56	0.00	3,392,460.00	24,646,628.36	0.00	1,635,285.92	0.00	14,761,636.72	16,396,922.64	0.00	0.00	0.00	0.00	0.00	16,396,922.64	41,043,551.00	0.00	0.00	0.00	0.00	17,586,334.80	5,303,119.48	0.00	18,154,096.72	41,043,551.00		
MDS Checks Issued	730,127.94	762,686.80	0.00	3,300,000.00	4,792,814.74	0.00	926,649.71	0.00	6,153,398.65	7,080,048.36	0.00	0.00	0.00	0.00	0.00	7,080,048.36	11,872,863.10	0.00	0.00	0.00	0.00	730,127.94	1,689,336.51	0.00	9,453,398.65	11,872,863.10		
Advice to Debit Account	16,856,206.86	2,905,146.76	0.00	92,460.00	19,853,813.62	0.00	708,636.21	0.00	8,608,238.07	9,316,874.28	0.00	0.00	0.00	0.00	0.00	9,316,874.28	29,170,687.90	0.00	0.00	0.00	0.00	16,856,206.86	3,613,782.97	0.00	8,700,698.07	29,170,687.90		
Notice of Transfer of Allocation (NTA)	0.00	0.00	0.00	0.00	0.00	0.00	0.00	0.00	0.00	0.00	0.00	0.00	0.00	0.00	0.00	0.00	0.00	0.00	0.00	0.00	0.00	0.00	0.00	0.00	0.00	0.00	0.00	
MDS Checks Issued	0.00	0.00	0.00	0.00	0.00	0.00	0.00	0.00	0.00	0.00	0.00	0.00	0.00	0.00	0.00	0.00	0.00	0.00	0.00	0.00	0.00	0.00	0.00	0.00	0.00	0.00	0.00	
Advice to Debit Account	0.00	0.00	0.00	0.00	0.00	0.00	0.00	0.00	0.00	0.00	0.00	0.00	0.00	0.00	0.00	0.00	0.00	0.00	0.00	0.00	0.00	0.00	0.00	0.00	0.00	0.00	0.00	
Working Fund for FAPs	0.00	0.00	0.00	0.00	0.00	0.00	0.00	0.00	0.00	0.00	0.00	0.00	0.00	0.00	0.00	0.00	0.00	0.00	0.00	0.00	0.00	0.00	0.00	0.00	0.00	0.00	0.00	
Cash Disbursement Ceiling (CDC)	0.00	0.00	0.00	0.00	0.00	0.00	0.00	0.00	0.00	0.00	0.00	0.00	0.00	0.00	0.00	0.00	0.00	0.00	0.00	0.00	0.00	0.00	0.00	0.00	0.00	0.00	0.00	
TOTAL CASH DISBURSEMENTS	17,586,334.80	3,667,833.56	0.00	3,392,460.00	24,646,628.36	0.00	1,635,285.92	0.00	14,761,636.72	16,396,922.64	0.00	0.00	0.00	0.00	0.00	16,396,922.64	41,043,551.00	0.00	0.00	0.00	0.00	17,586,334.80	5,303,119.48	0.00	18,154,096.72	41,043,551.00		
NON-CASH DISBURSEMENTS	1,705,939.37	115,068.21	0.00	0.00	1,821,007.58	0.00	21,805.98	0.00	1,041,691.92	1,063,497.90	0.00	0.00	0.00	0.00	0.00	1,063,497.90	2,884,505.48	0.00	0.00	0.00	0.00	1,705,939.37	136,874.19	0.00	1,041,691.92	2,884,505.48		
Tax Remittance Advices Issued (TRA)	1,705,939.37	115,068.21	0.00	0.00	1,821,007.58	0.00	21,805.98	0.00	1,041,691.92	1,063,497.90	0.00	0.00	0.00	0.00	0.00	1,063,497.90	2,884,505.48	0.00	0.00	0.00	0.00	1,705,939.37	136,874.19	0.00	1,041,691.92	2,884,505.48		
Non-Cash Availment Authority (NCAA)	0.00	0.00	0.00	0.00	0.00	0.00	0.00	0.00	0.00	0.00	0.00	0.00	0.00	0.00	0.00	0.00	0.00	0.00	0.00	0.00	0.00	0.00	0.00	0.00	0.00	0.00	0.00	
Disbursements effected through outright deductions from claims (please specify...)	0.00	0.00	0.00	0.00	0.00	0.00	0.00	0.00	0.00	0.00	0.00	0.00	0.00	0.00	0.00	0.00	0.00	0.00	0.00	0.00	0.00	0.00	0.00	0.00	0.00	0.00	0.00	
Overpayment of expenses(e.g. personnel benefits)	0.00	0.00	0.00	0.00	0.00	0.00	0.00	0.00	0.00	0.00	0.00	0.00	0.00	0.00	0.00	0.00	0.00	0.00	0.00	0.00	0.00	0.00	0.00	0.00	0.00	0.00	0.00	
Restitution for loss of government property	0.00	0.00	0.00	0.00	0.00	0.00	0.00	0.00	0.00	0.00	0.00	0.00	0.00	0.00	0.00	0.00	0.00	0.00	0.00	0.00	0.00	0.00	0.00	0.00	0.00	0.00	0.00	
Liquidated damages and similar claims	0.00	0.00	0.00	0.00	0.00	0.00	0.00	0.00	0.00	0.00	0.00	0.00	0.00	0.00	0.00	0.00	0.00	0.00	0.00	0.00	0.00	0.00	0.00	0.00	0.00	0.00	0.00	
Others(TEF, BTr-Documentary StampTax, etc.)	0.00	0.00	0.00	0.00	0.00	0.00	0.00	0.00	0.00	0.00	0.00	0.00	0.00	0.00	0.00	0.00	0.00	0.00	0.00	0.00	0.00	0.00	0.00	0.00	0.00	0.00	0.00	
TOTAL NON-CASH DISBURSEMENTS	1,705,939.37	115,068.21	0.00	0.00	1,821,007.58	0.00	21,805.98	0.00	1,041,691.92	1,063,497.90	0.00	0.00	0.00	0.00	0.00	1,063,497.90	2,884,505.48	0.00	0.00	0.00	0.00	1,705,939.37	136,874.19	0.00	1,041,691.92	2,884,505.48		
GRAND TOTAL	19,292,274.17	3,782,901.77	0.00	3,392,460.00	26,467,635.94	0.00	1,657,091.90	0.00	15,803,328.64	17,460,420.54	0.00	0.00	0.00	0.00	0.00	17,460,420.54	43,928,056.48	0.00	0.00	0.00	0.00	19,292,274.17	5,439,993.67	0.00	19,195,788.64	43,928,056.48		


MONTHLY REPORT OF DISBURSEMENTS
For the month of June 2022


Department : **State Universities and Colleges (SUCs)**
 Agency : **Kalinga State University**
 Operating Unit : **<not applicable>**
 Organization Code: **08 019 0000000**
 Funding Cluster: **01 - Regular Agency Fund**


Summary

PARTICULARS (1)	PREVIOUS REPORT (2)	CURRENT MONTH (3)	AS OF DATE (4)
Total Disbursement Authorities Received	121,450,770.65	30,810,916.48	152,261,687.13
NCA	113,919,000.00	27,926,411.00	141,845,411.00
NTA	0.00	0.00	0.00
Working Fund	0.00	0.00	0.00
TRA	7,531,770.65	2,884,505.48	10,416,276.13
CDC	0.00	0.00	0.00
NCAA	0.00	0.00	0.00
Less: Notice of Transfer Allocations (NTA)* issued	0.00	0.00	0.00
Total Disbursements Authorities Available	121,450,770.65	30,810,916.48	152,261,687.13
Less	0.00	0.00	0.00
Lapsed NCA	0.00	0.00	0.00
Disbursements	108,333,630.65	43,928,056.48	152,261,687.13
Less: Other Non-Cash Disbursements	0.00	0.00	0.00
Disbursements effected through outright deductions from claims	0.00	0.00	0.00
Overpayment of expenses(e.g. personnel benefits)	0.00	0.00	0.00
Restitution for loss of government property	0.00	0.00	0.00
Liquidated damages and similar claims	0.00	0.00	0.00
Others (e.g. TEF, BTr, Docs Stamp, etc.)	0.00	0.00	0.00
Add/Less: Adjustments (e.g. cancelled/staled checks)	0.00	0.00	0.00
Balance of Disbursement Authorities as at date	13,117,140.00	(13,117,140.00)	0.00
Total Disbursements Program	121,450,770.65	30,810,916.48	152,261,687.13
Less: * Actual Disbursements	108,333,630.65	43,928,056.48	152,261,687.13
(Over)/Under spending-	13,117,140.00	(13,117,140.00)	0.00

Notes: * The use of NTA is discouraged
 Notes: ** Amounts should tally with the grand total disbursemt (column 27).

Certified Correct:

ARNOLD A. TANDING, CPA, MBA
 Agency Chief Accountant
 Date : 2022-07-14 09:00:40

Recommending Approval:

DANILO T. BUEN, MBA
 Director, FMS
 Date : 2022-07-14 09:15:27

Approved By:

EDUARDO T. BAGTANG, CPA, DBM
 Agency Head or Authorized Representative
 Date : 2022-07-14 09:18:55

MONTHLY REPORT OF DISBURSEMENTS
For the month of July 2022

Department : **State Universities and Colleges (SUCs)**
 Agency : **Kalinga State University**
 Operating Unit : **<not applicable>**
 Organization Code: **08 019 0000000**
 Funding Cluster: **01 - Regular Agency Fund**

PARTICULARS	CURRENT YEAR BUDGET					PRIOR YEAR'S BUDGET											Sub-Total	TRUST LIABILITIES				GRAND TOTAL					REMARKS	
	PS	MOOE	FinEx	CO	TOTAL	PRIOR YEAR'S ACCOUNTS PAYABLE					CURRENT YEAR'S ACCOUNTS PAYABLE							PS	MOOE	CO	TOTAL	PS	MOOE	FinEx	CO	TOTAL		
						PS	MOOE	FinEx	CO	Sub-Total	PS	MOOE	FinEx	CO	Sub-Total	PS												MOOE
1	2	3	4	5	6=(2+3+4+5)	7	8	9	10	11=(7+8+9+10)	12	13	14	15	16=(12+13+14+15)	17=(11+16)	18=(6+17)	19	20	21	22=(19+20+21)	23	24	25	26	27=(23+24+25+26)	28	
CASH DISBURSEMENTS	13,222,833.71	2,623,028.89	0.00	99,247.66	15,945,110.26	0.00	57,978.22	0.00	0.00	57,978.22	0.00	0.00	0.00	0.00	0.00	57,978.22	16,003,088.48	0.00	0.00	0.00	0.00	13,222,833.71	2,681,007.11	0.00	99,247.66	16,003,088.48		
Notice of Cash Allocation (NCA)	13,222,833.71	2,623,028.89	0.00	99,247.66	15,945,110.26	0.00	57,978.22	0.00	0.00	57,978.22	0.00	0.00	0.00	0.00	0.00	57,978.22	16,003,088.48	0.00	0.00	0.00	0.00	13,222,833.71	2,681,007.11	0.00	99,247.66	16,003,088.48		
MDS Checks Issued	679,402.99	930,767.73	0.00	0.00	1,610,170.72	0.00	57,978.22	0.00	0.00	57,978.22	0.00	0.00	0.00	0.00	0.00	57,978.22	1,668,148.94	0.00	0.00	0.00	0.00	679,402.99	988,745.95	0.00	0.00	1,668,148.94		
Advice to Debit Account	12,543,430.72	1,692,261.16	0.00	99,247.66	14,334,939.54	0.00	0.00	0.00	0.00	0.00	0.00	0.00	0.00	0.00	0.00	0.00	14,334,939.54	0.00	0.00	0.00	0.00	12,543,430.72	1,692,261.16	0.00	99,247.66	14,334,939.54		
Notice of Transfer of Allocation (NTA)	0.00	0.00	0.00	0.00	0.00	0.00	0.00	0.00	0.00	0.00	0.00	0.00	0.00	0.00	0.00	0.00	0.00	0.00	0.00	0.00	0.00	0.00	0.00	0.00	0.00	0.00	0.00	
MDS Checks Issued	0.00	0.00	0.00	0.00	0.00	0.00	0.00	0.00	0.00	0.00	0.00	0.00	0.00	0.00	0.00	0.00	0.00	0.00	0.00	0.00	0.00	0.00	0.00	0.00	0.00	0.00	0.00	
Advice to Debit Account	0.00	0.00	0.00	0.00	0.00	0.00	0.00	0.00	0.00	0.00	0.00	0.00	0.00	0.00	0.00	0.00	0.00	0.00	0.00	0.00	0.00	0.00	0.00	0.00	0.00	0.00	0.00	
Working Fund for FAPs	0.00	0.00	0.00	0.00	0.00	0.00	0.00	0.00	0.00	0.00	0.00	0.00	0.00	0.00	0.00	0.00	0.00	0.00	0.00	0.00	0.00	0.00	0.00	0.00	0.00	0.00	0.00	
Cash Disbursement Ceiling (CDC)	0.00	0.00	0.00	0.00	0.00	0.00	0.00	0.00	0.00	0.00	0.00	0.00	0.00	0.00	0.00	0.00	0.00	0.00	0.00	0.00	0.00	0.00	0.00	0.00	0.00	0.00	0.00	
TOTAL CASH DISBURSEMENTS	13,222,833.71	2,623,028.89	0.00	99,247.66	15,945,110.26	0.00	57,978.22	0.00	0.00	57,978.22	0.00	0.00	0.00	0.00	0.00	57,978.22	16,003,088.48	0.00	0.00	0.00	0.00	13,222,833.71	2,681,007.11	0.00	99,247.66	16,003,088.48		
NON-CASH DISBURSEMENTS	1,302,774.66	41,988.77	0.00	0.00	1,344,763.43	0.00	0.00	0.00	0.00	0.00	0.00	0.00	0.00	0.00	0.00	0.00	1,344,763.43	0.00	0.00	0.00	0.00	1,302,774.66	41,988.77	0.00	0.00	1,344,763.43		
Tax Remittance Advices Issued (TRA)	1,302,774.66	41,988.77	0.00	0.00	1,344,763.43	0.00	0.00	0.00	0.00	0.00	0.00	0.00	0.00	0.00	0.00	0.00	1,344,763.43	0.00	0.00	0.00	0.00	1,302,774.66	41,988.77	0.00	0.00	1,344,763.43		
Non-Cash Availment Authority (NCAA)	0.00	0.00	0.00	0.00	0.00	0.00	0.00	0.00	0.00	0.00	0.00	0.00	0.00	0.00	0.00	0.00	0.00	0.00	0.00	0.00	0.00	0.00	0.00	0.00	0.00	0.00	0.00	
Disbursements effected through outright deductions from claims (please specify...)	0.00	0.00	0.00	0.00	0.00	0.00	0.00	0.00	0.00	0.00	0.00	0.00	0.00	0.00	0.00	0.00	0.00	0.00	0.00	0.00	0.00	0.00	0.00	0.00	0.00	0.00	0.00	
Overpayment of expenses(e.g. personnel benefits)	0.00	0.00	0.00	0.00	0.00	0.00	0.00	0.00	0.00	0.00	0.00	0.00	0.00	0.00	0.00	0.00	0.00	0.00	0.00	0.00	0.00	0.00	0.00	0.00	0.00	0.00	0.00	
Restitution for loss of government property	0.00	0.00	0.00	0.00	0.00	0.00	0.00	0.00	0.00	0.00	0.00	0.00	0.00	0.00	0.00	0.00	0.00	0.00	0.00	0.00	0.00	0.00	0.00	0.00	0.00	0.00	0.00	
Liquidated damages and similar claims	0.00	0.00	0.00	0.00	0.00	0.00	0.00	0.00	0.00	0.00	0.00	0.00	0.00	0.00	0.00	0.00	0.00	0.00	0.00	0.00	0.00	0.00	0.00	0.00	0.00	0.00	0.00	
Others(TEF, BTR-Documentary Stamp Tax, etc.)	0.00	0.00	0.00	0.00	0.00	0.00	0.00	0.00	0.00	0.00	0.00	0.00	0.00	0.00	0.00	0.00	0.00	0.00	0.00	0.00	0.00	0.00	0.00	0.00	0.00	0.00	0.00	
TOTAL NON-CASH DISBURSEMENTS	1,302,774.66	41,988.77	0.00	0.00	1,344,763.43	0.00	0.00	0.00	0.00	0.00	0.00	0.00	0.00	0.00	0.00	0.00	1,344,763.43	0.00	0.00	0.00	0.00	1,302,774.66	41,988.77	0.00	0.00	1,344,763.43		
GRAND TOTAL	14,525,608.37	2,665,017.66	0.00	99,247.66	17,289,873.69	0.00	57,978.22	0.00	0.00	57,978.22	0.00	0.00	0.00	0.00	0.00	57,978.22	17,347,851.91	0.00	0.00	0.00	0.00	14,525,608.37	2,722,995.88	0.00	99,247.66	17,347,851.91		

MONTHLY REPORT OF DISBURSEMENTS
For the month of July 2022

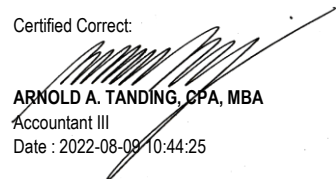
Department : State Universities and Colleges (SUCs)
 Agency : Kalinga State University
 Operating Unit : <not applicable>
 Organization Code: 08 019 0000000
 Funding Cluster: 01 - Regular Agency Fund

Summary


PARTICULARS	PREVIOUS REPORT	CURRENT MONTH	AS OF DATE
(1)	(2)	(3)	(4)
Total Disbursement Authorities Received	152,261,687.13	27,012,263.43	179,273,950.56
NCA	141,845,411.00	25,667,500.00	167,512,911.00
NTA	0.00	0.00	0.00
Working Fund	0.00	0.00	0.00
TRA	10,416,276.13	1,344,763.43	11,761,039.56
CDC	0.00	0.00	0.00
NCAA	0.00	0.00	0.00
Less: Notice of Transfer Allocations (NTA)* issued	0.00	0.00	0.00
Total Disbursements Authorities Available	152,261,687.13	27,012,263.43	179,273,950.56
Less	0.00	0.00	0.00
Lapsed NCA	0.00	0.00	0.00
Disbursements	152,261,687.13	17,347,851.91	169,609,539.04
Less: Other Non-Cash Disbursements	0.00	0.00	0.00
Disbursements effected through outright deductions from claims	0.00	0.00	0.00
Overpayment of expenses(e.g. personnel benefits)	0.00	0.00	0.00
Restitution for loss of government property	0.00	0.00	0.00
Liquidated damages and similar claims	0.00	0.00	0.00
Others (e.g. TEF, BTr, Docs Stamp, etc.)	0.00	0.00	0.00
Add/Less: Adjustments (e.g. cancelled/staled checks)	0.00	0.00	0.00
Balance of Disbursement Authorities as at date	0.00	9,664,411.52	9,664,411.52
Total Disbursements Program	152,261,687.13	27,012,263.43	179,273,950.56
Less: * Actual Disbursements	152,261,687.13	17,347,851.91	169,609,539.04
(Over)/Under spending~	0.00	9,664,411.52	9,664,411.52

Notes: * The use of NTA is discouraged
 Notes: ** Amounts should tally with the grand total disbursemnt (column 27).

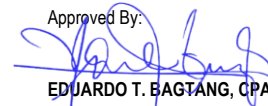
Certified Correct:


ARNOLD A. TANDING, CPA, MBA
 Accountant III
 Date : 2022-08-09 10:44:25

Recommending Approval:


DANILO T. BUEN, MBA
 Director, FMS
 Date : 2022-08-09 11:15:34

Approved By:


EDUARDO T. BAGTANG, CPA, DBM
 SUC President III
 Date : 2022-08-10 08:31:18

MONTHLY REPORT OF DISBURSEMENTS
For the month of August 2022

Department : **State Universities and Colleges (SUCs)**
 Agency : **Kalinga State University**
 Operating Unit : **<not applicable>**
 Organization Code: **08 019 0000000**
 Funding Cluster: **01 - Regular Agency Fund**

PARTICULARS	CURRENT YEAR BUDGET					PRIOR YEAR'S BUDGET											Sub-Total	TRUST LIABILITIES				GRAND TOTAL					REMARKS	
	PS	MODE	FinEx	CO	TOTAL	PRIOR YEAR'S ACCOUNTS PAYABLE					CURRENT YEAR'S ACCOUNTS PAYABLE							PS	MODE	CO	TOTAL	PS	MODE	FinEx	CO	TOTAL		
						PS	MODE	FinEx	CO	Sub-Total	PS	MODE	FinEx	CO	Sub-Total	TOTAL												
1	2	3	4	5	6=(2+3+4+5)	7	8	9	10	11=(7+8+9+10)	12	13	14	15	16=(12+13+14+15)	17=(11+16)	18=(6+17)	19	20	21	22=(19+20+21)	23	24	25	26	27=(23+24+25+26)	28	
CASH DISBURSEMENTS	13,976,624.34	25,334,158.58	0.00	124,185.41	39,434,968.33	0.00	10,164.65	0.00	0.00	10,164.65	0.00	0.00	0.00	0.00	0.00	10,164.65	39,445,132.98	0.00	0.00	0.00	0.00	13,976,624.34	25,344,323.23	0.00	124,185.41	39,445,132.98		
Notice of Cash Allocation (NCA)	13,976,624.34	25,334,158.58	0.00	124,185.41	39,434,968.33	0.00	10,164.65	0.00	0.00	10,164.65	0.00	0.00	0.00	0.00	0.00	10,164.65	39,445,132.98	0.00	0.00	0.00	0.00	13,976,624.34	25,344,323.23	0.00	124,185.41	39,445,132.98		
MDS Checks Issued	581,412.37	22,146,534.79	0.00	0.00	22,727,947.16	0.00	0.00	0.00	0.00	0.00	0.00	0.00	0.00	0.00	0.00	0.00	22,727,947.16	0.00	0.00	0.00	0.00	581,412.37	22,146,534.79	0.00	0.00	22,727,947.16		
Advice to Debit Account	13,395,211.97	3,187,623.79	0.00	124,185.41	16,707,021.17	0.00	10,164.65	0.00	0.00	10,164.65	0.00	0.00	0.00	0.00	0.00	10,164.65	16,717,185.82	0.00	0.00	0.00	0.00	13,395,211.97	3,197,788.44	0.00	124,185.41	16,717,185.82		
Notice of Transfer of Allocation (NTA)	0.00	0.00	0.00	0.00	0.00	0.00	0.00	0.00	0.00	0.00	0.00	0.00	0.00	0.00	0.00	0.00	0.00	0.00	0.00	0.00	0.00	0.00	0.00	0.00	0.00	0.00	0.00	
MDS Checks Issued	0.00	0.00	0.00	0.00	0.00	0.00	0.00	0.00	0.00	0.00	0.00	0.00	0.00	0.00	0.00	0.00	0.00	0.00	0.00	0.00	0.00	0.00	0.00	0.00	0.00	0.00	0.00	
Advice to Debit Account	0.00	0.00	0.00	0.00	0.00	0.00	0.00	0.00	0.00	0.00	0.00	0.00	0.00	0.00	0.00	0.00	0.00	0.00	0.00	0.00	0.00	0.00	0.00	0.00	0.00	0.00	0.00	
Working Fund for FAPs	0.00	0.00	0.00	0.00	0.00	0.00	0.00	0.00	0.00	0.00	0.00	0.00	0.00	0.00	0.00	0.00	0.00	0.00	0.00	0.00	0.00	0.00	0.00	0.00	0.00	0.00	0.00	
Cash Disbursement Ceiling (CDC)	0.00	0.00	0.00	0.00	0.00	0.00	0.00	0.00	0.00	0.00	0.00	0.00	0.00	0.00	0.00	0.00	0.00	0.00	0.00	0.00	0.00	0.00	0.00	0.00	0.00	0.00	0.00	
TOTAL CASH DISBURSEMENTS	13,976,624.34	25,334,158.58	0.00	124,185.41	39,434,968.33	0.00	10,164.65	0.00	0.00	10,164.65	0.00	0.00	0.00	0.00	0.00	10,164.65	39,445,132.98	0.00	0.00	0.00	0.00	13,976,624.34	25,344,323.23	0.00	124,185.41	39,445,132.98		
NON-CASH DISBURSEMENTS	1,407,369.30	107,040.75	0.00	0.00	1,514,410.05	0.00	0.00	0.00	0.00	0.00	0.00	0.00	0.00	0.00	0.00	0.00	1,514,410.05	0.00	0.00	0.00	0.00	1,407,369.30	107,040.75	0.00	0.00	1,514,410.05		
Tax Remittance Advices Issued (TRA)	1,407,369.30	107,040.75	0.00	0.00	1,514,410.05	0.00	0.00	0.00	0.00	0.00	0.00	0.00	0.00	0.00	0.00	0.00	1,514,410.05	0.00	0.00	0.00	0.00	1,407,369.30	107,040.75	0.00	0.00	1,514,410.05		
Non-Cash Availment Authority (NCAA)	0.00	0.00	0.00	0.00	0.00	0.00	0.00	0.00	0.00	0.00	0.00	0.00	0.00	0.00	0.00	0.00	0.00	0.00	0.00	0.00	0.00	0.00	0.00	0.00	0.00	0.00	0.00	
Disbursements effected through outright deductions from claims (please specify...)	0.00	0.00	0.00	0.00	0.00	0.00	0.00	0.00	0.00	0.00	0.00	0.00	0.00	0.00	0.00	0.00	0.00	0.00	0.00	0.00	0.00	0.00	0.00	0.00	0.00	0.00	0.00	
Overpayment of expenses(e.g. personnel benefits)	0.00	0.00	0.00	0.00	0.00	0.00	0.00	0.00	0.00	0.00	0.00	0.00	0.00	0.00	0.00	0.00	0.00	0.00	0.00	0.00	0.00	0.00	0.00	0.00	0.00	0.00	0.00	
Restitution for loss of government property	0.00	0.00	0.00	0.00	0.00	0.00	0.00	0.00	0.00	0.00	0.00	0.00	0.00	0.00	0.00	0.00	0.00	0.00	0.00	0.00	0.00	0.00	0.00	0.00	0.00	0.00	0.00	
Liquidated damages and similar claims	0.00	0.00	0.00	0.00	0.00	0.00	0.00	0.00	0.00	0.00	0.00	0.00	0.00	0.00	0.00	0.00	0.00	0.00	0.00	0.00	0.00	0.00	0.00	0.00	0.00	0.00	0.00	
Others(TEF, BTr-Documentary Stamp Tax, etc.)	0.00	0.00	0.00	0.00	0.00	0.00	0.00	0.00	0.00	0.00	0.00	0.00	0.00	0.00	0.00	0.00	0.00	0.00	0.00	0.00	0.00	0.00	0.00	0.00	0.00	0.00	0.00	
TOTAL NON-CASH DISBURSEMENTS	1,407,369.30	107,040.75	0.00	0.00	1,514,410.05	0.00	0.00	0.00	0.00	0.00	0.00	0.00	0.00	0.00	0.00	0.00	1,514,410.05	0.00	0.00	0.00	0.00	1,407,369.30	107,040.75	0.00	0.00	1,514,410.05		
GRAND TOTAL	15,383,993.64	25,441,199.33	0.00	124,185.41	40,949,378.38	0.00	10,164.65	0.00	0.00	10,164.65	0.00	0.00	0.00	0.00	0.00	10,164.65	40,959,543.03	0.00	0.00	0.00	0.00	15,383,993.64	25,451,363.98	0.00	124,185.41	40,959,543.03		

MONTHLY REPORT OF DISBURSEMENTS
For the month of August 2022


Department : **State Universities and Colleges (SUCs)**
 Agency : **Kalinga State University**
 Operating Unit : **<not applicable>**
 Organization Code: **08 019 0000000**
 Funding Cluster: **01 - Regular Agency Fund**

Summary


PARTICULARS (1)	PREVIOUS REPORT (2)	CURRENT MONTH (3)	AS OF DATE (4)
Total Disbursement Authorities Received	179,273,950.56	40,740,835.05	220,014,785.61
NCA	167,512,911.00	39,226,425.00	206,739,336.00
NTA	0.00	0.00	0.00
Working Fund	0.00	0.00	0.00
TRA	11,761,039.56	1,514,410.05	13,275,449.61
CDC	0.00	0.00	0.00
NCAA	0.00	0.00	0.00
Less: Notice of Transfer Allocations (NTA)* issued	0.00	0.00	0.00
Total Disbursements Authorities Available	179,273,950.56	40,740,835.05	220,014,785.61
Less	0.00	0.00	0.00
Lapsed NCA Disbursements	169,609,539.04	40,959,543.03	210,569,082.07
Less: Other Non-Cash Disbursements	0.00	0.00	0.00
Disbursements effected through outright deductions from claims	0.00	0.00	0.00
Overpayment of expenses(e.g. personnel benefits)	0.00	0.00	0.00
Restitution for loss of government property	0.00	0.00	0.00
Liquidated damages and similar claims	0.00	0.00	0.00
Others (e.g. TEF, BTr, Docs Stamp, etc.)	0.00	0.00	0.00
Add/Less: Adjustments (e.g. cancelled/staled checks)	0.00	0.00	0.00
Balance of Disbursement Authorities as at date	9,664,411.52	-218,707.98	9,445,703.54
Total Disbursements Program	179,273,950.56	40,740,835.05	220,014,785.61
Less: * Actual Disbursements	169,609,539.04	40,959,543.03	210,569,082.07
(Over)/Under spending~	9,664,411.52	(218,707.98)	9,445,703.54

Notes: * The use of NTA is discouraged
 Notes: ** Amounts should tally with the grand total disbursemnt (column 27).

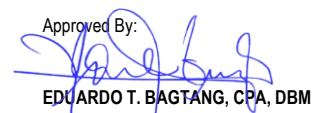
Certified Correct:


ARNOLD A. TANDING, CPA, MBA
 Accountant III
 Date : 2022-09-08 15:47:08

Recommending Approval:


DANILO T. BUEN, MBA
 Director, FMS
 Date : 2022-09-08 15:50:20

Approved By:


EDUARDO T. BAGTANG, CPA, DBM
 SUC President III
 Date : 2022-09-08 15:53:58

MONTHLY REPORT OF DISBURSEMENTS
For the month of September 2022

Department : **State Universities and Colleges (SUCs)**
 Agency : **Kalinga State University**
 Operating Unit : **<not applicable>**
 Organization Code: **08 019 000000**
 Funding Cluster: **01 - Regular Agency Fund**

Particulars	Current Year Budget					Prior Year's Budget											SUB-TOTAL	Trust Liabilities				Grand Total					Remarks	
	PS	MODE	FinEx	CO	TOTAL	Prior Year's Accounts Payable					Current Year's Accounts Payable							PS	MODE	CO	TOTAL	PS	MODE	FinEx	CO	TOTAL		
						PS	MODE	FinEx	CO	Sub-Total	PS	MODE	FinEx	CO	Sub-Total	TOTAL												
1	2	3	4	5	6=(2+3+4+5)	7	8	9	10	11=(7+8+9+10)	12	13	14	15	16=(12+13+14+15)	17=(11+16)	18=(6+17)	19	20	21	22=(19+20+21)	23	24	25	26	27=(23+24+25+26)	28	
CASH DISBURSEMENTS	13,966,472.39	5,386,756.44	0.00	124,573.66	19,477,802.49	0.00	217,076.43	0.00	7,410,952.92	7,628,029.35	0.00	0.00	0.00	0.00	0.00	7,628,029.35	27,105,831.84	0.00	0.00	0.00	0.00	13,966,472.39	5,603,832.87	0.00	7,535,526.58	27,105,831.84		
Notice of Cash Allocation (NCA)	13,966,472.39	5,386,756.44	0.00	124,573.66	19,477,802.49	0.00	217,076.43	0.00	7,410,952.92	7,628,029.35	0.00	0.00	0.00	0.00	0.00	7,628,029.35	27,105,831.84	0.00	0.00	0.00	0.00	13,966,472.39	5,603,832.87	0.00	7,535,526.58	27,105,831.84		
MDS Checks Issued	160,560.23	2,805,898.20	0.00	0.00	2,966,458.43	0.00	0.00	0.00	7,098,659.56	7,098,659.56	0.00	0.00	0.00	0.00	0.00	7,098,659.56	10,065,117.99	0.00	0.00	0.00	0.00	160,560.23	2,805,898.20	0.00	7,098,659.56	10,065,117.99		
Advice to Debit Account	13,805,912.16	2,580,858.24	0.00	124,573.66	16,511,344.06	0.00	217,076.43	0.00	312,293.36	529,369.79	0.00	0.00	0.00	0.00	0.00	529,369.79	17,040,713.85	0.00	0.00	0.00	0.00	13,805,912.16	2,797,934.67	0.00	436,867.02	17,040,713.85		
Notice of Transfer of Allocation (NTA)	0.00	0.00	0.00	0.00	0.00	0.00	0.00	0.00	0.00	0.00	0.00	0.00	0.00	0.00	0.00	0.00	0.00	0.00	0.00	0.00	0.00	0.00	0.00	0.00	0.00	0.00	0.00	
MDS Checks Issued	0.00	0.00	0.00	0.00	0.00	0.00	0.00	0.00	0.00	0.00	0.00	0.00	0.00	0.00	0.00	0.00	0.00	0.00	0.00	0.00	0.00	0.00	0.00	0.00	0.00	0.00	0.00	
Advice to Debit Account	0.00	0.00	0.00	0.00	0.00	0.00	0.00	0.00	0.00	0.00	0.00	0.00	0.00	0.00	0.00	0.00	0.00	0.00	0.00	0.00	0.00	0.00	0.00	0.00	0.00	0.00	0.00	
Working Fund for FAPs	0.00	0.00	0.00	0.00	0.00	0.00	0.00	0.00	0.00	0.00	0.00	0.00	0.00	0.00	0.00	0.00	0.00	0.00	0.00	0.00	0.00	0.00	0.00	0.00	0.00	0.00	0.00	
Cash Disbursement Ceiling (CDC)	0.00	0.00	0.00	0.00	0.00	0.00	0.00	0.00	0.00	0.00	0.00	0.00	0.00	0.00	0.00	0.00	0.00	0.00	0.00	0.00	0.00	0.00	0.00	0.00	0.00	0.00	0.00	
TOTAL CASH DISBURSEMENTS	13,966,472.39	5,386,756.44	0.00	124,573.66	19,477,802.49	0.00	217,076.43	0.00	7,410,952.92	7,628,029.35	0.00	0.00	0.00	0.00	0.00	7,628,029.35	27,105,831.84	0.00	0.00	0.00	0.00	13,966,472.39	5,603,832.87	0.00	7,535,526.58	27,105,831.84		
NON-CASH DISBURSEMENTS	1,434,914.74	135,638.32	0.00	579,020.22	2,149,573.28	0.00	0.00	0.00	0.00	0.00	0.00	0.00	0.00	0.00	0.00	0.00	2,149,573.28	0.00	0.00	0.00	0.00	1,434,914.74	135,638.32	0.00	579,020.22	2,149,573.28		
Tax Remittance Advices Issued (TRA)	1,434,914.74	135,638.32	0.00	579,020.22	2,149,573.28	0.00	0.00	0.00	0.00	0.00	0.00	0.00	0.00	0.00	0.00	0.00	2,149,573.28	0.00	0.00	0.00	0.00	1,434,914.74	135,638.32	0.00	579,020.22	2,149,573.28		
Non-Cash Availment Authority (NCAA)	0.00	0.00	0.00	0.00	0.00	0.00	0.00	0.00	0.00	0.00	0.00	0.00	0.00	0.00	0.00	0.00	0.00	0.00	0.00	0.00	0.00	0.00	0.00	0.00	0.00	0.00	0.00	
Disbursements effected through outright deductions from claims (please specify...)	0.00	0.00	0.00	0.00	0.00	0.00	0.00	0.00	0.00	0.00	0.00	0.00	0.00	0.00	0.00	0.00	0.00	0.00	0.00	0.00	0.00	0.00	0.00	0.00	0.00	0.00	0.00	
Overpayment of expenses(e.g. personnel benefits)	0.00	0.00	0.00	0.00	0.00	0.00	0.00	0.00	0.00	0.00	0.00	0.00	0.00	0.00	0.00	0.00	0.00	0.00	0.00	0.00	0.00	0.00	0.00	0.00	0.00	0.00	0.00	
Restitution for loss of government property	0.00	0.00	0.00	0.00	0.00	0.00	0.00	0.00	0.00	0.00	0.00	0.00	0.00	0.00	0.00	0.00	0.00	0.00	0.00	0.00	0.00	0.00	0.00	0.00	0.00	0.00	0.00	
Liquidated damages and similar claims	0.00	0.00	0.00	0.00	0.00	0.00	0.00	0.00	0.00	0.00	0.00	0.00	0.00	0.00	0.00	0.00	0.00	0.00	0.00	0.00	0.00	0.00	0.00	0.00	0.00	0.00	0.00	
Others(TEF, BTr-Documentary StampTax, etc.)	0.00	0.00	0.00	0.00	0.00	0.00	0.00	0.00	0.00	0.00	0.00	0.00	0.00	0.00	0.00	0.00	0.00	0.00	0.00	0.00	0.00	0.00	0.00	0.00	0.00	0.00	0.00	
TOTAL NON-CASH DISBURSEMENTS	1,434,914.74	135,638.32	0.00	579,020.22	2,149,573.28	0.00	0.00	0.00	0.00	0.00	0.00	0.00	0.00	0.00	0.00	0.00	2,149,573.28	0.00	0.00	0.00	0.00	1,434,914.74	135,638.32	0.00	579,020.22	2,149,573.28		
GRAND TOTAL	15,401,387.13	5,522,394.76	0.00	703,593.88	21,627,375.77	0.00	217,076.43	0.00	7,410,952.92	7,628,029.35	0.00	0.00	0.00	0.00	0.00	7,628,029.35	29,255,405.12	0.00	0.00	0.00	0.00	15,401,387.13	5,739,471.19	0.00	8,114,546.80	29,255,405.12		

MONTHLY REPORT OF DISBURSEMENTS
For the month of September 2022

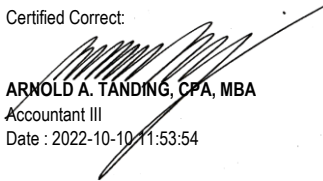
Department : **State Universities and Colleges (SUCs)**
 Agency : **Kalinga State University**
 Operating Unit : **<not applicable>**
 Organization Code: **08 019 0000000**
 Funding Cluster: **01 - Regular Agency Fund**

Summary


PARTICULARS (1)	PREVIOUS REPORT (2)	CURRENT MONTH (3)	AS OF DATE (4)
Total Disbursement Authorities Received	220,014,785.61	19,761,573.28	239,776,358.89
NCA	206,739,336.00	17,612,000.00	224,351,336.00
NTA	0.00	0.00	0.00
Working Fund	0.00	0.00	0.00
TRA	13,275,449.61	2,149,573.28	15,425,022.89
CDC	0.00	0.00	0.00
NCAA	0.00	0.00	0.00
Less: Notice of Transfer Allocations (NTA)* issued	0.00	0.00	0.00
Total Disbursements Authorities Available	220,014,785.61	19,761,573.28	239,776,358.89
Less	0.00	0.00	0.00
Lapsed NCA	0.00	0.00	0.00
Disbursements	210,569,082.07	29,255,405.12	239,824,487.19
Less: Other Non-Cash Disbursements	0.00	0.00	0.00
Disbursements effected through outright deductions from claims	0.00	0.00	0.00
Overpayment of expenses(e.g. personnel benefits)	0.00	0.00	0.00
Restitution for loss of government property	0.00	0.00	0.00
Liquidated damages and similar claims	0.00	0.00	0.00
Others (e.g. TEF, BTr, Docs Stamp, etc.)	0.00	0.00	0.00
Add/Less: Adjustments (e.g. cancelled/staled checks)	48,128.30	0.00	48,128.30
Balance of Disbursement Authorities as at date	9,493,831.84	-9,493,831.84	0.00
Total Disbursements Program	220,014,785.61	19,761,573.28	239,776,358.89
Less: * Actual Disbursements	210,520,953.77	29,255,405.12	239,776,358.89
(Over)/Under spending~	9,493,831.84	(9,493,831.84)	0.00

Notes: * The use of NTA is discouraged
 Notes: ** Amounts should tally with the grand total disbursement (column 27).


Certified Correct:


ARNOLD A. TANDING, CPA, MBA
 Accountant III
 Date : 2022-10-10 11:53:54

Recommending Approval:


DANILO T. BUEN, MBA
 Director, FMS
 Date : 2022-10-10 11:56:53

Approved By:


EDJARDO T. BAGTANG, CPA, DBM
 SUC President/III
 Date : 2022-10-10 12:03:20

MONTHLY REPORT OF DISBURSEMENTS
For the month of October 2022

Department : **State Universities and Colleges (SUCs)**
 Agency : **Kalinga State University**
 Operating Unit : **<not applicable>**
 Organization Code: **08 019 0000000**
 Funding Cluster: **01 - Regular Agency Fund**

PARTICULARS	CURRENT YEAR BUDGET					PRIOR YEAR'S BUDGET											Sub-Total	TRUST LIABILITIES				GRAND TOTAL					REMARKS	
	PS	MOOE	FinEx	CO	TOTAL	PRIOR YEAR'S ACCOUNTS PAYABLE					CURRENT YEAR'S ACCOUNTS PAYABLE					PS		MOOE	CO	TOTAL	PS	MOOE	FinEx	CO	TOTAL			
						PS	MOOE	FinEx	CO	Sub-Total	PS	MOOE	FinEx	CO	Sub-Total											TOTAL		
1	2	3	4	5	6=(2+3+4+5)	7	8	9	10	11=(7+8+9+10)	12	13	14	15	16=(12+13+14+15)	17=(11+16)	18=(6+17)	19	20	21	22=(19+20+21)	23	24	25	26	27=(23+24+25+26)	28	
CASH DISBURSEMENTS	9,124,839.53	1,822,030.05	0.00	120,007.31	11,066,876.89	0.00	0.00	0.00	0.00	0.00	0.00	0.00	0.00	0.00	0.00	0.00	11,066,876.89	0.00	0.00	0.00	0.00	9,124,839.53	1,822,030.05	0.00	120,007.31	11,066,876.89		
Notice of Cash Allocation (NCA)	9,124,839.53	1,822,030.05	0.00	120,007.31	11,066,876.89	0.00	0.00	0.00	0.00	0.00	0.00	0.00	0.00	0.00	0.00	0.00	11,066,876.89	0.00	0.00	0.00	0.00	9,124,839.53	1,822,030.05	0.00	120,007.31	11,066,876.89		
MDS Checks Issued	211,878.56	243,447.19	0.00	0.00	455,325.75	0.00	0.00	0.00	0.00	0.00	0.00	0.00	0.00	0.00	0.00	0.00	455,325.75	0.00	0.00	0.00	0.00	211,878.56	243,447.19	0.00	0.00	455,325.75		
Advice to Debit Account	8,912,960.97	1,578,582.86	0.00	120,007.31	10,611,551.14	0.00	0.00	0.00	0.00	0.00	0.00	0.00	0.00	0.00	0.00	0.00	10,611,551.14	0.00	0.00	0.00	0.00	8,912,960.97	1,578,582.86	0.00	120,007.31	10,611,551.14		
Notice of Transfer of Allocation (NTA)	0.00	0.00	0.00	0.00	0.00	0.00	0.00	0.00	0.00	0.00	0.00	0.00	0.00	0.00	0.00	0.00	0.00	0.00	0.00	0.00	0.00	0.00	0.00	0.00	0.00	0.00	0.00	
MDS Checks Issued	0.00	0.00	0.00	0.00	0.00	0.00	0.00	0.00	0.00	0.00	0.00	0.00	0.00	0.00	0.00	0.00	0.00	0.00	0.00	0.00	0.00	0.00	0.00	0.00	0.00	0.00	0.00	
Advice to Debit Account	0.00	0.00	0.00	0.00	0.00	0.00	0.00	0.00	0.00	0.00	0.00	0.00	0.00	0.00	0.00	0.00	0.00	0.00	0.00	0.00	0.00	0.00	0.00	0.00	0.00	0.00	0.00	
Working Fund for FAPs	0.00	0.00	0.00	0.00	0.00	0.00	0.00	0.00	0.00	0.00	0.00	0.00	0.00	0.00	0.00	0.00	0.00	0.00	0.00	0.00	0.00	0.00	0.00	0.00	0.00	0.00	0.00	
Cash Disbursement Ceiling (CDC)	0.00	0.00	0.00	0.00	0.00	0.00	0.00	0.00	0.00	0.00	0.00	0.00	0.00	0.00	0.00	0.00	0.00	0.00	0.00	0.00	0.00	0.00	0.00	0.00	0.00	0.00	0.00	
TOTAL CASH DISBURSEMENTS	9,124,839.53	1,822,030.05	0.00	120,007.31	11,066,876.89	0.00	0.00	0.00	0.00	0.00	0.00	0.00	0.00	0.00	0.00	0.00	11,066,876.89	0.00	0.00	0.00	0.00	9,124,839.53	1,822,030.05	0.00	120,007.31	11,066,876.89		
NON-CASH DISBURSEMENTS	1,298,804.96	72,701.50	0.00	0.00	1,371,506.46	0.00	0.00	0.00	0.00	0.00	0.00	0.00	0.00	0.00	0.00	0.00	1,371,506.46	0.00	0.00	0.00	0.00	1,298,804.96	72,701.50	0.00	0.00	1,371,506.46		
Tax Remittance Advices Issued (TRA)	1,298,804.96	72,701.50	0.00	0.00	1,371,506.46	0.00	0.00	0.00	0.00	0.00	0.00	0.00	0.00	0.00	0.00	0.00	1,371,506.46	0.00	0.00	0.00	0.00	1,298,804.96	72,701.50	0.00	0.00	1,371,506.46		
Non-Cash Availment Authority (NCAA)	0.00	0.00	0.00	0.00	0.00	0.00	0.00	0.00	0.00	0.00	0.00	0.00	0.00	0.00	0.00	0.00	0.00	0.00	0.00	0.00	0.00	0.00	0.00	0.00	0.00	0.00	0.00	
Disbursements effected through outright deductions from claims (please specify...)	0.00	0.00	0.00	0.00	0.00	0.00	0.00	0.00	0.00	0.00	0.00	0.00	0.00	0.00	0.00	0.00	0.00	0.00	0.00	0.00	0.00	0.00	0.00	0.00	0.00	0.00	0.00	
Overpayment of expenses(e.g. personnel benefits)	0.00	0.00	0.00	0.00	0.00	0.00	0.00	0.00	0.00	0.00	0.00	0.00	0.00	0.00	0.00	0.00	0.00	0.00	0.00	0.00	0.00	0.00	0.00	0.00	0.00	0.00	0.00	
Restitution for loss of government property	0.00	0.00	0.00	0.00	0.00	0.00	0.00	0.00	0.00	0.00	0.00	0.00	0.00	0.00	0.00	0.00	0.00	0.00	0.00	0.00	0.00	0.00	0.00	0.00	0.00	0.00	0.00	
Liquidated damages and similar claims	0.00	0.00	0.00	0.00	0.00	0.00	0.00	0.00	0.00	0.00	0.00	0.00	0.00	0.00	0.00	0.00	0.00	0.00	0.00	0.00	0.00	0.00	0.00	0.00	0.00	0.00	0.00	
Others(TEF, BTr-Documentary StampTax, etc.)	0.00	0.00	0.00	0.00	0.00	0.00	0.00	0.00	0.00	0.00	0.00	0.00	0.00	0.00	0.00	0.00	0.00	0.00	0.00	0.00	0.00	0.00	0.00	0.00	0.00	0.00	0.00	
TOTAL NON-CASH DISBURSEMENTS	1,298,804.96	72,701.50	0.00	0.00	1,371,506.46	0.00	0.00	0.00	0.00	0.00	0.00	0.00	0.00	0.00	0.00	0.00	1,371,506.46	0.00	0.00	0.00	0.00	1,298,804.96	72,701.50	0.00	0.00	1,371,506.46		
GRAND TOTAL	10,423,644.49	1,894,731.55	0.00	120,007.31	12,438,383.35	0.00	0.00	0.00	0.00	0.00	0.00	0.00	0.00	0.00	0.00	0.00	12,438,383.35	0.00	0.00	0.00	0.00	10,423,644.49	1,894,731.55	0.00	120,007.31	12,438,383.35		

MONTHLY REPORT OF DISBURSEMENTS
For the month of October 2022


Department : **State Universities and Colleges (SUCs)**
 Agency : **Kalinga State University**
 Operating Unit : **<not applicable>**
 Organization Code: **08 019 0000000**
 Funding Cluster: **01 - Regular Agency Fund**

Summary


PARTICULARS (1)	PREVIOUS REPORT (2)	CURRENT MONTH (3)	AS OF DATE (4)
Total Disbursement Authorities Received	239,776,358.89	34,869,006.46	274,645,365.35
NCA	224,351,336.00	33,497,500.00	257,848,836.00
NTA	0.00	0.00	0.00
Working Fund	0.00	0.00	0.00
TRA	15,425,022.89	1,371,506.46	16,796,529.35
CDC	0.00	0.00	0.00
NCAA	0.00	0.00	0.00
Less: Notice of Transfer Allocations (NTA)* issued	0.00	0.00	0.00
Total Disbursements Authorities Available	239,776,358.89	34,869,006.46	274,645,365.35
Less	0.00	0.00	0.00
Lapsed NCA	0.00	0.00	0.00
Disbursements	239,824,487.19	12,438,383.35	252,262,870.54
Less: Other Non-Cash Disbursements	0.00	0.00	0.00
Disbursements effected through outright deductions from claims	0.00	0.00	0.00
Overpayment of expenses(e.g. personnel benefits)	0.00	0.00	0.00
Restitution for loss of government property	0.00	0.00	0.00
Liquidated damages and similar claims	0.00	0.00	0.00
Others (e.g. TEF, BTr, Docs Stamp, etc.)	0.00	0.00	0.00
Add/Less: Adjustments (e.g. cancelled/staled checks)	48,128.30	0.00	48,128.30
Balance of Disbursement Authorities as at date	0.00	22,430,623.11	22,430,623.11
Total Disbursements Program	239,776,358.89	34,869,006.46	274,645,365.35
Less: * Actual Disbursements	239,776,358.89	12,438,383.35	252,214,742.24
(Over)/Under spending~	0.00	22,430,623.11	22,430,623.11

Notes: * The use of NTA is discouraged
 Notes: ** Amounts should tally with the grand total disbursemnt (column 27).


Certified Correct:


ARNOLD A. TANDING, CPA, MBA
 Accountant III
 Date : 2022-11-10 10:05:50

Recommending Approval:


DANILO T. BUEN, MBA
 Director, FMS
 Date : 2022-11-10 10:08:06

Approved By:


EDUARDO T. BAGTANG, CPA, DBM
 SUC President III
 Date : 2022-11-10 10:10:35

MONTHLY REPORT OF DISBURSEMENTS
For the month of November 2022

Department : **State Universities and Colleges (SUCs)**
 Agency : **Kalinga State University**
 Operating Unit : **<not applicable>**
 Organization Code: **08 019 0000000**
 Funding Cluster: **01 - Regular Agency Fund**

PARTICULARS	CURRENT YEAR BUDGET					PRIOR YEAR'S BUDGET											Sub-Total	TRUST LIABILITIES				GRAND TOTAL					REMARKS	
	PS	MOOE	FinEx	CO	TOTAL	PRIOR YEAR'S ACCOUNTS PAYABLE					CURRENT YEAR'S ACCOUNTS PAYABLE					TOTAL		PS	MOOE	CO	TOTAL	PS	MOOE	FinEx	CO	TOTAL		
						PS	MOOE	FinEx	CO	Sub-Total	PS	MOOE	FinEx	CO	Sub-Total													PS
1	2	3	4	5	6=(2+3+4+5)	7	8	9	10	11=(7+8+9+10)	12	13	14	15	16=(12+13+14+15)	17=(11+16)	18=(6+17)	19	20	21	22=(19+20+21)	23	24	25	26	27=(23+24+25+26)	28	
CASH DISBURSEMENTS	25,038,471.82	5,871,087.04	0.00	86,157.92	30,995,716.78	0.00	0.00	0.00	0.00	0.00	0.00	0.00	0.00	0.00	0.00	0.00	30,995,716.78	0.00	0.00	0.00	0.00	25,038,471.82	5,871,087.04	0.00	86,157.92	30,995,716.78		
Notice of Cash Allocation (NCA)	25,038,471.82	5,871,087.04	0.00	86,157.92	30,995,716.78	0.00	0.00	0.00	0.00	0.00	0.00	0.00	0.00	0.00	0.00	0.00	30,995,716.78	0.00	0.00	0.00	0.00	25,038,471.82	5,871,087.04	0.00	86,157.92	30,995,716.78		
MDS Checks Issued	1,337,575.12	288,161.44	0.00	0.00	1,625,736.56	0.00	0.00	0.00	0.00	0.00	0.00	0.00	0.00	0.00	0.00	0.00	1,625,736.56	0.00	0.00	0.00	0.00	1,337,575.12	288,161.44	0.00	0.00	1,625,736.56		
Advice to Debit Account	23,700,896.70	5,582,925.60	0.00	86,157.92	29,369,980.22	0.00	0.00	0.00	0.00	0.00	0.00	0.00	0.00	0.00	0.00	0.00	29,369,980.22	0.00	0.00	0.00	0.00	23,700,896.70	5,582,925.60	0.00	86,157.92	29,369,980.22		
Notice of Transfer of Allocation (NTA)	0.00	0.00	0.00	0.00	0.00	0.00	0.00	0.00	0.00	0.00	0.00	0.00	0.00	0.00	0.00	0.00	0.00	0.00	0.00	0.00	0.00	0.00	0.00	0.00	0.00	0.00	0.00	
MDS Checks Issued	0.00	0.00	0.00	0.00	0.00	0.00	0.00	0.00	0.00	0.00	0.00	0.00	0.00	0.00	0.00	0.00	0.00	0.00	0.00	0.00	0.00	0.00	0.00	0.00	0.00	0.00	0.00	
Advice to Debit Account	0.00	0.00	0.00	0.00	0.00	0.00	0.00	0.00	0.00	0.00	0.00	0.00	0.00	0.00	0.00	0.00	0.00	0.00	0.00	0.00	0.00	0.00	0.00	0.00	0.00	0.00	0.00	
Working Fund for FAPs	0.00	0.00	0.00	0.00	0.00	0.00	0.00	0.00	0.00	0.00	0.00	0.00	0.00	0.00	0.00	0.00	0.00	0.00	0.00	0.00	0.00	0.00	0.00	0.00	0.00	0.00	0.00	
Cash Disbursement Ceiling (CDC)	0.00	0.00	0.00	0.00	0.00	0.00	0.00	0.00	0.00	0.00	0.00	0.00	0.00	0.00	0.00	0.00	0.00	0.00	0.00	0.00	0.00	0.00	0.00	0.00	0.00	0.00	0.00	
TOTAL CASH DISBURSEMENTS	25,038,471.82	5,871,087.04	0.00	86,157.92	30,995,716.78	0.00	0.00	0.00	0.00	0.00	0.00	0.00	0.00	0.00	0.00	0.00	30,995,716.78	0.00	0.00	0.00	0.00	25,038,471.82	5,871,087.04	0.00	86,157.92	30,995,716.78		
NON-CASH DISBURSEMENTS	3,063,632.80	110,402.79	0.00	0.00	3,174,035.59	0.00	0.00	0.00	0.00	0.00	0.00	0.00	0.00	0.00	0.00	0.00	3,174,035.59	0.00	0.00	0.00	0.00	3,063,632.80	110,402.79	0.00	0.00	3,174,035.59		
Tax Remittance Advices Issued (TRA)	3,063,632.80	110,402.79	0.00	0.00	3,174,035.59	0.00	0.00	0.00	0.00	0.00	0.00	0.00	0.00	0.00	0.00	0.00	3,174,035.59	0.00	0.00	0.00	0.00	3,063,632.80	110,402.79	0.00	0.00	3,174,035.59		
Non-Cash Availment Authority (NCAA)	0.00	0.00	0.00	0.00	0.00	0.00	0.00	0.00	0.00	0.00	0.00	0.00	0.00	0.00	0.00	0.00	0.00	0.00	0.00	0.00	0.00	0.00	0.00	0.00	0.00	0.00	0.00	
Disbursements effected through outright deductions from claims (please specify...)	0.00	0.00	0.00	0.00	0.00	0.00	0.00	0.00	0.00	0.00	0.00	0.00	0.00	0.00	0.00	0.00	0.00	0.00	0.00	0.00	0.00	0.00	0.00	0.00	0.00	0.00	0.00	
Overpayment of expenses(e.g. personnel benefits)	0.00	0.00	0.00	0.00	0.00	0.00	0.00	0.00	0.00	0.00	0.00	0.00	0.00	0.00	0.00	0.00	0.00	0.00	0.00	0.00	0.00	0.00	0.00	0.00	0.00	0.00	0.00	
Restitution for loss of government property	0.00	0.00	0.00	0.00	0.00	0.00	0.00	0.00	0.00	0.00	0.00	0.00	0.00	0.00	0.00	0.00	0.00	0.00	0.00	0.00	0.00	0.00	0.00	0.00	0.00	0.00	0.00	
Liquidated damages and similar claims	0.00	0.00	0.00	0.00	0.00	0.00	0.00	0.00	0.00	0.00	0.00	0.00	0.00	0.00	0.00	0.00	0.00	0.00	0.00	0.00	0.00	0.00	0.00	0.00	0.00	0.00	0.00	
Others(TEF, BTr-Documentary StampTax, etc.)	0.00	0.00	0.00	0.00	0.00	0.00	0.00	0.00	0.00	0.00	0.00	0.00	0.00	0.00	0.00	0.00	0.00	0.00	0.00	0.00	0.00	0.00	0.00	0.00	0.00	0.00	0.00	
TOTAL NON-CASH DISBURSEMENTS	3,063,632.80	110,402.79	0.00	0.00	3,174,035.59	0.00	0.00	0.00	0.00	0.00	0.00	0.00	0.00	0.00	0.00	0.00	3,174,035.59	0.00	0.00	0.00	0.00	3,063,632.80	110,402.79	0.00	0.00	3,174,035.59		
GRAND TOTAL	28,102,104.62	5,981,489.83	0.00	86,157.92	34,169,752.37	0.00	0.00	0.00	0.00	0.00	0.00	0.00	0.00	0.00	0.00	0.00	34,169,752.37	0.00	0.00	0.00	0.00	28,102,104.62	5,981,489.83	0.00	86,157.92	34,169,752.37		

MONTHLY REPORT OF DISBURSEMENTS
For the month of November 2022

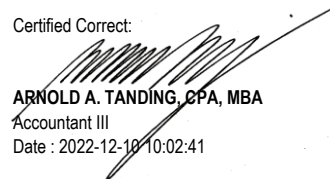
Department : **State Universities and Colleges (SUCs)**
 Agency : **Kalinga State University**
 Operating Unit : **<not applicable>**
 Organization Code: **08 019 0000000**
 Funding Cluster: **01 - Regular Agency Fund**

Summary


PARTICULARS	PREVIOUS REPORT	CURRENT MONTH	AS OF DATE
(1)	(2)	(3)	(4)
Total Disbursement Authorities Received	274,645,365.35	40,690,601.59	315,335,966.94
NCA	257,848,836.00	37,516,566.00	295,365,402.00
NTA	0.00	0.00	0.00
Working Fund	0.00	0.00	0.00
TRA	16,796,529.35	3,174,035.59	19,970,564.94
CDC	0.00	0.00	0.00
NCAA	0.00	0.00	0.00
Less: Notice of Transfer Allocations (NTA)* issued	0.00	0.00	0.00
Total Disbursements Authorities Available	274,645,365.35	40,690,601.59	315,335,966.94
Less	0.00	0.00	0.00
Lapsed NCA Disbursements	252,262,870.54	34,169,752.37	286,432,622.91
Less: Other Non-Cash Disbursements	0.00	0.00	0.00
Disbursements effected through outright deductions from claims	0.00	0.00	0.00
Overpayment of expenses(e.g. personnel benefits)	0.00	0.00	0.00
Restitution for loss of government property	0.00	0.00	0.00
Liquidated damages and similar claims	0.00	0.00	0.00
Others (e.g. TEF, BTr, Docs Stamp, etc.)	0.00	0.00	0.00
Add/Less: Adjustments (e.g. cancelled/staled checks)	48,128.30	0.00	48,128.30
Balance of Disbursement Authorities as at date	22,430,623.11	6,520,849.22	28,951,472.33
Total Disbursements Program	274,645,365.35	40,690,601.59	315,335,966.94
Less: * Actual Disbursements	252,214,742.24	34,169,752.37	286,384,494.61
(Over)/Under spending-	22,430,623.11	6,520,849.22	28,951,472.33

Notes: * The use of NTA is discouraged
 Notes: ** Amounts should tally with the grand total disbursement (column 27).


Certified Correct:


ARNOLD A. TANDING, CPA, MBA
 Accountant III
 Date : 2022-12-10 10:02:41

Recommending Approval:


DANILO T. BUEN, MBA
 Director, FMS
 Date : 2022-12-10 10:04:05

Approved By:


EDUARDO T. BAGTANG, CPA, DBM
 SUC President III
 Date : 2022-12-10 10:06:15

MONTHLY REPORT OF DISBURSEMENTS
For the month of December 2022

Department : **State Universities and Colleges (SUCs)**
 Agency : **Kalinga State University**
 Operating Unit : **<not applicable>**
 Organization Code: **08 019 0000000**
 Funding Cluster: **01 - Regular Agency Fund**

PARTICULARS	CURRENT YEAR BUDGET					PRIOR YEAR'S BUDGET											Sub-Total	TRUST LIABILITIES				GRAND TOTAL					REMARKS	
						PRIOR YEAR'S ACCOUNTS PAYABLE					CURRENT YEAR'S ACCOUNTS PAYABLE							PS	MODE	CO	TOTAL							
	PS	MODE	FinEx	CO	TOTAL	PS	MODE	FinEx	CO	Sub-Total	PS	MODE	FinEx	CO	Sub-Total	TOTAL		18=(6+17)	19	20	21	22=(19+20+21)	PS	MODE	FinEx	CO		TOTAL
CASH DISBURSEMENTS	33,782,561.76	37,367,327.34	0.00	4,687,902.61	75,837,791.71	0.00	179,016.96	0.00	0.00	179,016.96	0.00	0.00	0.00	0.00	0.00	179,016.96	76,016,808.67	0.00	0.00	0.00	0.00	33,782,561.76	37,546,344.30	0.00	4,687,902.61	76,016,808.67		
Notice of Cash Allocation (NCA)	33,782,561.76	37,367,327.34	0.00	4,687,902.61	75,837,791.71	0.00	179,016.96	0.00	0.00	179,016.96	0.00	0.00	0.00	0.00	0.00	179,016.96	76,016,808.67	0.00	0.00	0.00	0.00	33,782,561.76	37,546,344.30	0.00	4,687,902.61	76,016,808.67		
MDS Checks Issued	2,212,304.79	2,528,086.02	0.00	0.00	4,740,390.81	0.00	179,016.96	0.00	0.00	179,016.96	0.00	0.00	0.00	0.00	0.00	179,016.96	4,919,407.77	0.00	0.00	0.00	0.00	2,212,304.79	2,707,102.98	0.00	0.00	4,919,407.77		
Advice to Debit Account	31,570,256.97	34,839,241.32	0.00	4,687,902.61	71,097,400.90	0.00	0.00	0.00	0.00	0.00	0.00	0.00	0.00	0.00	0.00	0.00	71,097,400.90	0.00	0.00	0.00	0.00	31,570,256.97	34,839,241.32	0.00	4,687,902.61	71,097,400.90		
Notice of Transfer of Allocation (NTA)	0.00	0.00	0.00	0.00	0.00	0.00	0.00	0.00	0.00	0.00	0.00	0.00	0.00	0.00	0.00	0.00	0.00	0.00	0.00	0.00	0.00	0.00	0.00	0.00	0.00	0.00	0.00	
MDS Checks Issued	0.00	0.00	0.00	0.00	0.00	0.00	0.00	0.00	0.00	0.00	0.00	0.00	0.00	0.00	0.00	0.00	0.00	0.00	0.00	0.00	0.00	0.00	0.00	0.00	0.00	0.00	0.00	
Advice to Debit Account	0.00	0.00	0.00	0.00	0.00	0.00	0.00	0.00	0.00	0.00	0.00	0.00	0.00	0.00	0.00	0.00	0.00	0.00	0.00	0.00	0.00	0.00	0.00	0.00	0.00	0.00	0.00	
Working Fund for FAPs	0.00	0.00	0.00	0.00	0.00	0.00	0.00	0.00	0.00	0.00	0.00	0.00	0.00	0.00	0.00	0.00	0.00	0.00	0.00	0.00	0.00	0.00	0.00	0.00	0.00	0.00	0.00	
Cash Disbursement Ceiling (CDC)	0.00	0.00	0.00	0.00	0.00	0.00	0.00	0.00	0.00	0.00	0.00	0.00	0.00	0.00	0.00	0.00	0.00	0.00	0.00	0.00	0.00	0.00	0.00	0.00	0.00	0.00	0.00	
TOTAL CASH DISBURSEMENTS	33,782,561.76	37,367,327.34	0.00	4,687,902.61	75,837,791.71	0.00	179,016.96	0.00	0.00	179,016.96	0.00	0.00	0.00	0.00	0.00	179,016.96	76,016,808.67	0.00	0.00	0.00	0.00	33,782,561.76	37,546,344.30	0.00	4,687,902.61	76,016,808.67		
NON-CASH DISBURSEMENTS	4,122,956.07	377,657.02	0.00	337,777.65	4,838,390.74	0.00	0.00	0.00	0.00	0.00	0.00	0.00	0.00	0.00	0.00	0.00	4,838,390.74	0.00	0.00	0.00	0.00	4,122,956.07	377,657.02	0.00	337,777.65	4,838,390.74		
Tax Remittance Advices Issued (TRA)	4,122,956.07	377,657.02	0.00	337,777.65	4,838,390.74	0.00	0.00	0.00	0.00	0.00	0.00	0.00	0.00	0.00	0.00	0.00	4,838,390.74	0.00	0.00	0.00	0.00	4,122,956.07	377,657.02	0.00	337,777.65	4,838,390.74		
Non-Cash Availment Authority (NCAA)	0.00	0.00	0.00	0.00	0.00	0.00	0.00	0.00	0.00	0.00	0.00	0.00	0.00	0.00	0.00	0.00	0.00	0.00	0.00	0.00	0.00	0.00	0.00	0.00	0.00	0.00	0.00	
Disbursements effected through outright deductions from claims (please specify...)	0.00	0.00	0.00	0.00	0.00	0.00	0.00	0.00	0.00	0.00	0.00	0.00	0.00	0.00	0.00	0.00	0.00	0.00	0.00	0.00	0.00	0.00	0.00	0.00	0.00	0.00	0.00	
Overpayment of expenses(e.g. personnel benefits)	0.00	0.00	0.00	0.00	0.00	0.00	0.00	0.00	0.00	0.00	0.00	0.00	0.00	0.00	0.00	0.00	0.00	0.00	0.00	0.00	0.00	0.00	0.00	0.00	0.00	0.00	0.00	
Restitution for loss of government property	0.00	0.00	0.00	0.00	0.00	0.00	0.00	0.00	0.00	0.00	0.00	0.00	0.00	0.00	0.00	0.00	0.00	0.00	0.00	0.00	0.00	0.00	0.00	0.00	0.00	0.00	0.00	
Liquidated damages and similar claims	0.00	0.00	0.00	0.00	0.00	0.00	0.00	0.00	0.00	0.00	0.00	0.00	0.00	0.00	0.00	0.00	0.00	0.00	0.00	0.00	0.00	0.00	0.00	0.00	0.00	0.00	0.00	
Others(TEF, BTr- Documentary StampTax, etc.)	0.00	0.00	0.00	0.00	0.00	0.00	0.00	0.00	0.00	0.00	0.00	0.00	0.00	0.00	0.00	0.00	0.00	0.00	0.00	0.00	0.00	0.00	0.00	0.00	0.00	0.00	0.00	
TOTAL NON-CASH DISBURSEMENTS	4,122,956.07	377,657.02	0.00	337,777.65	4,838,390.74	0.00	0.00	0.00	0.00	0.00	0.00	0.00	0.00	0.00	0.00	0.00	4,838,390.74	0.00	0.00	0.00	0.00	4,122,956.07	377,657.02	0.00	337,777.65	4,838,390.74		
GRAND TOTAL	37,905,517.83	37,744,984.36	0.00	5,025,680.26	80,676,182.45	0.00	179,016.96	0.00	0.00	179,016.96	0.00	0.00	0.00	0.00	0.00	179,016.96	80,855,199.41	0.00	0.00	0.00	0.00	37,905,517.83	37,924,001.32	0.00	5,025,680.26	80,855,199.41		

MONTHLY REPORT OF DISBURSEMENTS
For the month of December 2022

Department : **State Universities and Colleges (SUCs)**
 Agency : **Kalinga State University**
 Operating Unit : **<not applicable>**
 Organization Code: **08 019 0000000**
 Funding Cluster: **01 - Regular Agency Fund**

Summary


PARTICULARS (1)	PREVIOUS REPORT (2)	CURRENT MONTH (3)	AS OF DATE (4)
Total Disbursement Authorities Received	315,335,966.94	51,894,673.74	367,230,640.68
NCA	295,365,402.00	47,056,283.00	342,421,685.00
NTA	0.00	0.00	0.00
Working Fund	0.00	0.00	0.00
TRA	19,970,564.94	4,838,390.74	24,808,955.68
CDC	0.00	0.00	0.00
NCAA	0.00	0.00	0.00
Less: Notice of Transfer Allocations (NTA)* issued	0.00	0.00	0.00
Total Disbursements Authorities Available	315,335,966.94	51,894,673.74	367,230,640.68
Less	0.00	0.00	0.00
Lapsed NCA	0.00	0.00	0.00
Disbursements	286,432,622.91	80,855,199.41	367,287,822.32
Less: Other Non-Cash Disbursements	0.00	0.00	0.00
Disbursements effected through outright deductions from claims	0.00	0.00	0.00
Overpayment of expenses(e.g. personnel benefits)	0.00	0.00	0.00
Restitution for loss of government property	0.00	0.00	0.00
Liquidated damages and similar claims	0.00	0.00	0.00
Others (e.g. TEF, BTr, Docs Stamp, etc.)	0.00	0.00	0.00
Add/Less: Adjustments (e.g. cancelled/staled checks)	48,128.30	9,053.34	57,181.64
Balance of Disbursement Authorities as at date	28,951,472.33	(28,951,472.33)	0.00
Total Disbursements Program	315,335,966.94	51,894,673.74	367,230,640.68
Less: * Actual Disbursements	286,384,494.61	80,846,146.07	367,230,640.68
(Over)/Under spending~	28,951,472.33	(28,951,472.33)	0.00

Notes: * The use of NTA is discouraged
 Notes: ** Amounts should tally with the grand total disbursement (column 27).

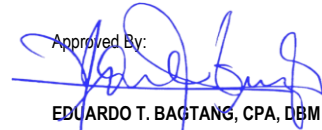
Certified Correct:


ARNOLD A. TANDING, CPA, MBA
 Accountant III
 Date : 2023-01-10 16:26:26

Recommending Approval:


DANILO T. BUEN, MBA
 Director, FMS
 Date : 2023-01-10 16:28:01

Approved By:



EDUARDO T. BAGTANG, CPA, DBM
 SUC President III
 Date : 2023-01-10 16:30:13


QUARTERLY REPORT OF REVENUE AND OTHER RECEIPTS
As at the Quarter Ending December 31, 2022


Department : State Universities and Colleges (SUCs)
 Agency : Kalinga State University
 Operating Unit : <not applicable>
 Organization Code : 08 019 0000000
 Funding Cluster : 05 - Internally Generated Funds

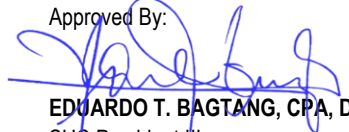
Classification/Sources of Revenue and Other Receipts	UACS CODE	REVENUE TARGET (Annual)	Actual Revenue and Other Receipts Collections					Cumulative Remittance/Deposits to Date			Variance		Remarks
			1st Quarter Ending March 31	2nd Quarter Ending June 30	3rd Quarter Ending September 30	4th Quarter Ending December 31	Total	Remittance to BTr	Deposited with AGDB	Total	Amount	%	
1	2	3	4	5	6	7	8=(4+5+6+7)	9	10	11=(9+10)	12=(8-3)	13=(12/3)	14
Internally Generated Funds		66,000,000.00	22,180,259.18	3,594,911.92	3,354,858.24	72,921,799.55	102,051,828.89	0.00	102,051,828.89	102,051,828.89	36,051,828.89	55%	
Revenue Collections		66,000,000.00	22,180,259.18	3,594,911.92	3,354,858.24	72,921,799.55	102,051,828.89	0.00	102,051,828.89	102,051,828.89	36,051,828.89	55%	
Cash Revenue		66,000,000.00	22,180,259.18	3,594,911.92	3,354,858.24	72,921,799.55	102,051,828.89	0.00	102,051,828.89	102,051,828.89	36,051,828.89	55%	
Non-Tax		66,000,000.00	22,180,259.18	3,594,911.92	3,354,858.24	72,921,799.55	102,051,828.89	0.00	102,051,828.89	102,051,828.89	36,051,828.89	55%	
Other Service Income	4020199099	3,000,000.00	533,365.00	436,730.00	573,560.00	158,495.22	1,702,150.22	0.00	1,702,150.22	1,702,150.22	(1,297,849.78)	-43%	
Tuition Fees	4020201001	38,000,000.00	13,180,248.18	1,544,052.21	1,003,508.20	44,941,665.07	60,669,473.66	0.00	60,669,473.66	60,669,473.66	22,669,473.66	60%	
Income Collected from Students	4020201002	25,000,000.00	8,466,646.00	1,614,129.71	1,777,790.04	27,821,639.26	39,680,205.01	0.00	39,680,205.01	39,680,205.01	14,680,205.01	59%	
TOTAL		66,000,000.00	22,180,259.18	3,594,911.92	3,354,858.24	72,921,799.55	102,051,828.89	0.00	102,051,828.89	102,051,828.89	36,051,828.89	55%	

62,371,623.88

Certified Correct:

ARNOLD A. TANDING, CPA, MBA
 Accountant III
 Date: 01/27/23 18:01 PM

Certified Correct:

ELSIE P. ANDRES
 Budget Officer
 Date: 1/27/23 6:09 PM


Recommending Approval:

DANILO T. BUEN, MBA
 Director for Finance Management Services
 Date: 1/29/23 6:27 PM


Approved By:

EDUARDO T. BAGTANG, CPA, DBM
 SUC President III
 Date: 1/29/23 6:34 PM


QUARTERLY REPORT OF REVENUE AND OTHER RECEIPTS
As at the Quarter Ending December 31, 2022

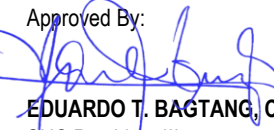
Department : State Universities and Colleges (SUCs)
 Agency : Kalinga State University
 Operating Unit : <not applicable>
 Organization Code : 08 019 0000000
 Funding Cluster : 06 - Business Related Funds

Classification/Sources of Revenue and Other Receipts	UACS CODE	REVENUE TARGET (Annual)	Actual Revenue and Other Receipts Collections					Cumulative Remittance/Deposits to Date			Variance		Remarks
			1st Quarter Ending March 31	2nd Quarter Ending June 30	3rd Quarter Ending September 30	4th Quarter Ending December 31	Total	Remittance to BTr	Deposited with AGDB	Total	Amount	%	
1	2	3	4	5	6	7	8=(4+5+6+7)	9	10	11=(9+10)	12=(8-3)	13=(12/3)	14
Business Related Funds		8,500,000.00	863,460.22	525,613.04	1,090,575.58	1,116,883.60	3,596,532.44	0.00	3,596,532.44	3,596,532.44	(4,903,467.56)	-58%	
Revenue Collections		8,500,000.00	863,460.22	525,613.04	1,090,575.58	1,116,883.60	3,596,532.44	0.00	3,596,532.44	3,596,532.44	(4,903,467.56)	-58%	
Cash Revenue		8,500,000.00	863,460.22	525,613.04	1,090,575.58	1,116,883.60	3,596,532.44	0.00	3,596,532.44	3,596,532.44	(4,903,467.56)	-58%	
Non-Tax		8,500,000.00	863,460.22	525,613.04	1,090,575.58	1,116,883.60	3,596,532.44	0.00	3,596,532.44	3,596,532.44	(4,903,467.56)	-58%	
Rent/Lease Income	4020205000	520,000.00	28,000.00	159,272.25	115,300.00	61,408.60	363,980.85	0.00	363,980.85	363,980.85	(156,019.15)	-30%	
Income from Hostels/Dormitories and other Like facilities	4020213000	260,000.00	4,000.00	2,030.00	3,000.00	5,800.00	14,830.00	0.00	14,830.00	14,830.00	(245,170.00)	-94%	
Income from Printing and Publication	4020215000	2,612,000.00	525,985.00	106,429.00	420,913.00	756,960.00	1,810,287.00	0.00	1,810,287.00	1,810,287.00	(801,713.00)	-31%	
Sale of Animals, Meat and Dairy	4020216006	1,450,000.00	145,275.22	39,636.79	27,372.58	62,395.00	274,679.59	0.00	274,679.59	274,679.59	(1,175,320.41)	-81%	
Other Sales	4020216099	1,858,000.00	155,990.00	213,045.00	505,940.00	217,330.00	1,092,305.00	0.00	1,092,305.00	1,092,305.00	(765,695.00)	-41%	
Other Business Income	4020299099	1,800,000.00	4,210.00	5,200.00	18,050.00	12,990.00	40,450.00	0.00	40,450.00	40,450.00	(1,759,550.00)	-98%	
TOTAL		8,500,000.00	863,460.22	525,613.04	1,090,575.58	1,116,883.60	3,596,532.44	0.00	3,596,532.44	3,596,532.44	(4,903,467.56)	-58%	

Certified Correct:

ARNOLD A. TANDING, CPA, MBA
 Accountant III
 Date: 01/27/23 12:01 PM

Certified Correct:

ELSIE P. ANDRES
 Budget Officer
 Date: 1/27/23 6:09 PM

Recommending Approval:

DANILO T. BUEN, MBA
 Director for Finance Management Services
 Date: 1/29/23 6:27 PM


Approved By:

EDUARDO T. BAGTANG, CPA, DBM
 SUC President III
 Date: 1/29/23 6:34 PM

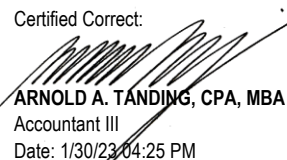
STATEMENT OF APPROVED BUDGET, UTILIZATIONS, DISBURSEMENTS AND BALANCES FOR TRUST RECEIPTS
 (for Implementing Agency use only)
 As at the Quarter Ending December 31, 2022


Department : **State Universities and Colleges (SUCs)**
 Agency : **Kalinga State University**
 Operating Unit : **<not applicable>**
 Organization Code: **08 019 0000000**
 Funding Cluster: **01 Regular Agency Fund**
 (e.g. UACS Fund Cluster: 05-Internally Generated Funds and 06-Business Related Funds)

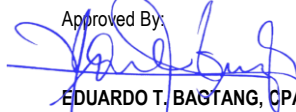
X	Inter Agency Fund Transfer
	Grants and Donations (Less than 12 months)

Source Agencies and Projects	UACS CODE	Approved Budget			Utilizations					Disbursements					Balances		
		Approved Budgeted Revenue	Adjustments (Reductions, Modifications/Augmentations)	Adjusted Budgeted Revenue	1st Quarter Ending March 31	2nd Quarter Ending June 30	3rd Quarter Ending Sept. 30	4th Quarter Ending Dec. 31	Total	1st Quarter Ending March 31	2nd Quarter Ending June 30	3rd Quarter Ending Sept. 30	4th Quarter Ending Dec. 31	Total	Unutilized Budget	Unpaid Utilizations	
																Due and Demandable	Not Yet Due and Demandabl
1	2	3	4	5=[(3+(-)4)]	6	7	8	9	10=(6+7+8+9)	11	12	13	14	15=(11+12+13+14)	16	17	18
Department of Science and Technology (DOST)		0.00	4,974,037.99	4,974,037.99	3,046,483.81	653,298.86	978,130.76	285,049.81	4,962,963.24	390,458.29	941,785.38	3,055,669.76	285,049.81	4,672,963.24	11,074.75	290,000.00	0.00
Office of the Secretary		0.00	4,974,037.99	4,974,037.99	3,046,483.81	653,298.86	978,130.76	285,049.81	4,962,963.24	390,458.29	941,785.38	3,055,669.76	285,049.81	4,672,963.24	11,074.75	290,000.00	0.00
Central Office		0.00	4,974,037.99	4,974,037.99	3,046,483.81	653,298.86	978,130.76	285,049.81	4,962,963.24	390,458.29	941,785.38	3,055,669.76	285,049.81	4,672,963.24	11,074.75	290,000.00	0.00
"Proj. 1: Slope Stability Analysis and Engineering Intervention for Rice Terrace and Road Infrastructure in Terrain Areas" for funding in CY 2022 under the "Accelerated R&D Program for Capacity Building of Research and Development Institutions and Industrial Competitiveness: Niche Centers in the Regions for R&D (NICER): Program Boondock: A Mountain Engineering Center Towards Sustainable Infrastructure and Upland Water Security"		0.00	4,974,037.99	4,974,037.99	3,046,483.81	653,298.86	978,130.76	285,049.81	4,962,963.24	390,458.29	941,785.38	3,055,669.76	285,049.81	4,672,963.24	11,074.75	290,000.00	0.00
MOOE		0.00	4,974,037.99	4,974,037.99	3,046,483.81	653,298.86	978,130.76	285,049.81	4,962,963.24	390,458.29	941,785.38	3,055,669.76	285,049.81	4,672,963.24	11,074.75	290,000.00	0.00
GRAND TOTAL		0.00	4,974,037.99	4,974,037.99	3,046,483.81	653,298.86	978,130.76	285,049.81	4,962,963.24	390,458.29	941,785.38	3,055,669.76	285,049.81	4,672,963.24	11,074.75	290,000.00	0.00
PS		0.00	0.00	0.00	0.00	0.00	0.00	0.00	0.00	0.00	0.00	0.00	0.00	0.00	0.00	0.00	0.00
MOOE		0.00	4,974,037.99	4,974,037.99	3,046,483.81	653,298.86	978,130.76	285,049.81	4,962,963.24	390,458.29	941,785.38	3,055,669.76	285,049.81	4,672,963.24	11,074.75	290,000.00	0.00
CO		0.00	0.00	0.00	0.00	0.00	0.00	0.00	0.00	0.00	0.00	0.00	0.00	0.00	0.00	0.00	0.00

Certified Correct:

ELSIE P. ANDRES
 Budget Officer
 Date: 1/30/23 04:25 PM

Certified Correct:

ARNOLD A. TANDING, CPA, MBA
 Accountant III
 Date: 1/30/23 04:25 PM

Recommending Approval:

DANILO T. BUEN, MBA
 Director, FMS
 Date: 1/30/23 04:27 PM

Approved By:

EDUARDO T. BAGTANG, CPA, DBM
 SUC President III
 Date: 1/30/23 04:29 PM

STATEMENT OF APPROVED BUDGET, UTILIZATIONS, DISBURSEMENTS AND BALANCES FOR TRUST RECEIPTS
(for Implementing Agency use only)
As at the Quarter Ending December 31, 2022

Department : **State Universities and Colleges (SUCs)**
 Agency : **Kalinga State University**
 Operating Unit : **<not applicable>**
 Organization Code: **08 019 0000000**
 Funding Cluster: **07 - Trust Receipts**
 (e.g. UACS Fund Cluster: 05-Internally Generated Funds and 06-Business Related Funds)

X	Inter Agency Fund Transfer
	Grants and Donations (Less than 12 months)

Source Agencies and Projects	UACS CODE	Approved Budget			Utilizations					Disbursements					Balances		
		Approved Budgeted Revenue	Adjustments (Reductions, Modifications/ Augmentations)	Adjusted Budgeted Revenue	1st Quarter Ending March 31	2nd Quarter Ending June 30	3rd Quarter Ending Sept. 30	4th Quarter Ending Dec. 31	Total	1st Quarter Ending March 31	2nd Quarter Ending June 30	3rd Quarter Ending Sept. 30	4th Quarter Ending Dec. 31	Total	Unutilized Budget	Unpaid Utilizations	
																Due and Demandable	Not Yet Due and Demandable
1	2	3	4	5=[(3+(-)4)]	6	7	8	9	10=(6+7+8+9)	11	12	13	14	15=(11+12+13+14)	16	17	18
Department of Agriculture		1,222,354.01	0.00	1,222,354.01	0.00	0.00	0.00	0.00	0.00	0.00	0.00	0.00	0.00	0.00	1,222,354.01	0.00	0.00
Production of Coffee Seedlings		1,222,354.01	0.00	1,222,354.01	0.00	0.00	0.00	0.00	0.00	0.00	0.00	0.00	0.00	0.00	1,222,354.01	0.00	0.00
MOOE		1,222,354.01	0.00	1,222,354.01	0.00	0.00	0.00	0.00	0.00	0.00	0.00	0.00	0.00	0.00	1,222,354.01	0.00	0.00
CO		0.00	0.00	0.00	0.00	0.00	0.00	0.00	0.00	0.00	0.00	0.00	0.00	0.00	0.00	0.00	0.00
DOST-PCAARRD		423,825.78	0.00	423,825.78	0.00	0.00	0.00	0.00	0.00	0.00	0.00	0.00	0.00	0.00	423,825.78	0.00	0.00
Conservation, Improvement and Profitable Utilization of the Philippine Native Pigs - Organized Breeding and Selection for the Establishment of Breeding True-to-Type Native Pig Populations in the Cordillera Administrative Region, Cagayan Valley, Calabarzon and Mimaropa Regions		423,825.78	0.00	423,825.78	0.00	0.00	0.00	0.00	0.00	0.00	0.00	0.00	0.00	0.00	423,825.78	0.00	0.00
MOOE		423,825.78	0.00	423,825.78	0.00	0.00	0.00	0.00	0.00	0.00	0.00	0.00	0.00	0.00	423,825.78	0.00	0.00
CO		0.00	0.00	0.00	0.00	0.00	0.00	0.00	0.00	0.00	0.00	0.00	0.00	0.00	0.00	0.00	0.00
DOST-PCAARRD		733,609.43	0.00	733,609.43	0.00	0.00	0.00	0.00	0.00	0.00	0.00	0.00	0.00	0.00	733,609.43	0.00	0.00
Conservation, Improvement and Profitable Utilization of the Philippine Native Pigs - Local Resource-Based Free Range Production Management Protocols and Systems for Breeder and Slaughter Native Pigs		733,609.43	0.00	733,609.43	0.00	0.00	0.00	0.00	0.00	0.00	0.00	0.00	0.00	0.00	733,609.43	0.00	0.00
MOOE		733,609.43	0.00	733,609.43	0.00	0.00	0.00	0.00	0.00	0.00	0.00	0.00	0.00	0.00	733,609.43	0.00	0.00

STATEMENT OF APPROVED BUDGET, UTILIZATIONS, DISBURSEMENTS AND BALANCES FOR TRUST RECEIPTS
(for Implementing Agency use only)
As at the Quarter Ending December 31, 2022

Department : **State Universities and Colleges (SUCs)**
 Agency : **Kalinga State University**
 Operating Unit : **<not applicable>**
 Organization Code: **08 019 0000000**
 Funding Cluster: **07 - Trust Receipts**
 (e.g. UACS Fund Cluster: 05-Internally Generated Funds and 06-Business Related Funds)

X	Inter Agency Fund Transfer
	Grants and Donations (Less than 12 months)

Source Agencies and Projects	UACS CODE	Approved Budget			Utilizations					Disbursements					Balances		
		Approved Budgeted Revenue	Adjustments (Reductions, Modifications/ Augmentations)	Adjusted Budgeted Revenue	1st Quarter Ending March 31	2nd Quarter Ending June 30	3rd Quarter Ending Sept. 30	4th Quarter Ending Dec. 31	Total	1st Quarter Ending March 31	2nd Quarter Ending June 30	3rd Quarter Ending Sept. 30	4th Quarter Ending Dec. 31	Total	Unutilized Budget	Unpaid Utilizations	
																Due and Demandable	Not Yet Due and Demandable
1	2	3	4	5=[(3+(-)4)]	6	7	8	9	10=(6+7+8+9)	11	12	13	14	15=(11+12+13+14)	16	17	18
CO		0.00	0.00	0.00	0.00	0.00	0.00	0.00	0.00	0.00	0.00	0.00	0.00	0.00	0.00	0.00	0.00
DOST-PCAARRD		650,498.40	0.00	650,498.40	0.00	0.00	0.00	0.00	0.00	0.00	0.00	0.00	0.00	0.00	650,498.40	0.00	0.00
Saving the Heirloom Corn Varieties of Kalinga Province		650,498.40	0.00	650,498.40	0.00	0.00	0.00	0.00	0.00	0.00	0.00	0.00	0.00	0.00	650,498.40	0.00	0.00
MOOE		650,498.40	0.00	650,498.40	0.00	0.00	0.00	0.00	0.00	0.00	0.00	0.00	0.00	0.00	650,498.40	0.00	0.00
CO		0.00	0.00	0.00	0.00	0.00	0.00	0.00	0.00	0.00	0.00	0.00	0.00	0.00	0.00	0.00	0.00
DOST-PCAARRD		1,655,486.55	0.00	1,655,486.55	0.00	0.00	0.00	0.00	0.00	0.00	0.00	0.00	0.00	0.00	1,655,486.55	0.00	0.00
Upgrading of YOOKAH Native Pig Nucleus Farm in CAR		1,655,486.55	0.00	1,655,486.55	0.00	0.00	0.00	0.00	0.00	0.00	0.00	0.00	0.00	0.00	1,655,486.55	0.00	0.00
MOOE		1,655,486.55	0.00	1,655,486.55	0.00	0.00	0.00	0.00	0.00	0.00	0.00	0.00	0.00	0.00	1,655,486.55	0.00	0.00
CO		0.00	0.00	0.00	0.00	0.00	0.00	0.00	0.00	0.00	0.00	0.00	0.00	0.00	0.00	0.00	0.00
Komisyon sa Wikang Filipino		75,017.40	0.00	75,017.40	0.00	0.00	0.00	0.00	0.00	0.00	0.00	0.00	0.00	0.00	75,017.40	0.00	0.00
Panukalang Proyekto Para Sa Lingguwistikong Etnograpiya Ng Filipinas		75,017.40	0.00	75,017.40	0.00	0.00	0.00	0.00	0.00	0.00	0.00	0.00	0.00	0.00	75,017.40	0.00	0.00
MOOE		75,017.40	0.00	75,017.40	0.00	0.00	0.00	0.00	0.00	0.00	0.00	0.00	0.00	0.00	75,017.40	0.00	0.00
CO		0.00	0.00	0.00	0.00	0.00	0.00	0.00	0.00	0.00	0.00	0.00	0.00	0.00	0.00	0.00	0.00
Cordillera Regional Health Research & Development Consortium		123,467.38	0.00	123,467.38	0.00	0.00	0.00	0.00	0.00	0.00	0.00	0.00	0.00	0.00	123,467.38	0.00	0.00
Documentation of Ethnomedicinal Plants Used By The Subtribes of Lower Kalinga		123,467.38	0.00	123,467.38	0.00	0.00	0.00	0.00	0.00	0.00	0.00	0.00	0.00	0.00	123,467.38	0.00	0.00
MOOE		123,467.38	0.00	123,467.38	0.00	0.00	0.00	0.00	0.00	0.00	0.00	0.00	0.00	0.00	123,467.38	0.00	0.00
CO		0.00	0.00	0.00	0.00	0.00	0.00	0.00	0.00	0.00	0.00	0.00	0.00	0.00	0.00	0.00	0.00
DA-ACEF		140,871.41	0.00	140,871.41	0.00	0.00	0.00	0.00	0.00	0.00	0.00	0.00	0.00	0.00	140,871.41	0.00	0.00

STATEMENT OF APPROVED BUDGET, UTILIZATIONS, DISBURSEMENTS AND BALANCES FOR TRUST RECEIPTS
(for Implementing Agency use only)
As at the Quarter Ending December 31, 2022

Department : **State Universities and Colleges (SUCs)**
 Agency : **Kalinga State University**
 Operating Unit : **<not applicable>**
 Organization Code: **08 019 0000000**
 Funding Cluster: **07 - Trust Receipts**
 (e.g. UACS Fund Cluster: 05-Internally Generated Funds and 06-Business Related Funds)

X	Inter Agency Fund Transfer
	Grants and Donations (Less than 12 months)

Source Agencies and Projects	UACS CODE	Approved Budget			Utilizations					Disbursements					Balances		
		Approved Budgeted Revenue	Adjustments (Reductions, Modifications/ Augmentations)	Adjusted Budgeted Revenue	1st Quarter Ending March 31	2nd Quarter Ending June 30	3rd Quarter Ending Sept. 30	4th Quarter Ending Dec. 31	Total	1st Quarter Ending March 31	2nd Quarter Ending June 30	3rd Quarter Ending Sept. 30	4th Quarter Ending Dec. 31	Total	Unutilized Budget	Unpaid Utilizations	
																Due and Demandable	Not Yet Due and Demandable
1	2	3	4	5=[(3+(-)4)]	6	7	8	9	10=(6+7+8+9)	11	12	13	14	15=(11+12+13+14)	16	17	18
Upgrading of Button Mushroom (Agaricus bisporus) Facility at Kalinga State University		140,871.41	0.00	140,871.41	0.00	0.00	0.00	0.00	0.00	0.00	0.00	0.00	0.00	0.00	140,871.41	0.00	0.00
MOOE		140,871.41	0.00	140,871.41	0.00	0.00	0.00	0.00	0.00	0.00	0.00	0.00	0.00	0.00	140,871.41	0.00	0.00
CO		0.00	0.00	0.00	0.00	0.00	0.00	0.00	0.00	0.00	0.00	0.00	0.00	0.00	0.00	0.00	0.00
Department of Agriculture		673.62	0.00	673.62	0.00	673.62	0.00	0.00	673.62	0.00	673.62	0.00	0.00	673.62	0.00	0.00	0.00
Goat Multiplier Breeder Farm Project		673.62	0.00	673.62	0.00	673.62	0.00	0.00	673.62	0.00	673.62	0.00	0.00	673.62	0.00	0.00	0.00
MOOE		673.62	0.00	673.62	0.00	673.62	0.00	0.00	673.62	0.00	673.62	0.00	0.00	673.62	0.00	0.00	0.00
CO		0.00	0.00	0.00	0.00	0.00	0.00	0.00	0.00	0.00	0.00	0.00	0.00	0.00	0.00	0.00	0.00
Department of Agriculture		9,516.93	0.00	9,516.93	0.00	9,516.93	0.00	0.00	9,516.93	0.00	9,516.93	0.00	0.00	9,516.93	0.00	0.00	0.00
Massive Seeds and Seedling Production Program		9,516.93	0.00	9,516.93	0.00	9,516.93	0.00	0.00	9,516.93	0.00	9,516.93	0.00	0.00	9,516.93	0.00	0.00	0.00
MOOE		9,516.93	0.00	9,516.93	0.00	9,516.93	0.00	0.00	9,516.93	0.00	9,516.93	0.00	0.00	9,516.93	0.00	0.00	0.00
CO		0.00	0.00	0.00	0.00	0.00	0.00	0.00	0.00	0.00	0.00	0.00	0.00	0.00	0.00	0.00	0.00
Department of Science and Technology		4,974,037.99	0.00	4,974,037.99	3,046,483.81	653,298.86	978,130.76	285,049.81	4,962,963.24	390,458.29	941,785.38	3,055,669.76	285,049.81	4,672,963.24	11,074.75	290,000.00	0.00
Program Boondock: A Mountain Engineering Center Towards Sustainable Infrastructure and Upland Water Security; Slope Stability Analysis and Engineering Intervention for Rice Terraces and Road Infrastructures		4,974,037.99	0.00	4,974,037.99	3,046,483.81	653,298.86	978,130.76	285,049.81	4,962,963.24	390,458.29	941,785.38	3,055,669.76	285,049.81	4,672,963.24	11,074.75	290,000.00	0.00
MOOE		4,974,037.99	0.00	4,974,037.99	3,046,483.81	653,298.86	978,130.76	285,049.81	4,962,963.24	390,458.29	941,785.38	3,055,669.76	285,049.81	4,672,963.24	11,074.75	290,000.00	0.00

STATEMENT OF APPROVED BUDGET, UTILIZATIONS, DISBURSEMENTS AND BALANCES FOR TRUST RECEIPTS
(for Implementing Agency use only)
As at the Quarter Ending December 31, 2022

Department : **State Universities and Colleges (SUCs)**
 Agency : **Kalinga State University**
 Operating Unit : **<not applicable>**
 Organization Code: **08 019 0000000**
 Funding Cluster: **07 - Trust Receipts**

X	Inter Agency Fund Transfer
	Grants and Donations (Less than 12 months)

(e.g. UACS Fund Cluster: 05-Internally Generated Funds and 06-Business Related Funds)

Source Agencies and Projects	UACS CODE	Approved Budget			Utilizations					Disbursements					Balances		
		Approved Budgeted Revenue	Adjustments (Reductions, Modifications/ Augmentations)	Adjusted Budgeted Revenue	1st Quarter Ending March 31	2nd Quarter Ending June 30	3rd Quarter Ending Sept. 30	4th Quarter Ending Dec. 31	Total	1st Quarter Ending March 31	2nd Quarter Ending June 30	3rd Quarter Ending Sept. 30	4th Quarter Ending Dec. 31	Total	Unutilized Budget	Unpaid Utilizations	
																Due and Demandable	Not Yet Due and Demandable
1	2	3	4	5=[(3+(-)4)]	6	7	8	9	10=(6+7+8+9)	11	12	13	14	15=(11+12+13+14)	16	17	18
CO		0.00	0.00	0.00	0.00	0.00	0.00	0.00	0.00	0.00	0.00	0.00	0.00	0.00	0.00	0.00	0.00
CHED-Central Office		21,300,000.00	0.00	21,300,000.00	21,200,000.00	0.00	0.00	0.00	21,200,000.00	0.00	0.00	0.00	21,200,000.00	21,200,000.00	100,000.00	0.00	0.00
Modernization of Engineering Laboratory Equipment to Cope-up with the Global Challenge		21,300,000.00	0.00	21,300,000.00	21,200,000.00	0.00	0.00	0.00	21,200,000.00	0.00	0.00	0.00	21,200,000.00	21,200,000.00	100,000.00	0.00	0.00
MOOE		0.00	0.00	0.00	0.00	0.00	0.00	0.00	0.00	0.00	0.00	0.00	0.00	0.00	0.00	0.00	0.00
CO		21,300,000.00	0.00	21,300,000.00	21,200,000.00	0.00	0.00	0.00	21,200,000.00	0.00	0.00	0.00	21,200,000.00	21,200,000.00	100,000.00	0.00	0.00
CHED-Central Office		16,000,000.00	0.00	16,000,000.00	1,276,522.29	2,036,439.73	4,078,453.32	2,899,303.98	10,290,719.32	1,160,917.61	2,116,345.23	4,113,310.82	2,899,303.98	10,289,877.64	5,709,280.68	841.68	0.00
Establishment of a Campus-based Kalinga Cultural Heritage Studies and Edu-tourism Center		16,000,000.00	0.00	16,000,000.00	1,276,522.29	2,036,439.73	4,078,453.32	2,899,303.98	10,290,719.32	1,160,917.61	2,116,345.23	4,113,310.82	2,899,303.98	10,289,877.64	5,709,280.68	841.68	0.00
MOOE		16,000,000.00	0.00	16,000,000.00	1,276,522.29	2,036,439.73	4,078,453.32	2,899,303.98	10,290,719.32	1,160,917.61	2,116,345.23	4,113,310.82	2,899,303.98	10,289,877.64	5,709,280.68	841.68	0.00
CO		0.00	0.00	0.00	0.00	0.00	0.00	0.00	0.00	0.00	0.00	0.00	0.00	0.00	0.00	0.00	0.00
Makilala Mining Company, Inc.		111,250.10	0.00	111,250.10	111,250.10	0.00	0.00	0.00	111,250.10	111,250.10	0.00	0.00	0.00	111,250.10	0.00	0.00	0.00
Environmental Baseline Studies at Balatoc, Pasil, Kalinga		111,250.10	0.00	111,250.10	111,250.10	0.00	0.00	0.00	111,250.10	111,250.10	0.00	0.00	0.00	111,250.10	0.00	0.00	0.00
MOOE		111,250.10	0.00	111,250.10	111,250.10	0.00	0.00	0.00	111,250.10	111,250.10	0.00	0.00	0.00	111,250.10	0.00	0.00	0.00
CO		0.00	0.00	0.00	0.00	0.00	0.00	0.00	0.00	0.00	0.00	0.00	0.00	0.00	0.00	0.00	0.00
Landbank Countryside Development Foundation, Inc.		312,000.00	0.00	312,000.00	0.00	0.00	0.00	308,695.00	308,695.00	0.00	0.00	0.00	308,695.00	308,695.00	3,305.00	0.00	0.00
Financial Inclusion Through Community Financial Literacy Program		312,000.00	0.00	312,000.00	0.00	0.00	0.00	308,695.00	308,695.00	0.00	0.00	0.00	308,695.00	308,695.00	3,305.00	0.00	0.00
MOOE		312,000.00	0.00	312,000.00	0.00	0.00	0.00	308,695.00	308,695.00	0.00	0.00	0.00	308,695.00	308,695.00	3,305.00	0.00	0.00
CO		0.00	0.00	0.00	0.00	0.00	0.00	0.00	0.00	0.00	0.00	0.00	0.00	0.00	0.00	0.00	0.00
DOST-CAR		1,383,281.60	0.00	1,383,281.60	200,259.91	652,004.66	185,379.40	160,731.40	1,198,375.37	99,694.91	313,969.66	185,379.40	160,731.40	759,775.37	184,906.23	438,600.00	0.00

STATEMENT OF APPROVED BUDGET, UTILIZATIONS, DISBURSEMENTS AND BALANCES FOR TRUST RECEIPTS
 (for Implementing Agency use only)
As at the Quarter Ending December 31, 2022

Department : **State Universities and Colleges (SUCs)**
 Agency : **Kalinga State University**
 Operating Unit : **<not applicable>**
 Organization Code: **08 019 0000000**
 Funding Cluster: **07 - Trust Receipts**
 (e.g. UACS Fund Cluster: 05-Internally Generated Funds and 06-Business Related Funds)

X	Inter Agency Fund Transfer
	Grants and Donations (Less than 12 months)

Source Agencies and Projects	UACS CODE	Approved Budget			Utilizations					Disbursements					Balances		
		Approved Budgeted Revenue	Adjustments (Reductions, Modifications/ Augmentations)	Adjusted Budgeted Revenue	1st Quarter Ending March 31	2nd Quarter Ending June 30	3rd Quarter Ending Sept. 30	4th Quarter Ending Dec. 31	Total	1st Quarter Ending March 31	2nd Quarter Ending June 30	3rd Quarter Ending Sept. 30	4th Quarter Ending Dec. 31	Total	Unutilized Budget	Unpaid Utilizations	
																Due and Demandable	Not Yet Due and Demandable
1	2	3	4	5=[(3+(-)4)]	6	7	8	9	10=(6+7+8+9)	11	12	13	14	15=(11+12+13+14)	16	17	18
CLEARs Project (Community-Level Evaluation and Assessment of Rain-induced Landslide Susceptibility)		1,383,281.60	0.00	1,383,281.60	200,259.91	652,004.66	185,379.40	160,731.40	1,198,375.37	99,694.91	313,969.66	185,379.40	160,731.40	759,775.37	184,906.23	438,600.00	0.00
MOOE		1,383,281.60	0.00	1,383,281.60	200,259.91	652,004.66	185,379.40	160,731.40	1,198,375.37	99,694.91	313,969.66	185,379.40	160,731.40	759,775.37	184,906.23	438,600.00	0.00
CO		0.00	0.00	0.00	0.00	0.00	0.00	0.00	0.00	0.00	0.00	0.00	0.00	0.00	0.00	0.00	0.00
CHED-Central Office		1,465,134.25	0.00	1,465,134.25	571,775.20	2,100.00	116,250.00	377,234.00	1,067,359.20	0.00	18,075.20	672,050.00	377,234.00	1,067,359.20	397,775.05	0.00	0.00
Fortifying the Kalinga Spirit To Heal As One: KSU's Response To COVID-19 Pandemic		1,465,134.25	0.00	1,465,134.25	571,775.20	2,100.00	116,250.00	377,234.00	1,067,359.20	0.00	18,075.20	672,050.00	377,234.00	1,067,359.20	397,775.05	0.00	0.00
MOOE		1,465,134.25	0.00	1,465,134.25	571,775.20	2,100.00	116,250.00	377,234.00	1,067,359.20	0.00	18,075.20	672,050.00	377,234.00	1,067,359.20	397,775.05	0.00	0.00
CO		0.00	0.00	0.00	0.00	0.00	0.00	0.00	0.00	0.00	0.00	0.00	0.00	0.00	0.00	0.00	0.00
CHED-Central Office		25,000,000.00	0.00	25,000,000.00	0.00	0.00	0.00	0.00	0.00	0.00	0.00	0.00	0.00	0.00	25,000,000.00	0.00	0.00
Building Safe and Secure Learning Environment to Support Flexible and Ubiquitous Learning in Kalinga State University		25,000,000.00	0.00	25,000,000.00	0.00	0.00	0.00	0.00	0.00	0.00	0.00	0.00	0.00	0.00	25,000,000.00	0.00	0.00
MOOE		25,000,000.00	0.00	25,000,000.00	0.00	0.00	0.00	0.00	0.00	0.00	0.00	0.00	0.00	0.00	25,000,000.00	0.00	0.00
CO		0.00	0.00	0.00	0.00	0.00	0.00	0.00	0.00	0.00	0.00	0.00	0.00	0.00	0.00	0.00	0.00
Provincial Government of Kalinga		12,000.00	0.00	12,000.00	0.00	12,000.00	0.00	0.00	12,000.00	0.00	12,000.00	0.00	0.00	12,000.00	0.00	0.00	0.00
Financial Assistance to the Students of CBAA of the KSU in Celebration of its Virtual Socio Cultural Festival		12,000.00	0.00	12,000.00	0.00	12,000.00	0.00	0.00	12,000.00	0.00	12,000.00	0.00	0.00	12,000.00	0.00	0.00	0.00
MOOE		12,000.00	0.00	12,000.00	0.00	12,000.00	0.00	0.00	12,000.00	0.00	12,000.00	0.00	0.00	12,000.00	0.00	0.00	0.00
CO		0.00	0.00	0.00	0.00	0.00	0.00	0.00	0.00	0.00	0.00	0.00	0.00	0.00	0.00	0.00	0.00

STATEMENT OF APPROVED BUDGET, UTILIZATIONS, DISBURSEMENTS AND BALANCES FOR TRUST RECEIPTS
(for Implementing Agency use only)
As at the Quarter Ending December 31, 2022

Department : **State Universities and Colleges (SUCs)**
 Agency : **Kalinga State University**
 Operating Unit : **<not applicable>**
 Organization Code: **08 019 0000000**
 Funding Cluster: **07 - Trust Receipts**

X	Inter Agency Fund Transfer
	Grants and Donations (Less than 12 months)

(e.g. UACS Fund Cluster: 05-Internally Generated Funds and 06-Business Related Funds)

Source Agencies and Projects	UACS CODE	Approved Budget			Utilizations					Disbursements					Balances		
		Approved Budgeted Revenue	Adjustments (Reductions, Modifications/ Augmentations)	Adjusted Budgeted Revenue	1st Quarter Ending March 31	2nd Quarter Ending June 30	3rd Quarter Ending Sept. 30	4th Quarter Ending Dec. 31	Total	1st Quarter Ending March 31	2nd Quarter Ending June 30	3rd Quarter Ending Sept. 30	4th Quarter Ending Dec. 31	Total	Unutilized Budget	Unpaid Utilizations	
																Due and Demandable	Not Yet Due and Demandable
1	2	3	4	5=[(3+(-)4)]	6	7	8	9	10=(6+7+8+9)	11	12	13	14	15=(11+12+13+14)	16	17	18
ACDI/VOCA		0.00	1,009,200.00	1,009,200.00	0.00	236,936.00	338,220.51	302,386.00	877,542.51	0.00	236,936.00	338,220.51	302,386.00	877,542.51	131,657.49	0.00	0.00
Flavor Profiling of Robusta (COFFEA CANPHORA) Coffee in Kalinga		0.00	1,009,200.00	1,009,200.00	0.00	236,936.00	338,220.51	302,386.00	877,542.51	0.00	236,936.00	338,220.51	302,386.00	877,542.51	131,657.49	0.00	0.00
MOOE		0.00	1,009,200.00	1,009,200.00	0.00	236,936.00	338,220.51	302,386.00	877,542.51	0.00	236,936.00	338,220.51	302,386.00	877,542.51	131,657.49	0.00	0.00
CO		0.00	0.00	0.00	0.00	0.00	0.00	0.00	0.00	0.00	0.00	0.00	0.00	0.00	0.00	0.00	0.00
DA-ACEF		0.00	120,690.00	120,690.00	0.00	0.00	120,690.00	0.00	120,690.00	0.00	0.00	120,690.00	0.00	120,690.00	0.00	0.00	0.00
Scholarship		0.00	120,690.00	120,690.00	0.00	0.00	120,690.00	0.00	120,690.00	0.00	0.00	120,690.00	0.00	120,690.00	0.00	0.00	0.00
MOOE		0.00	120,690.00	120,690.00	0.00	0.00	120,690.00	0.00	120,690.00	0.00	0.00	120,690.00	0.00	120,690.00	0.00	0.00	0.00
CO		0.00	0.00	0.00	0.00	0.00	0.00	0.00	0.00	0.00	0.00	0.00	0.00	0.00	0.00	0.00	0.00
DILG-CAR		0.00	162,500.00	162,500.00	0.00	0.00	68,670.50	10,185.00	78,855.50	0.00	0.00	68,670.50	10,185.00	78,855.50	83,644.50	0.00	0.00
Civil Society Organization/Peoples Participation Partnership Program (CSO/PPPP)		0.00	162,500.00	162,500.00	0.00	0.00	68,670.50	10,185.00	78,855.50	0.00	0.00	68,670.50	10,185.00	78,855.50	83,644.50	0.00	0.00
MOOE		0.00	162,500.00	162,500.00	0.00	0.00	68,670.50	10,185.00	78,855.50	0.00	0.00	68,670.50	10,185.00	78,855.50	83,644.50	0.00	0.00
CO		0.00	0.00	0.00	0.00	0.00	0.00	0.00	0.00	0.00	0.00	0.00	0.00	0.00	0.00	0.00	0.00
OPAPP		0.00	2,000,000.00	2,000,000.00	0.00	0.00	45,710.15	114,360.00	160,070.15	0.00	0.00	45,710.15	114,360.00	160,070.15	1,839,929.85	0.00	0.00
Resilient Community Enterprising Program		0.00	2,000,000.00	2,000,000.00	0.00	0.00	45,710.15	114,360.00	160,070.15	0.00	0.00	45,710.15	114,360.00	160,070.15	1,839,929.85	0.00	0.00
MOOE		0.00	2,000,000.00	2,000,000.00	0.00	0.00	45,710.15	114,360.00	160,070.15	0.00	0.00	45,710.15	114,360.00	160,070.15	1,839,929.85	0.00	0.00
CO		0.00	0.00	0.00	0.00	0.00	0.00	0.00	0.00	0.00	0.00	0.00	0.00	0.00	0.00	0.00	0.00
TESDA-Kalinga		99,571.70	0.00	99,571.70	0.00	0.00	0.00	0.00	0.00	0.00	0.00	0.00	0.00	0.00	99,571.70	0.00	0.00
Training for Work Scholarship Program (TWSP)		99,571.70	0.00	99,571.70	0.00	0.00	0.00	0.00	0.00	0.00	0.00	0.00	0.00	0.00	99,571.70	0.00	0.00
MOOE		99,571.70	0.00	99,571.70	0.00	0.00	0.00	0.00	0.00	0.00	0.00	0.00	0.00	0.00	99,571.70	0.00	0.00
CO		0.00	0.00	0.00	0.00	0.00	0.00	0.00	0.00	0.00	0.00	0.00	0.00	0.00	0.00	0.00	0.00
TESDA Kalinga		206,851.00	0.00	206,851.00	0.00	0.00	0.00	0.00	0.00	0.00	0.00	0.00	0.00	0.00	206,851.00	0.00	0.00
Training and Assessment		206,851.00	0.00	206,851.00	0.00	0.00	0.00	0.00	0.00	0.00	0.00	0.00	0.00	0.00	206,851.00	0.00	0.00
MOOE		206,851.00	0.00	206,851.00	0.00	0.00	0.00	0.00	0.00	0.00	0.00	0.00	0.00	0.00	206,851.00	0.00	0.00
CO		0.00	0.00	0.00	0.00	0.00	0.00	0.00	0.00	0.00	0.00	0.00	0.00	0.00	0.00	0.00	0.00
TESDA-CAR		1,699,752.51	0.00	1,699,752.51	0.00	0.00	0.00	0.00	0.00	0.00	0.00	0.00	0.00	0.00	1,699,752.51	0.00	0.00

STATEMENT OF APPROVED BUDGET, UTILIZATIONS, DISBURSEMENTS AND BALANCES FOR TRUST RECEIPTS
(for Implementing Agency use only)
As at the Quarter Ending December 31, 2022

Department : **State Universities and Colleges (SUCs)**
 Agency : **Kalinga State University**
 Operating Unit : **<not applicable>**
 Organization Code: **08 019 0000000**
 Funding Cluster: **07 - Trust Receipts**
 (e.g. UACS Fund Cluster: 05-Internally Generated Funds and 06-Business Related Funds)

X	Inter Agency Fund Transfer
	Grants and Donations (Less than 12 months)


Source Agencies and Projects	UACS CODE	Approved Budget			Utilizations					Disbursements					Balances		
		Approved Budgeted Revenue	Adjustments (Reductions, Modifications/ Augmentations)	Adjusted Budgeted Revenue	1st Quarter Ending March 31	2nd Quarter Ending June 30	3rd Quarter Ending Sept. 30	4th Quarter Ending Dec. 31	Total	1st Quarter Ending March 31	2nd Quarter Ending June 30	3rd Quarter Ending Sept. 30	4th Quarter Ending Dec. 31	Total	Unutilized Budget	Unpaid Utilizations	
																Due and Demandable	Not Yet Due and Demandable
1	2	3	4	5=[(3+(-)4)]	6	7	8	9	10=(6+7+8+9)	11	12	13	14	15=(11+12+13+14)	16	17	18
Implementation of Free TVET under the Universal Access to Quality Tertiary Education Act (UAQTEA) in State-run Technical Vocational Institutions (STVIs)		1,699,752.51	0.00	1,699,752.51	0.00	0.00	0.00	0.00	0.00	0.00	0.00	0.00	0.00	0.00	1,699,752.51	0.00	0.00
MOOE		1,699,752.51	0.00	1,699,752.51	0.00	0.00	0.00	0.00	0.00	0.00	0.00	0.00	0.00	0.00	1,699,752.51	0.00	0.00
CO		0.00	0.00	0.00	0.00	0.00	0.00	0.00	0.00	0.00	0.00	0.00	0.00	0.00	0.00	0.00	0.00
Commission on Higher Education		262,200.00	0.00	262,200.00	0.00	0.00	0.00	0.00	0.00	0.00	0.00	0.00	0.00	0.00	262,200.00	0.00	0.00
ESGP-PA Scholarship Grant		262,200.00	0.00	262,200.00	0.00	0.00	0.00	0.00	0.00	0.00	0.00	0.00	0.00	0.00	262,200.00	0.00	0.00
MOOE		262,200.00	0.00	262,200.00	0.00	0.00	0.00	0.00	0.00	0.00	0.00	0.00	0.00	0.00	262,200.00	0.00	0.00
CO		0.00	0.00	0.00	0.00	0.00	0.00	0.00	0.00	0.00	0.00	0.00	0.00	0.00	0.00	0.00	0.00
Commission on Higher Education		682,816.00	26,565,195.00	27,248,011.00	1,112,075.00	0.00	25,453,095.00	0.00	26,565,170.00	1,112,075.00	0.00	25,453,095.00	0.00	26,565,170.00	682,841.00	0.00	0.00
Free Tuition		682,816.00	26,565,195.00	27,248,011.00	1,112,075.00	0.00	25,453,095.00	0.00	26,565,170.00	1,112,075.00	0.00	25,453,095.00	0.00	26,565,170.00	682,841.00	0.00	0.00
MOOE		682,816.00	26,565,195.00	27,248,011.00	1,112,075.00	0.00	25,453,095.00	0.00	26,565,170.00	1,112,075.00	0.00	25,453,095.00	0.00	26,565,170.00	682,841.00	0.00	0.00
CO		0.00	0.00	0.00	0.00	0.00	0.00	0.00	0.00	0.00	0.00	0.00	0.00	0.00	0.00	0.00	0.00
Commission on Higher Education		20,597,081.69	23,300,550.00	43,897,631.69	14,532,715.99	288,388.13	13,031,225.92	668,150.85	28,520,480.89	13,892,715.99	928,388.13	13,031,225.92	668,150.85	28,520,480.89	15,377,150.80	0.00	0.00
Tertiary Education Subsidy		20,597,081.69	23,300,550.00	43,897,631.69	14,532,715.99	288,388.13	13,031,225.92	668,150.85	28,520,480.89	13,892,715.99	928,388.13	13,031,225.92	668,150.85	28,520,480.89	15,377,150.80	0.00	0.00
MOOE		20,597,081.69	23,300,550.00	43,897,631.69	14,532,715.99	288,388.13	13,031,225.92	668,150.85	28,520,480.89	13,892,715.99	928,388.13	13,031,225.92	668,150.85	28,520,480.89	15,377,150.80	0.00	0.00
CO		0.00	0.00	0.00	0.00	0.00	0.00	0.00	0.00	0.00	0.00	0.00	0.00	0.00	0.00	0.00	0.00
Commission on Higher Education - Cordillera Administrative Region		198,000.00	9,783,487.50	9,981,487.50	4,605,000.00	300,000.00	2,130,000.00	705,000.00	7,740,000.00	4,590,000.00	315,000.00	2,130,000.00	705,000.00	7,740,000.00	2,241,487.50	0.00	0.00
Tulong-Dunong Program		198,000.00	9,783,487.50	9,981,487.50	4,605,000.00	300,000.00	2,130,000.00	705,000.00	7,740,000.00	4,590,000.00	315,000.00	2,130,000.00	705,000.00	7,740,000.00	2,241,487.50	0.00	0.00
MOOE		198,000.00	9,783,487.50	9,981,487.50	4,605,000.00	300,000.00	2,130,000.00	705,000.00	7,740,000.00	4,590,000.00	315,000.00	2,130,000.00	705,000.00	7,740,000.00	2,241,487.50	0.00	0.00
CO		0.00	0.00	0.00	0.00	0.00	0.00	0.00	0.00	0.00	0.00	0.00	0.00	0.00	0.00	0.00	0.00

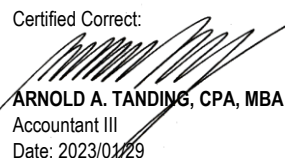
STATEMENT OF APPROVED BUDGET, UTILIZATIONS, DISBURSEMENTS AND BALANCES FOR TRUST RECEIPTS
(for Implementing Agency use only)
As at the Quarter Ending December 31, 2022

Department : **State Universities and Colleges (SUCs)**
 Agency : **Kalinga State University**
 Operating Unit : **<not applicable>**
 Organization Code: **08 019 0000000**
 Funding Cluster: **07 - Trust Receipts**
 (e.g. UACS Fund Cluster: 05-Internally Generated Funds and 06-Business Related Funds)

X	Inter Agency Fund Transfer
	Grants and Donations (Less than 12 months)


Source Agencies and Projects	UACS CODE	Approved Budget			Utilizations					Disbursements					Balances		
		Approved Budgeted Revenue	Adjustments (Reductions, Modifications/ Augmentations)	Adjusted Budgeted Revenue	1st Quarter Ending March 31	2nd Quarter Ending June 30	3rd Quarter Ending Sept. 30	4th Quarter Ending Dec. 31	Total	1st Quarter Ending March 31	2nd Quarter Ending June 30	3rd Quarter Ending Sept. 30	4th Quarter Ending Dec. 31	Total	Unused Budget	Unpaid Utilizations	
																Due and Demandable	Not Yet Due and Demandable
1	2	3	4	5=([3+(-)4])	6	7	8	9	10=(6+7+8+9)	11	12	13	14	15=(11+12+13+14)	16	17	18
Department Of Education		0.00	2,222,500.00	2,222,500.00	0.00	0.00	0.00	2,222,500.00	2,222,500.00	0.00	0.00	0.00	2,222,500.00	2,222,500.00	0.00	0.00	0.00
Senior High School		0.00	2,222,500.00	2,222,500.00	0.00	0.00	0.00	2,222,500.00	2,222,500.00	0.00	0.00	0.00	2,222,500.00	2,222,500.00	0.00	0.00	0.00
MOOE		0.00	2,222,500.00	2,222,500.00	0.00	0.00	0.00	2,222,500.00	2,222,500.00	0.00	0.00	0.00	2,222,500.00	2,222,500.00	0.00	0.00	0.00
CO		0.00	0.00	0.00	0.00	0.00	0.00	0.00	0.00	0.00	0.00	0.00	0.00	0.00	0.00	0.00	0.00
TOTAL		99,339,297.75	65,164,122.50	164,503,420.25	46,656,082.30	4,191,357.93	46,545,825.56	8,053,596.04	105,446,861.83	21,357,111.90	4,892,690.15	49,214,022.06	29,253,596.04	104,717,420.15	59,056,558.42	729,441.68	0.00
MOOE		78,039,297.75	65,164,122.50	143,203,420.25	25,456,082.30	4,191,357.93	46,545,825.56	8,053,596.04	84,246,861.83	21,357,111.90	4,892,690.15	49,214,022.06	8,053,596.04	83,517,420.15	58,956,558.42	729,441.68	0.00
CO		21,300,000.00	0.00	21,300,000.00	21,200,000.00	0.00	0.00	0.00	21,200,000.00	0.00	0.00	0.00	21,200,000.00	21,200,000.00	100,000.00	0.00	0.00

Certified Correct:

ELSIE P. ANDRES
 Budget Officer
 Date: 2023/01/29

Certified Correct:

ARNOLD A. TANDING, CPA, MBA
 Accountant III
 Date: 2023/01/29

Recommending Approval:

DANILO T. BUEN, MBA
 Director, FMS
 Date: 2023/01/29


Approved By:

EDUARDO T. BAGTANG, CPA, DBM
 SUC President III
 Date: 2023/01/29

APPROPRIATIONS, OBLIGATIONS AND DISBURSEMENTS
As of Month Ending January, 2022

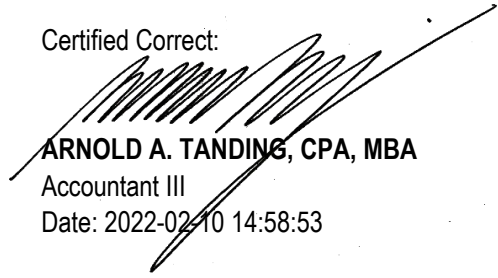
Department : State Universities and Colleges (SUCs)
 Agency : Kalinga State University (KSU)
 Operating Unit : < not applicable >
 Organization Code : 08 019 0000000

Particulars	Available Appropriations	Allotment Releases		Obligations		Disbursements		
	Amount	Amount	% to Available Appropriations	Amount	% to Allotment	Amount	% to Allotment	% to Obligations
B. Details by Agency	581,797,107.26	486,606,107.26	84%	209,497,122.48	43%	12,485,054.42	3%	6%
Kalinga State University	581,797,107.26	486,606,107.26	84%	209,497,122.48	43%	12,485,054.42	3%	6%
< not applicable >	581,797,107.26	486,606,107.26	84%	209,497,122.48	43%	12,485,054.42	3%	6%
Accounts Payable	196,663,107.26	196,663,107.26	100%	196,663,107.26	100%	0.00	0%	0%
PS	1,518,297.80	1,518,297.80	100%	1,518,297.80	100%	0.00	0%	0%
MOOE	23,138,815.41	23,138,815.41	100%	23,138,815.41	100%	0.00	0%	0%
CO	172,005,994.05	172,005,994.05	100%	172,005,994.05	100%	0.00	0%	0%
Current Year	385,134,000.00	289,943,000.00	75%	12,834,015.22	4%	12,485,054.42	4%	97%
PS	245,403,000.00	210,012,000.00	86%	12,426,705.31	6%	12,426,705.31	6%	100%
MOOE	99,209,000.00	47,009,000.00	47%	407,309.91	1%	58,349.11	0%	14%
CO	40,522,000.00	32,922,000.00	81%	0.00	0%	0.00	0%	0%
Prior Year	0.00	0.00	0%	0.00	0%	0.00	0%	0%
PS	0.00	0.00	0%	0.00	0%	0.00	0%	0%
MOOE	0.00	0.00	0%	0.00	0%	0.00	0%	0%
CO	0.00	0.00	0%	0.00	0%	0.00	0%	0%


Certified Correct:


ELSIE P. ANDRES
 Budget Officer
 Date: 2022-02-10 14:58:53


Certified Correct:


ARNOLD A. TANDING, CPA, MBA
 Accountant III
 Date: 2022-02-10 14:58:53

Recommended By:


DANILO T. BUEN, MBA
 Director, FMS
 Date: 2022-02-10 15:00:18

Approved By:



EDUARDO T. BAGTANG, CPA, DBM
 SUC President III
 Date: 2022-02-10 15:01:37

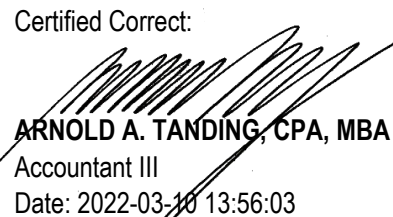
This report was generated using the Unified Reporting System on 10/02/2022 07:01 Status : SUBMITTED

APPROPRIATIONS, OBLIGATIONS AND DISBURSEMENTS
As of Month Ending February, 2022

Department : State Universities and Colleges (SUCs)
 Agency : Kalinga State University (KSU)
 Operating Unit : < not applicable >
 Organization Code : 08 019 0000000


Particulars	Available Appropriations	Allotment Releases		Obligations		Disbursements		
	Amount	Amount	% to Available Appropriations	Amount	% to Allotment	Amount	% to Allotment	% to Obligations
B. Details by Agency	581,797,107.26	486,606,107.26	84%	225,019,781.88	46%	27,690,874.20	6%	12%
Kalinga State University	581,797,107.26	486,606,107.26	84%	225,019,781.88	46%	27,690,874.20	6%	12%
< not applicable >	581,797,107.26	486,606,107.26	84%	225,019,781.88	46%	27,690,874.20	6%	12%
Accounts Payable	196,663,107.26	196,663,107.26	100%	196,663,107.26	100%	0.00	0%	0%
PS	1,518,297.80	1,518,297.80	100%	1,518,297.80	100%	0.00	0%	0%
MOOE	23,138,815.41	23,138,815.41	100%	23,138,815.41	100%	0.00	0%	0%
CO	172,005,994.05	172,005,994.05	100%	172,005,994.05	100%	0.00	0%	0%
Current Year	385,134,000.00	289,943,000.00	75%	28,356,674.62	10%	27,690,874.20	10%	98%
PS	245,403,000.00	210,012,000.00	86%	26,011,158.44	12%	26,011,158.44	12%	100%
MOOE	99,209,000.00	47,009,000.00	47%	2,345,516.18	5%	1,679,715.76	4%	72%
CO	40,522,000.00	32,922,000.00	81%	0.00	0%	0.00	0%	0%
Prior Year	0.00	0.00	0%	0.00	0%	0.00	0%	0%
PS	0.00	0.00	0%	0.00	0%	0.00	0%	0%
MOOE	0.00	0.00	0%	0.00	0%	0.00	0%	0%
CO	0.00	0.00	0%	0.00	0%	0.00	0%	0%

Certified Correct:

ELSIE P. ANDRES
 Budget Officer
 Date: 2022-03-10 13:56:03

Certified Correct:

ARNOLD A. TANDING, CPA, MBA
 Accountant III
 Date: 2022-03-10 13:56:03

Recommended By:

DANILO T. BUEN, MBA
 Director, FMS
 Date: 2022-03-10 14:04:15


Approved By:

EDUARDO T. BAGTANG, CPA, DBM
 SUC President III
 Date: 2022-03-10 14:06:01

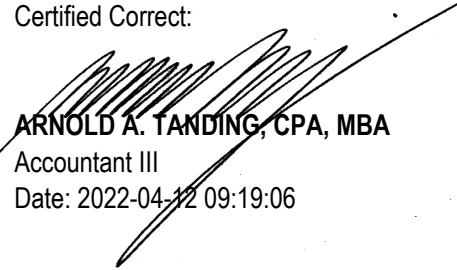
This report was generated using the Unified Reporting System on 10/03/2022 14:06 Status : SUBMITTED

APPROPRIATIONS, OBLIGATIONS AND DISBURSEMENTS
As of Month Ending March, 2022

Department : State Universities and Colleges (SUCs)
 Agency : Kalinga State University (KSU)
 Operating Unit : < not applicable >
 Organization Code : 08 019 0000000


Particulars	Available Appropriations	Allotment Releases		Obligations		Disbursements		
	Amount	Amount	% to Available Appropriations	Amount	% to Allotment	Amount	% to Allotment	% to Obligations
B. Details by Agency	582,975,936.62	487,784,936.62	84%	244,129,466.94	50%	47,466,359.68	10%	19%
Kalinga State University	582,975,936.62	487,784,936.62	84%	244,129,466.94	50%	47,466,359.68	10%	19%
< not applicable >	582,975,936.62	487,784,936.62	84%	244,129,466.94	50%	47,466,359.68	10%	19%
Accounts Payable	196,663,107.26	196,663,107.26	100%	196,663,107.26	100%	0.00	0%	0%
PS	1,518,297.80	1,518,297.80	100%	1,518,297.80	100%	0.00	0%	0%
MOOE	23,138,815.41	23,138,815.41	100%	23,138,815.41	100%	0.00	0%	0%
CO	172,005,994.05	172,005,994.05	100%	172,005,994.05	100%	0.00	0%	0%
Current Year	385,134,000.00	289,943,000.00	75%	47,353,968.96	16%	47,353,968.96	16%	100%
PS	245,403,000.00	210,012,000.00	86%	42,341,235.41	20%	42,341,235.41	20%	100%
MOOE	99,209,000.00	47,009,000.00	47%	4,932,797.61	10%	4,932,797.61	10%	100%
CO	40,522,000.00	32,922,000.00	81%	79,935.94	0%	79,935.94	0%	0%
Prior Year	1,178,829.36	1,178,829.36	100%	112,390.72	10%	112,390.72	10%	100%
PS	0.00	0.00	0%	0.00	0%	0.00	0%	0%
MOOE	1,162,001.40	1,162,001.40	100%	95,562.76	8%	95,562.76	8%	100%
CO	16,827.96	16,827.96	100%	16,827.96	100%	16,827.96	100%	100%

Certified Correct:

ELSIE P. ANDRES
 Budget Officer
 Date: 2022-04-12 09:19:06

Certified Correct:

ARNOLD A. TANDING, CPA, MBA
 Accountant III
 Date: 2022-04-12 09:19:06

Recommended By:

DANILO T. BUEN, MBA
 Director, FMS
 Date: 2022-04-12 11:08:04

Approved By:

EDUARDO T. BAGTANG, CPA, DBM
 SUC President III
 Date: 2022-04-12 11:09:29

This report was generated using the Unified Reporting System on 12/04/2022 11:11 Status : SUBMITTED

APPROPRIATIONS, OBLIGATIONS AND DISBURSEMENTS
As of Month Ending April, 2022

Department : State Universities and Colleges (SUCs)
 Agency : Kalinga State University (KSU)
 Operating Unit : < not applicable >
 Organization Code : 08 019 0000000

Particulars	Available Appropriations	Allotment Releases		Obligations		Disbursements		
	Amount	Amount	% to Available Appropriations	Amount	% to Allotment	Amount	% to Allotment	% to Obligations
B. Details by Agency	582,975,936.62	487,784,936.62	84%	263,409,955.22	54%	66,746,847.96	14%	25%
Kalinga State University	582,975,936.62	487,784,936.62	84%	263,409,955.22	54%	66,746,847.96	14%	25%
< not applicable >	582,975,936.62	487,784,936.62	84%	263,409,955.22	54%	66,746,847.96	14%	25%
Accounts Payable	196,663,107.26	196,663,107.26	100%	196,663,107.26	100%	0.00	0%	0%
PS	1,518,297.80	1,518,297.80	100%	1,518,297.80	100%	0.00	0%	0%
MOOE	23,138,815.41	23,138,815.41	100%	23,138,815.41	100%	0.00	0%	0%
CO	172,005,994.05	172,005,994.05	100%	172,005,994.05	100%	0.00	0%	0%
Current Year	385,134,000.00	289,943,000.00	75%	66,327,932.24	23%	66,327,932.24	23%	100%
PS	245,403,000.00	210,012,000.00	86%	58,316,521.19	28%	58,316,521.19	28%	100%
MOOE	99,209,000.00	47,009,000.00	47%	7,827,950.67	17%	7,827,950.67	17%	100%
CO	40,522,000.00	32,922,000.00	81%	183,460.38	1%	183,460.38	1%	0%
Prior Year	1,178,829.36	1,178,829.36	100%	418,915.72	36%	418,915.72	36%	100%
PS	0.00	0.00	0%	0.00	0%	0.00	0%	0%
MOOE	1,162,001.40	1,162,001.40	100%	402,087.76	35%	402,087.76	35%	100%
CO	16,827.96	16,827.96	100%	16,827.96	100%	16,827.96	100%	100%

Certified Correct:

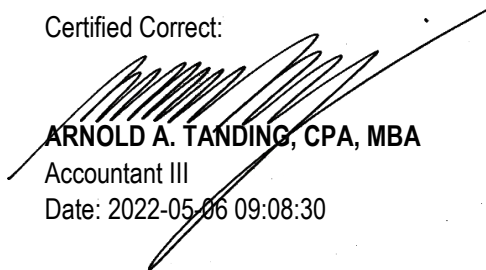


ELSIE P. ANDRES

Budget Officer

Date: 2022-05-06 09:08:30

Certified Correct:



ARNOLD A. TANDING, CPA, MBA

Accountant III

Date: 2022-05-06 09:08:30

Recommended By:



DANILO T. BUEN, MBA

Director, FMS

Date: 2022-05-06 09:13:32

Approved By:



EDUARDO T. BAGTANG, CPA, DBM

SUC President III

Date: 2022-05-06 09:14:25

This report was generated using the Unified Reporting System on 06/05/2022 09:14 Status : SUBMITTED

APPROPRIATIONS, OBLIGATIONS AND DISBURSEMENTS
As of Month Ending May, 2022

Department : State Universities and Colleges (SUCs)
 Agency : Kalinga State University (KSU)
 Operating Unit : < not applicable >
 Organization Code : 08 019 0000000

Particulars	Available Appropriations	Allotment Releases		Obligations		Disbursements		
	Amount	Amount	% to Available Appropriations	Amount	% to Allotment	Amount	% to Allotment	% to Obligations
B. Details by Agency	582,975,936.62	487,784,936.62	84%	292,349,482.88	60%	95,686,375.62	20%	33%
Kalinga State University	582,975,936.62	487,784,936.62	84%	292,349,482.88	60%	95,686,375.62	20%	33%
< not applicable >	582,975,936.62	487,784,936.62	84%	292,349,482.88	60%	95,686,375.62	20%	33%
Accounts Payable	196,663,107.26	196,663,107.26	100%	196,663,107.26	100%	0.00	0%	0%
PS	1,518,297.80	1,518,297.80	100%	1,518,297.80	100%	0.00	0%	0%
MOOE	23,138,815.41	23,138,815.41	100%	23,138,815.41	100%	0.00	0%	0%
CO	172,005,994.05	172,005,994.05	100%	172,005,994.05	100%	0.00	0%	0%
Current Year	385,134,000.00	289,943,000.00	75%	95,178,174.90	33%	95,178,174.90	33%	100%
PS	245,403,000.00	210,012,000.00	86%	84,788,908.66	40%	84,788,908.66	40%	100%
MOOE	99,209,000.00	47,009,000.00	47%	10,107,133.06	22%	10,107,133.06	22%	100%
CO	40,522,000.00	32,922,000.00	81%	282,133.18	1%	282,133.18	1%	0%
Prior Year	1,178,829.36	1,178,829.36	100%	508,200.72	43%	508,200.72	43%	100%
PS	0.00	0.00	0%	0.00	0%	0.00	0%	0%
MOOE	1,162,001.40	1,162,001.40	100%	491,372.76	42%	491,372.76	42%	100%
CO	16,827.96	16,827.96	100%	16,827.96	100%	16,827.96	100%	100%

Certified Correct:

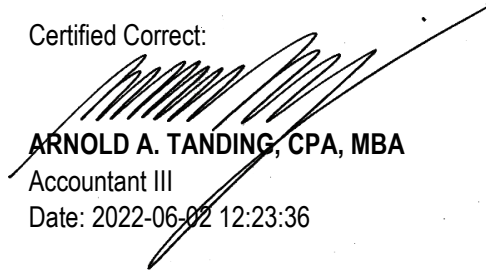


ELSIE P. ANDRES

Budget Officer

Date: 2022-06-02 12:23:36

Certified Correct:




ARNOLD A. TANDING, CPA, MBA

Accountant III

Date: 2022-06-02 12:23:36

Recommended By:




DANILO T. BUEN, MBA

Director, FMS

Date: 2022-06-02 12:44:30

Approved By:



EDUARDO T. BAGTANG, CPA, DBM

SUC President III


Date: 2022-06-02 12:50:40

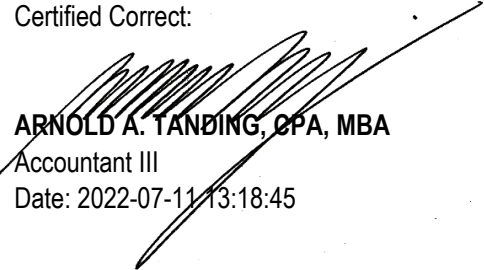
This report was generated using the Unified Reporting System on 02/06/2022 12:51 Status : SUBMITTED

APPROPRIATIONS, OBLIGATIONS AND DISBURSEMENTS
As of Month Ending June, 2022

Department : State Universities and Colleges (SUCs)
 Agency : Kalinga State University (KSU)
 Operating Unit : < not applicable >
 Organization Code : 08 019 0000000


Particulars	Available Appropriations	Allotment Releases		Obligations		Disbursements		
	Amount	Amount	% to Available Appropriations	Amount	% to Allotment	Amount	% to Allotment	% to Obligations
B. Details by Agency	583,975,936.62	487,784,936.62	84%	319,885,473.65	66%	130,841,376.89	27%	41%
Kalinga State University	583,975,936.62	487,784,936.62	84%	319,885,473.65	66%	130,841,376.89	27%	41%
< not applicable >	583,975,936.62	487,784,936.62	84%	319,885,473.65	66%	130,841,376.89	27%	41%
Accounts Payable	196,663,107.26	196,663,107.26	100%	196,663,107.26	100%	10,314,411.00	5%	5%
PS	1,518,297.80	1,518,297.80	100%	1,518,297.80	100%	0.00	0%	0%
MOOE	23,138,815.41	23,138,815.41	100%	23,138,815.41	100%	0.00	0%	0%
CO	172,005,994.05	172,005,994.05	100%	172,005,994.05	100%	10,314,411.00	6%	6%
Current Year	385,134,000.00	289,943,000.00	75%	122,043,537.03	42%	119,513,815.17	41%	98%
PS	245,403,000.00	210,012,000.00	86%	101,747,290.17	48%	101,747,290.17	48%	100%
MOOE	99,209,000.00	47,009,000.00	47%	15,118,664.40	32%	12,588,942.54	27%	83%
CO	40,522,000.00	32,922,000.00	81%	5,177,582.46	16%	5,177,582.46	16%	0%
Prior Year	2,178,829.36	1,178,829.36	54%	1,178,829.36	100%	1,013,150.72	86%	86%
PS	0.00	0.00	0%	0.00	0%	0.00	0%	0%
MOOE	2,162,001.40	1,162,001.40	54%	1,162,001.40	100%	996,322.76	86%	86%
CO	16,827.96	16,827.96	100%	16,827.96	100%	16,827.96	100%	0%

Certified Correct:

ELSIE P. ANDRES
 Budget Officer
 Date: 2022-07-11 13:18:45

Certified Correct:

ARNOLD A. TANDING, CPA, MBA
 Accountant III
 Date: 2022-07-11 13:18:45

Recommended By:

DANILO T. BUEN, MBA
 Director, FMS
 Date: 2022-07-12 08:04:51


Approved By:

EDUARDO T. BAGTANG, CPA, DBM
 SUC President III
 Date: 2022-07-12 08:09:16

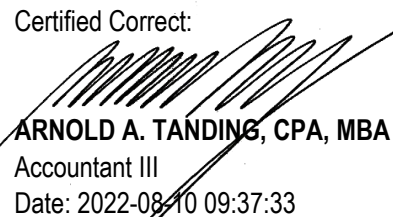
This report was generated using the Unified Reporting System on 19/07/2022 12:49 Status : SUBMITTED


APPROPRIATIONS, OBLIGATIONS AND DISBURSEMENTS
As of Month Ending July, 2022


Department : State Universities and Colleges (SUCs)
 Agency : Kalinga State University (KSU)
 Operating Unit : < not applicable >
 Organization Code : 08 019 0000000

Particulars	Available Appropriations	Allotment Releases		Obligations		Disbursements		
	Amount	Amount	% to Available Appropriations	Amount	% to Allotment	Amount	% to Allotment	% to Obligations
B. Details by Agency	583,975,936.62	488,284,936.62	84%	337,615,267.15	69%	150,194,430.88	31%	44%
Kalinga State University	583,975,936.62	488,284,936.62	84%	337,615,267.15	69%	150,194,430.88	31%	44%
< not applicable >	583,975,936.62	488,284,936.62	84%	337,615,267.15	69%	150,194,430.88	31%	44%
Accounts Payable	196,663,107.26	196,663,107.26	100%	196,663,107.26	100%	10,314,411.00	5%	5%
PS	1,518,297.80	1,518,297.80	100%	1,518,297.80	100%	0.00	0%	0%
MOOE	23,138,815.41	23,138,815.41	100%	23,138,815.41	100%	0.00	0%	0%
CO	172,005,994.05	172,005,994.05	100%	172,005,994.05	100%	10,314,411.00	6%	6%
Current Year	385,134,000.00	290,443,000.00	75%	139,773,330.53	48%	138,774,699.16	48%	99%
PS	245,403,000.00	210,012,000.00	86%	116,767,841.06	56%	116,761,732.05	56%	100%
MOOE	99,209,000.00	47,509,000.00	48%	17,728,749.34	37%	16,736,226.98	35%	94%
CO	40,522,000.00	32,922,000.00	81%	5,276,740.13	16%	5,276,740.13	16%	100%
Prior Year	2,178,829.36	1,178,829.36	54%	1,178,829.36	100%	1,105,320.72	94%	94%
PS	0.00	0.00	0%	0.00	0%	0.00	0%	0%
MOOE	2,162,001.40	1,162,001.40	54%	1,162,001.40	100%	1,088,492.76	94%	94%
CO	16,827.96	16,827.96	100%	16,827.96	100%	16,827.96	100%	0%

Certified Correct:

ELSIE P. ANDRES
 Budget Officer
 Date: 2022-08-10 09:37:33

Certified Correct:

ARNOLD A. TANDING, CPA, MBA
 Accountant III
 Date: 2022-08-10 09:37:33

Recommended By:

DANILO T. BUEN, MBA
 Director, FMS
 Date: 2022-08-10 09:38:35


Approved By:

EDUARDO T. BAGTANG, CPA, DBM
 SUC President III
 Date: 2022-08-10 09:40:13

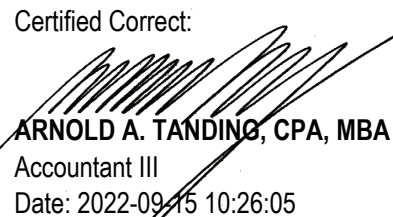
This report was generated using the Unified Reporting System on 10/08/2022 09:40 Status : SUBMITTED


APPROPRIATIONS, OBLIGATIONS AND DISBURSEMENTS
As of Month Ending August, 2022


Department : State Universities and Colleges (SUCs)
 Agency : Kalinga State University (KSU)
 Operating Unit : < not applicable >
 Organization Code : 08 019 0000000

Particulars	Available Appropriations	Allotment Releases		Obligations		Disbursements		
	Amount	Amount	% to Available Appropriations	Amount	% to Allotment	Amount	% to Allotment	% to Obligations
B. Details by Agency	583,975,936.62	509,900,361.62	87%	377,776,212.48	74%	190,312,868.26	37%	50%
Kalinga State University	583,975,936.62	509,900,361.62	87%	377,776,212.48	74%	190,312,868.26	37%	50%
< not applicable >	583,975,936.62	509,900,361.62	87%	377,776,212.48	74%	190,312,868.26	37%	50%
Accounts Payable	196,663,107.26	196,663,107.26	100%	196,663,107.26	100%	10,314,411.00	5%	5%
PS	1,518,297.80	1,518,297.80	100%	1,518,297.80	100%	0.00	0%	0%
MOOE	23,138,815.41	23,138,815.41	100%	23,138,815.41	100%	0.00	0%	0%
CO	172,005,994.05	172,005,994.05	100%	172,005,994.05	100%	10,314,411.00	6%	6%
Current Year	385,134,000.00	312,058,425.00	81%	179,934,275.86	58%	178,891,786.54	57%	99%
PS	245,403,000.00	210,012,000.00	86%	132,326,263.87	63%	132,326,263.87	63%	100%
MOOE	99,209,000.00	69,124,425.00	70%	42,207,086.45	61%	41,164,597.13	60%	98%
CO	40,522,000.00	32,922,000.00	81%	5,400,925.54	16%	5,400,925.54	16%	100%
Prior Year	2,178,829.36	1,178,829.36	54%	1,178,829.36	100%	1,106,670.72	94%	94%
PS	0.00	0.00	0%	0.00	0%	0.00	0%	0%
MOOE	2,162,001.40	1,162,001.40	54%	1,162,001.40	100%	1,089,842.76	94%	94%
CO	16,827.96	16,827.96	100%	16,827.96	100%	16,827.96	100%	100%

Certified Correct:

ELSIE P. ANDRES
 Budget Officer
 Date: 2022-09-15 10:26:05

Certified Correct:

ARNOLD A. TANDING, CPA, MBA
 Accountant III
 Date: 2022-09-15 10:26:05

Recommended By:

DANILO T. BUEN, MBA
 Director, FMS
 Date: 2022-09-15 10:27:11


Approved By:

EDUARDO T. BAGTANG, CPA, DBM
 SUC President III
 Date: 2022-09-15 10:28:05

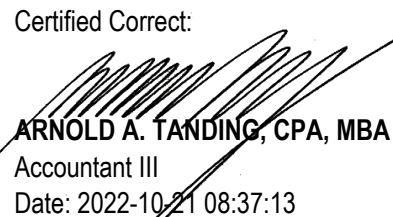
This report was generated using the Unified Reporting System on 15/09/2022 11:49 Status : SUBMITTED


APPROPRIATIONS, OBLIGATIONS AND DISBURSEMENTS
As of Month Ending September, 2022


Department : State Universities and Colleges (SUCs)
 Agency : Kalinga State University (KSU)
 Operating Unit : < not applicable >
 Organization Code : 08 019 0000000

Particulars	Available Appropriations	Allotment Releases		Obligations		Disbursements		
	Amount	Amount	% to Available Appropriations	Amount	% to Allotment	Amount	% to Allotment	% to Obligations
B. Details by Agency	583,975,936.62	509,900,361.62	87%	398,726,652.12	78%	211,355,375.56	41%	53%
Kalinga State University	583,975,936.62	509,900,361.62	87%	398,726,652.12	78%	211,355,375.56	41%	53%
< not applicable >	583,975,936.62	509,900,361.62	87%	398,726,652.12	78%	211,355,375.56	41%	53%
Accounts Payable	196,663,107.26	196,663,107.26	100%	196,663,107.26	100%	10,314,411.00	5%	5%
PS	1,518,297.80	1,518,297.80	100%	1,518,297.80	100%	0.00	0%	0%
MOOE	23,138,815.41	23,138,815.41	100%	23,138,815.41	100%	0.00	0%	0%
CO	172,005,994.05	172,005,994.05	100%	172,005,994.05	100%	10,314,411.00	6%	6%
Current Year	385,134,000.00	312,058,425.00	81%	200,884,715.50	64%	199,863,915.20	64%	99%
PS	245,403,000.00	210,012,000.00	86%	147,770,307.77	70%	147,770,307.77	70%	100%
MOOE	99,209,000.00	69,124,425.00	70%	46,294,024.42	67%	45,273,224.12	65%	98%
CO	40,522,000.00	32,922,000.00	81%	6,820,383.31	21%	6,820,383.31	21%	100%
Prior Year	2,178,829.36	1,178,829.36	54%	1,178,829.36	100%	1,177,049.36	100%	100%
PS	0.00	0.00	0%	0.00	0%	0.00	0%	0%
MOOE	2,162,001.40	1,162,001.40	54%	1,162,001.40	100%	1,160,221.40	100%	100%
CO	16,827.96	16,827.96	100%	16,827.96	100%	16,827.96	100%	100%

Certified Correct:

ELSIE P. ANDRES
 Budget Officer
 Date: 2022-10-21 08:37:13

Certified Correct:

ARNOLD A. TANDING, CPA, MBA
 Accountant III
 Date: 2022-10-21 08:37:13

Recommended By:

DANILO T. BUEN, MBA
 Director, FMS
 Date: 2022-10-21 08:39:50


Approved By:

EDUARDO T. BAGTANG, CPA, DBM
 SUC President III
 Date: 2022-10-21 08:46:42

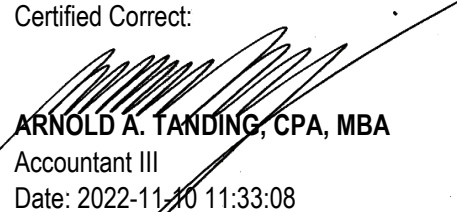
This report was generated using the Unified Reporting System on 25/10/2022 13:34 Status : SUBMITTED


APPROPRIATIONS, OBLIGATIONS AND DISBURSEMENTS
As of Month Ending October, 2022


Department : State Universities and Colleges (SUCs)
 Agency : Kalinga State University (KSU)
 Operating Unit : < not applicable >
 Organization Code : 08 019 0000000

Particulars	Available Appropriations	Allotment Releases		Obligations		Disbursements		
	Amount	Amount	% to Available Appropriations	Amount	% to Allotment	Amount	% to Allotment	% to Obligations
B. Details by Agency	583,975,936.62	511,750,361.62	88%	414,786,462.65	81%	227,678,076.37	44%	55%
Kalinga State University	583,975,936.62	511,750,361.62	88%	414,786,462.65	81%	227,678,076.37	44%	55%
< not applicable >	583,975,936.62	511,750,361.62	88%	414,786,462.65	81%	227,678,076.37	44%	55%
Accounts Payable	196,663,107.26	196,663,107.26	100%	196,663,107.26	100%	10,314,411.00	5%	5%
PS	1,518,297.80	1,518,297.80	100%	1,518,297.80	100%	0.00	0%	0%
MOOE	23,138,815.41	23,138,815.41	100%	23,138,815.41	100%	0.00	0%	0%
CO	172,005,994.05	172,005,994.05	100%	172,005,994.05	100%	10,314,411.00	6%	6%
Current Year	385,134,000.00	313,908,425.00	82%	216,944,526.03	69%	216,186,616.01	69%	100%
PS	245,403,000.00	210,362,000.00	86%	161,153,744.30	77%	161,144,584.09	77%	100%
MOOE	99,209,000.00	70,124,425.00	71%	48,832,269.20	70%	48,101,641.30	69%	99%
CO	40,522,000.00	33,422,000.00	82%	6,958,512.53	21%	6,940,390.62	21%	100%
Prior Year	2,178,829.36	1,178,829.36	54%	1,178,829.36	100%	1,177,049.36	100%	100%
PS	0.00	0.00	0%	0.00	0%	0.00	0%	0%
MOOE	2,162,001.40	1,162,001.40	54%	1,162,001.40	100%	1,160,221.40	100%	100%
CO	16,827.96	16,827.96	100%	16,827.96	100%	16,827.96	100%	100%

Certified Correct:

ELSIE P. ANDRES
 Budget Officer
 Date: 2022-11-10 11:33:08

Certified Correct:

ARNOLD A. TANDING, CPA, MBA
 Accountant III
 Date: 2022-11-10 11:33:08

Recommended By:

DANILO T. BUEN, MBA
 Director, FMS
 Date: 2022-11-10 11:34:46


Approved By:

EDUARDO T. BAGTANG, CPA, DBM
 SUC President III
 Date: 2022-11-10 11:35:51

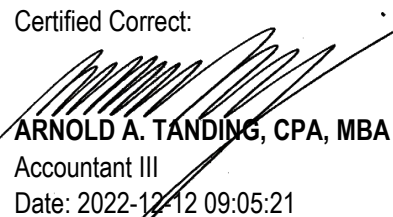
This report was generated using the Unified Reporting System on 10/11/2022 11:52 Status : SUBMITTED


APPROPRIATIONS, OBLIGATIONS AND DISBURSEMENTS
As of Month Ending November, 2022


Department : State Universities and Colleges (SUCs)
 Agency : Kalinga State University (KSU)
 Operating Unit : < not applicable >
 Organization Code : 08 019 0000000

Particulars	Available Appropriations	Allotment Releases		Obligations		Disbursements		
	Amount	Amount	% to Available Appropriations	Amount	% to Allotment	Amount	% to Allotment	% to Obligations
B. Details by Agency	583,975,936.62	519,545,843.62	89%	451,416,142.95	87%	263,829,050.74	51%	58%
Kalinga State University	583,975,936.62	519,545,843.62	89%	451,416,142.95	87%	263,829,050.74	51%	58%
< not applicable >	583,975,936.62	519,545,843.62	89%	451,416,142.95	87%	263,829,050.74	51%	58%
Accounts Payable	196,663,107.26	196,663,107.26	100%	196,663,107.26	100%	10,314,411.00	5%	5%
PS	1,518,297.80	1,518,297.80	100%	1,518,297.80	100%	0.00	0%	0%
MOOE	23,138,815.41	23,138,815.41	100%	23,138,815.41	100%	0.00	0%	0%
CO	172,005,994.05	172,005,994.05	100%	172,005,994.05	100%	10,314,411.00	6%	6%
Current Year	385,134,000.00	321,703,907.00	84%	253,574,206.33	79%	252,335,810.38	78%	100%
PS	245,403,000.00	218,157,482.00	89%	192,885,734.35	88%	192,885,734.35	88%	100%
MOOE	99,209,000.00	70,124,425.00	71%	53,643,957.91	76%	52,405,561.96	75%	98%
CO	40,522,000.00	33,422,000.00	82%	7,044,514.07	21%	7,044,514.07	21%	100%
Prior Year	2,178,829.36	1,178,829.36	54%	1,178,829.36	100%	1,178,829.36	100%	100%
PS	0.00	0.00	0%	0.00	0%	0.00	0%	0%
MOOE	2,162,001.40	1,162,001.40	54%	1,162,001.40	100%	1,162,001.40	100%	100%
CO	16,827.96	16,827.96	100%	16,827.96	100%	16,827.96	100%	100%

Certified Correct:

ELSIE P. ANDRES
 Budget Officer
 Date: 2022-12-12 09:05:21

Certified Correct:

ARNOLD A. TANDING, CPA, MBA
 Accountant III
 Date: 2022-12-12 09:05:21

Recommended By:

DANILO T. BUEN, MBA
 Director, FMS
 Date: 2022-12-12 09:06:34


Approved By:

EDUARDO T. BAGTANG, CPA, DBM
 SUC President III
 Date: 2022-12-12 09:07:36

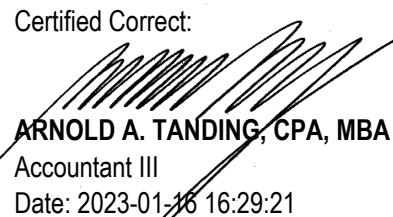
This report was generated using the Unified Reporting System on 12/12/2022 09:10 Status : SUBMITTED


APPROPRIATIONS, OBLIGATIONS AND DISBURSEMENTS
As of Month Ending December, 2022


Department : State Universities and Colleges (SUCs)
 Agency : Kalinga State University (KSU)
 Operating Unit : < not applicable >
 Organization Code : 08 019 0000000

Particulars	Available Appropriations	Allotment Releases		Obligations		Disbursements		
	Amount	Amount	% to Available Appropriations	Amount	% to Allotment	Amount	% to Allotment	% to Obligations
B. Details by Agency	585,044,960.62	547,640,501.62	94%	546,094,959.14	100%	338,368,707.84	62%	62%
Kalinga State University	585,044,960.62	547,640,501.62	94%	546,094,959.14	100%	338,368,707.84	62%	62%
< not applicable >	585,044,960.62	547,640,501.62	94%	546,094,959.14	100%	338,368,707.84	62%	62%
Accounts Payable	196,663,107.26	196,663,107.26	100%	196,663,107.26	100%	10,314,411.00	5%	5%
PS	1,518,297.80	1,518,297.80	100%	1,518,297.80	100%	0.00	0%	0%
MOOE	23,138,815.41	23,138,815.41	100%	23,138,815.41	100%	0.00	0%	0%
CO	172,005,994.05	172,005,994.05	100%	172,005,994.05	100%	10,314,411.00	6%	6%
Current Year	386,203,024.00	349,798,565.00	91%	348,253,022.52	100%	326,875,467.48	93%	94%
PS	253,602,024.00	230,797,565.00	91%	230,797,565.00	100%	230,795,108.00	100%	100%
MOOE	92,079,000.00	85,579,000.00	93%	84,533,457.52	99%	84,218,386.52	98%	100%
CO	40,522,000.00	33,422,000.00	82%	32,922,000.00	99%	11,861,972.96	35%	0%
Prior Year	2,178,829.36	1,178,829.36	54%	1,178,829.36	100%	1,178,829.36	100%	100%
PS	0.00	0.00	0%	0.00	0%	0.00	0%	0%
MOOE	2,162,001.40	1,162,001.40	54%	1,162,001.40	100%	1,162,001.40	100%	100%
CO	16,827.96	16,827.96	100%	16,827.96	100%	16,827.96	100%	100%

Certified Correct:

ELSIE P. ANDRES
 Budget Officer
 Date: 2023-01-16 16:29:21

Certified Correct:

ARNOLD A. TANDING, CPA, MBA
 Accountant III
 Date: 2023-01-16 16:29:21

Recommended By:

DANILO T. BUEN, MBA
 Director, FMS
 Date: 2023-01-16 16:30:29

Approved By:

EDUARDO T. BAGTANG, CPA, DBM
 SUC President III
 Date: 2023-01-16 16:31:29

This report was generated using the Unified Reporting System on 29/01/2023 15:20 Status : SUBMITTED