

STATEMENT OF APPROPRIATIONS, ALLOTMENTS, OBLIGATIONS, DISBURSEMENTS AND BALANCES
As at the Quarter Ending December 31, 2021

Department :State Universities and Colleges (SUCs)
Agency :Kalinga State University
Operating Unit :<not applicable>
Organization Code :08 019 0000000
Funding Cluster :01 - Regular Agency Fund

X	Current Year Appropriations
	Supplemental Appropriations
	Continuing Appropriations

(e.g. UACS Fund Cluster: 01-Regular Agency Fund, 02-Foreign Assisted Projects Fund, 03-Special Account-Locally Funded/Domestic Grants Fund, and 04-Special Account-Foreign Assisted/Foreign Grants Fund)

Particulars	UACS CODE	Appropriations			Allotments					Current Year Obligations					Current Year Disbursements					Balances				
		Authorized Appropriations	Adjustments (Transfer To/From, Modifications/Augmentations)	Adjusted Appropriations	Allotments Received	Adjustments (Reductions, Modifications/Augmentations)	Transfer To	Transfer From	Adjusted Total Allotments	1st Quarter Ending March 31	2nd Quarter Ending June 30	3rd Quarter Ending Sept. 30	4th Quarter Ending Dec. 31	Total	1st Quarter Ending March 31	2nd Quarter Ending June 30	3rd Quarter Ending Sept. 30	4th Quarter Ending Dec. 31	Total	Unreleased Appropriations	Unobligated Allotment	Unpaid Obligations (15-20) = (23+24)		
																						Due and Demandable	Not Yet Due and Demandable	
1	2	3	4	5=(3+4)	6	7	8	9	10=[(6+(-7))-8+9]	11	12	13	14	15=(11+12+13+14)	16	17	18	19	20=(15-10)	21=(10-15)	22	23	24	
OO : Relevant and quality tertiary education ensured to achieve inclusive growth and access of deserving but poor students to quality tertiary education increased		173,473,000.00	(616,000.00)	172,857,000.00	172,473,000.00	(616,000.00)	0.00	0.00	171,857,000.00	34,966,544.30	46,952,618.88	35,345,312.22	53,430,511.18	170,694,986.58	34,214,349.30	47,704,813.88	35,238,198.86	50,075,482.14	167,232,844.18	1,000,000.00	1,162,013.42	3,462,142.40	0.00	
HIGHER EDUCATION PROGRAM		173,473,000.00	(616,000.00)	172,857,000.00	172,473,000.00	(616,000.00)	0.00	0.00	171,857,000.00	34,966,544.30	46,952,618.88	35,345,312.22	53,430,511.18	170,694,986.58	34,214,349.30	47,704,813.88	35,238,198.86	50,075,482.14	167,232,844.18	1,000,000.00	1,162,013.42	3,462,142.40	0.00	
Provision of Higher Education Services	3010000002000	173,473,000.00	(616,000.00)	172,857,000.00	172,473,000.00	(616,000.00)	0.00	0.00	171,857,000.00	34,966,544.30	46,952,618.88	35,345,312.22	53,430,511.18	170,694,986.58	34,214,349.30	47,704,813.88	35,238,198.86	50,075,482.14	167,232,844.18	1,000,000.00	1,162,013.42	3,462,142.40	0.00	
PS		156,973,000.00	1,930,500.00	158,903,500.00	156,973,000.00	1,930,500.00	0.00	0.00	158,903,500.00	31,899,995.14	44,022,079.59	33,688,259.36	49,293,153.89	158,903,487.98	31,899,995.14	44,022,079.59	33,688,259.36	49,229,831.21	158,840,165.30	0.00	12.02	63,322.68	0.00	
MOOE		15,500,000.00	(2,546,500.00)	12,953,500.00	15,500,000.00	(2,546,500.00)	0.00	0.00	12,953,500.00	3,066,549.16	2,930,539.29	1,657,052.86	4,137,357.29	11,791,498.60	2,314,354.16	3,682,734.29	1,549,939.50	845,650.93	8,392,678.88	0.00	1,162,013.40	3,398,819.72	0.00	
Projects		1,000,000.00	0.00	1,000,000.00	0.00	0.00	0.00	0.00	0.00	0.00	0.00	0.00	0.00	0.00	0.00	0.00	0.00	0.00	0.00	1,000,000.00	0.00	0.00	0.00	
Locally-Funded Project(s)		1,000,000.00	0.00	1,000,000.00	0.00	0.00	0.00	0.00	0.00	0.00	0.00	0.00	0.00	0.00	0.00	0.00	0.00	0.00	0.00	1,000,000.00	0.00	0.00	0.00	
Conduct of Activities for Sports and Culture																								
Development	30100200008000	500,000.00	0.00	500,000.00	0.00	0.00	0.00	0.00	0.00	0.00	0.00	0.00	0.00	0.00	0.00	0.00	0.00	0.00	0.00	500,000.00	0.00	0.00	0.00	
MOOE		500,000.00	0.00	500,000.00	0.00	0.00	0.00	0.00	0.00	0.00	0.00	0.00	0.00	0.00	0.00	0.00	0.00	0.00	0.00	500,000.00	0.00	0.00	0.00	
ICT Connection and Other Equipment	30100200009000	500,000.00	0.00	500,000.00	0.00	0.00	0.00	0.00	0.00	0.00	0.00	0.00	0.00	0.00	0.00	0.00	0.00	0.00	0.00	500,000.00	0.00	0.00	0.00	
MOOE		500,000.00	0.00	500,000.00	0.00	0.00	0.00	0.00	0.00	0.00	0.00	0.00	0.00	0.00	0.00	0.00	0.00	0.00	0.00	500,000.00	0.00	0.00	0.00	
OO : Higher education research improved to promote economic productivity and innovation		7,845,000.00	0.00	7,845,000.00	7,845,000.00	0.00	0.00	0.00	7,845,000.00	1,061,653.35	555,512.04	1,092,335.85	5,135,498.76	7,845,000.00	1,061,653.35	555,512.04	983,012.85	2,387,925.95	4,988,104.19	0.00	0.00	2,856,895.81	0.00	
RESEARCH PROGRAM		7,845,000.00	0.00	7,845,000.00	7,845,000.00	0.00	0.00	0.00	7,845,000.00	1,061,653.35	555,512.04	1,092,335.85	5,135,498.76	7,845,000.00	1,061,653.35	555,512.04	983,012.85	2,387,925.95	4,988,104.19	0.00	0.00	2,856,895.81	0.00	

STATEMENT OF APPROPRIATIONS, ALLOTMENTS, OBLIGATIONS, DISBURSEMENTS AND BALANCES
As at the Quarter Ending December 31, 2021

Department :State Universities and Colleges (SUCs)
Agency :Kalinga State University
Operating Unit :<not applicable>
Organization Code :08 019 0000000
Funding Cluster :01 - Regular Agency Fund

X	Current Year Appropriations
	Supplemental Appropriations
	Continuing Appropriations

(e.g. UACS Fund Cluster: 01-Regular Agency Fund, 02-Foreign Assisted Projects Fund, 03-Special Account-Locally Funded/Domestic Grants Fund, and 04-Special Account-Foreign Assisted/Foreign Grants Fund)

Particulars	UACS CODE	Appropriations			Allotments			Current Year Obligations					Current Year Disbursements					Balances					
		Authorized Appropriations	Adjustments (Transfer To/From, Modifications/Augmentations)	Adjusted Appropriations	Allotments Received	Adjustments (Reductions, Modifications/Augmentations)	Transfer To	Transfer From	Adjusted Total Allotments	1st Quarter Ending March 31	2nd Quarter Ending June 30	3rd Quarter Ending Sept. 30	4th Quarter Ending Dec. 31	Total	1st Quarter Ending March 31	2nd Quarter Ending June 30	3rd Quarter Ending Sept. 30	4th Quarter Ending Dec. 31	Total	Unreleased Appropriations	Unobligated Allotment	Unpaid Obligations (15-20) = (23+24)	
																						Due and Demandable	Not Yet Due and Demandable
1	2	3	4	5=(3+4)	6	7	8	9	10=[(6+(-7))-8+9]	11	12	13	14	15=(11+12+13+14)	16	17	18	19	20=(16+17+18+19)	21=(5-10)	22=(10-15)	23	24
Sub-Total, III. Special Purpose Fund		0.00	1,429,347.00	1,429,347.00	0.00	1,429,347.00	0.00	0.00	1,429,347.00	0.00	0.00	0.00	1,429,346.70	1,429,346.70	0.00	0.00	0.00	1,429,346.70	1,429,346.70	0.00	0.30	0.00	0.00
PS		0.00	1,429,347.00	1,429,347.00	0.00	1,429,347.00	0.00	0.00	1,429,347.00	0.00	0.00	0.00	1,429,346.70	1,429,346.70	0.00	0.00	0.00	1,429,346.70	1,429,346.70	0.00	0.30	0.00	0.00
GRAND TOTAL		346,063,000.00	1,429,347.00	347,492,347.00	319,774,774.00	1,429,347.00	0.00	0.00	321,204,121.00	92,844,486.95	80,083,153.27	50,978,038.18	95,497,775.04	319,403,453.44	55,906,136.35	66,404,428.05	57,502,944.14	88,982,093.77	268,795,602.31	26,288,226.00	1,800,667.56	14,003,121.31	36,604,729.82
PS		235,520,000.00	8,424,347.00	243,944,347.00	210,231,774.00	8,424,347.00	0.00	0.00	218,656,121.00	42,515,547.09	55,801,025.55	44,132,303.46	75,585,406.70	218,034,282.80	42,515,547.09	55,801,025.55	44,132,303.46	75,471,054.32	217,919,930.42	25,288,226.00	621,838.20	114,352.38	0.00
MOOE		48,009,000.00	(6,995,000.00)	41,014,000.00	47,009,000.00	(6,995,000.00)	0.00	0.00	40,014,000.00	6,612,071.85	6,892,765.44	6,496,301.17	18,850,860.14	38,851,998.60	5,859,876.85	7,644,980.44	6,026,725.75	5,431,666.63	24,963,229.67	1,000,000.00	1,162,001.40	13,888,768.93	0.00
CO		62,534,000.00	0.00	62,534,000.00	62,534,000.00	0.00	0.00	62,534,000.00	43,716,888.01	17,389,362.28	349,433.55	1,061,508.20	62,517,172.04	7,530,712.41	2,958,442.06	7,343,914.93	8,079,372.82	25,912,442.22	0.00	16,827.96	0.00	36,604,729.82	

Recapitulation by OO:

I. Agency Specific Budget	Authorized Appropriations	Adjustments (Transfer To/From, Modifications/Augmentations)	Adjusted Appropriations	Allotments Received	Adjustments (Reductions, Modifications/Augmentations)	Transfer To	Transfer From	Adjusted Total Allotments	1st Quarter Ending March 31	2nd Quarter Ending June 30	3rd Quarter Ending Sept. 30	4th Quarter Ending Dec. 31	Total	1st Quarter Ending March 31	2nd Quarter Ending June 30	3rd Quarter Ending Sept. 30	4th Quarter Ending Dec. 31	Total	Unreleased Appropriations	Unobligated Allotment	Due and Demandable	Not Yet Due and Demandable
HIGHER EDUCATION PROGRAM	173,473,000.00	(616,000.00)	172,857,000.00	172,473,000.00	(616,000.00)	0.00	0.00	171,857,000.00	34,966,544.30	46,952,618.88	35,345,312.22	53,430,511.18	170,694,986.58	34,214,349.30	47,704,813.88	35,238,198.86	50,075,482.14	167,232,844.18	1,000,000.00	1,162,013.42	3,462,142.40	0.00
RESEARCH PROGRAM	7,845,000.00	0.00	7,845,000.00	7,845,000.00	0.00	0.00	7,845,000.00	1,061,653.35	555,512.04	1,092,335.85	5,135,498.76	7,845,000.00	1,061,653.35	555,512.04	983,012.85	2,387,925.95	4,988,104.19	0.00	0.00	2,856,895.81	0.00	
TECHNICAL ADVISORY EXTENSION PROGRAM	8,347,000.00	0.00	8,347,000.00	8,347,000.00	0.00	0.00	8,347,000.00	725,624.88	1,171,447.50	1,287,557.54	5,162,370.08	8,347,000.00	725,624.88	1,171,447.50	1,037,357.54	1,527,314.32	4,461,944.24	0.00	0.00	3,885,055.76	0.00	

Certified Correct


ELSIE P. ANDRES
Budget Officer
Date: 2022-01-24 12:38:51

Certified Correct

ARNOLD A. TANDING, CPA, MBA
Accountant III
Date: 2022-01-24 12:38:51

Recommending Approval:

DANILO T. BUEN, MBA
Director, FMS
Date: 2021-10-16 10:15:01

Approved By:

EDUARDO T. BAGTANG, CPA, DBM
SUC President III
Date: 2022-01-24 13:47:50

STATEMENT OF APPROPRIATIONS, ALLOTMENTS, OBLIGATIONS, DISBURSEMENTS AND BALANCES BY OBJECT OF EXPENDITURES
As at the Quarter Ending December 31, 2021

Department :State Universities and Colleges (SUCs)
 Agency :Kalinga State University
 Operating Unit :<not applicable>
 Organization Code :08 019 0000000
 Funding Cluster :01 - Regular Agency Fund


	Current Year Appropriations
	Supplemental Appropriations
X	Continuing Appropriations

(e.g. UACS Fund Cluster: 01-Regular Agency Fund, 02-Foreign Assisted Projects Fund, 03-Special Account-Locally Funded/Domestic Grants Fund, and 04-Special Account-Foreign Assisted/Foreign Grants Fund)

Particulars	UACS CODE	Appropriations			Allotments					Current Year Obligations					Current Year Disbursements					Balances			
		Authorized Appropriations	Adjustments (Transfer To/From, Modifications/Augmentations)	Adjusted Appropriations	Allotments Received	Adjustments (Reductions, Modifications/Augmentations)	Transfer To	Transfer From	Adjusted Total Allotments	1st Quarter Ending March 31	2nd Quarter Ending June 30	3rd Quarter Ending Sept. 30	4th Quarter Ending Dec. 31	Total	1st Quarter Ending March 31	2nd Quarter Ending June 30	3rd Quarter Ending Sept. 30	4th Quarter Ending Dec. 31	Total	Unreleased Appropriations	Unobligated Allotment	Unpaid Obligations (15-20) = (23+24)	
																						Due and Demandable	Not Yet Due and Demandable
1	2	3	4	5=(3+4)	6	7	8	9	10=[(6+(-)7)-8+9]	11	12	13	14	15=(11+12+13+14)	16	17	18	19	20	21=(5-10)	22=(10-15)	23	24
I. Continuing Appropriations		4,076,340.00	0.00	4,076,340.00	4,076,340.00	0.00	0.00	0.00	4,076,340.00	0.00	0.00	0.00	4,076,340.00	4,076,340.00	0.00	0.00	0.00	4,076,340.00	4,076,340.00	0.00	0.00	0.00	0.00
I. Agency Specific Budget		4,076,340.00	0.00	4,076,340.00	4,076,340.00	0.00	0.00	0.00	4,076,340.00	0.00	0.00	0.00	4,076,340.00	4,076,340.00	0.00	0.00	0.00	4,076,340.00	4,076,340.00	0.00	0.00	0.00	0.00
General Administration and Support	100000000000000000	4,076,340.00	0.00	4,076,340.00	4,076,340.00	0.00	0.00	0.00	4,076,340.00	0.00	0.00	0.00	4,076,340.00	4,076,340.00	0.00	0.00	0.00	4,076,340.00	4,076,340.00	0.00	0.00	0.00	0.00
Administration of Personnel Benefits	100000100002000	4,076,340.00	0.00	4,076,340.00	4,076,340.00	0.00	0.00	0.00	4,076,340.00	0.00	0.00	0.00	4,076,340.00	4,076,340.00	0.00	0.00	0.00	4,076,340.00	4,076,340.00	0.00	0.00	0.00	0.00
PS		4,076,340.00	0.00	4,076,340.00	4,076,340.00	0.00			4,076,340.00	0.00	0.00	0.00	4,076,340.00	4,076,340.00	0.00	0.00	0.00	4,076,340.00	4,076,340.00	0.00	0.00	0.00	0.00
Sub-Total, General Administration and Support		4,076,340.00	0.00	4,076,340.00	4,076,340.00	0.00	0.00	0.00	4,076,340.00	0.00	0.00	0.00	4,076,340.00	4,076,340.00	0.00	0.00	0.00	4,076,340.00	4,076,340.00	0.00	0.00	0.00	0.00
PS		4,076,340.00	0.00	4,076,340.00	4,076,340.00	0.00	0.00	0.00	4,076,340.00	0.00	0.00	0.00	4,076,340.00	4,076,340.00	0.00	0.00	0.00	4,076,340.00	4,076,340.00	0.00	0.00	0.00	0.00
MOOE		0.00	0.00	0.00	0.00	0.00	0.00	0.00	0.00	0.00	0.00	0.00	0.00	0.00	0.00	0.00	0.00	0.00	0.00	0.00	0.00	0.00	0.00
FinEx (if Applicable)		0.00	0.00	0.00	0.00	0.00	0.00	0.00	0.00	0.00	0.00	0.00	0.00	0.00	0.00	0.00	0.00	0.00	0.00	0.00	0.00	0.00	0.00
CO		0.00	0.00	0.00	0.00	0.00	0.00	0.00	0.00	0.00	0.00	0.00	0.00	0.00	0.00	0.00	0.00	0.00	0.00	0.00	0.00	0.00	0.00
GRAND TOTAL		4,076,340.00	0.00	4,076,340.00	4,076,340.00	0.00	0.00	0.00	4,076,340.00	0.00	0.00	0.00	4,076,340.00	4,076,340.00	0.00	0.00	0.00	4,076,340.00	4,076,340.00	0.00	0.00	0.00	0.00
PS		4,076,340.00	0.00	4,076,340.00	4,076,340.00	0.00	0.00	0.00	4,076,340.00	0.00	0.00	0.00	4,076,340.00	4,076,340.00	0.00	0.00	0.00	4,076,340.00	4,076,340.00	0.00	0.00	0.00	0.00
MOOE		0.00	0.00	0.00	0.00	0.00	0.00	0.00	0.00	0.00	0.00	0.00	0.00	0.00	0.00	0.00	0.00	0.00	0.00	0.00	0.00	0.00	0.00
FinEx (if Applicable)		0.00	0.00	0.00	0.00	0.00	0.00	0.00	0.00	0.00	0.00	0.00	0.00	0.00	0.00	0.00	0.00	0.00	0.00	0.00	0.00	0.00	0.00
CO		0.00	0.00	0.00	0.00	0.00	0.00	0.00	0.00	0.00	0.00	0.00	0.00	0.00	0.00	0.00	0.00	0.00	0.00	0.00	0.00	0.00	0.00


Certified Correct:

ELSIE P. ANDRES
 Budget Officer
 Date: 2022-01-24 12:38:51

Certified Correct:

ARNOLD A. TANDING, CPA, MBA
 Accountant III
 Date: 2022-01-24 12:38:51

Recommending Approval:

DANILO T. BUEN, MBA
 Director, FMS
 Date: 2022-01-24 13:33:48

Approved By:

EDUARDO T. BAGTANG, CPA, DBM
 SUC President III
 Date: 2022-01-24 13:47:50