

**STATEMENT OF APPROVED BUDGET, UTILIZATIONS, DISBURSEMENTS AND BALANCES**  
 (For Off-Budgetary Funds)  
 As at the Quarter Ending June 30, 2024

Department :State Universities and Colleges (SUCs)  
 Agency :Kalinga State University  
 Operating Unit :<not applicable>  
 Organization Code :08 019 0000000  
 Funding Cluster :05 Internally Generated Funds

(e.g. UACS Fund Cluster: 05-Internally Generated Funds and 06-Business Related Funds)

Particulars	UACS CODE	Approved Budget			Utilizations					Disbursements					Balances		
		Approved Budgeted Revenue	Adjustments (Reductions, Modifications/ Augmentations)	Adjusted Budgeted Revenue	1st Quarter Ending March 31	2nd Quarter Ending June 30	3rd Quarter Ending Sept. 30	4th Quarter Ending Dec. 31	Total	1st Quarter Ending March 31	2nd Quarter Ending June 30	3rd Quarter Ending Sept. 30	4th Quarter Ending Dec. 31	Total	Unused Budget	Unpaid Utilizations	
																Due and Demandable	Not Yet Due and Demandable
1	2	3	4	5=(3+(-)4)	6	7	8	9	10=(6+7+8+9)	11	12	13	14	15=(11+12+13+14)	16=(5-10)	17	18
<b>General Administration and Support</b>	1000000000000000	31,029,774.00	30,770,314.74	61,800,088.74	9,829,838.83	22,456,478.71	0.00	0.00	32,286,317.54	2,435,357.70	10,704,869.12	0.00	0.00	13,140,226.82	29,513,771.20	0.00	19,146,090.72
General Management and Supervision	100000100001000	31,029,774.00	30,770,314.74	61,800,088.74	9,829,838.83	22,456,478.71	0.00	0.00	32,286,317.54	2,435,357.70	10,704,869.12	0.00	0.00	13,140,226.82	29,513,771.20	0.00	19,146,090.72
MOOE		7,558,000.00	0.00	7,558,000.00	2,117,139.43	1,639,533.43	0.00	0.00	3,756,672.86	2,019,729.43	1,663,443.43	0.00	0.00	3,683,172.86	3,801,327.14	0.00	73,500.00
CO		23,471,774.00	30,770,314.74	54,242,088.74	7,712,699.40	20,816,945.28	0.00	0.00	28,529,644.68	415,628.27	9,041,425.69	0.00	0.00	9,457,053.96	25,712,444.06	0.00	19,072,590.72
Sub-Total, General Administration and Support		31,029,774.00	30,770,314.74	61,800,088.74	9,829,838.83	22,456,478.71	0.00	0.00	32,286,317.54	2,435,357.70	10,704,869.12	0.00	0.00	13,140,226.82	29,513,771.20	0.00	19,146,090.72
PS		0.00	0.00	0.00	0.00	0.00	0.00	0.00	0.00	0.00	0.00	0.00	0.00	0.00	0.00	0.00	0.00
MOOE		7,558,000.00	0.00	7,558,000.00	2,117,139.43	1,639,533.43	0.00	0.00	3,756,672.86	2,019,729.43	1,663,443.43	0.00	0.00	3,683,172.86	3,801,327.14	0.00	73,500.00
FinEx (if Applicable)		0.00	0.00	0.00	0.00	0.00	0.00	0.00	0.00	0.00	0.00	0.00	0.00	0.00	0.00	0.00	0.00
CO		23,471,774.00	30,770,314.74	54,242,088.74	7,712,699.40	20,816,945.28	0.00	0.00	28,529,644.68	415,628.27	9,041,425.69	0.00	0.00	9,457,053.96	25,712,444.06	0.00	19,072,590.72
<b>Support to Operations</b>	2000000000000000	3,600,000.00	0.00	3,600,000.00	678,271.62	143,208.38	0.00	0.00	821,480.00	574,624.89	246,855.11	0.00	0.00	821,480.00	2,778,520.00	0.00	0.00
Auxiliary Services	200000100001000	3,600,000.00	0.00	3,600,000.00	678,271.62	143,208.38	0.00	0.00	821,480.00	574,624.89	246,855.11	0.00	0.00	821,480.00	2,778,520.00	0.00	0.00
MOOE		3,600,000.00	0.00	3,600,000.00	678,271.62	143,208.38	0.00	0.00	821,480.00	574,624.89	246,855.11	0.00	0.00	821,480.00	2,778,520.00	0.00	0.00
Sub-Total, Support to Operations		3,600,000.00	0.00	3,600,000.00	678,271.62	143,208.38	0.00	0.00	821,480.00	574,624.89	246,855.11	0.00	0.00	821,480.00	2,778,520.00	0.00	0.00
PS		0.00	0.00	0.00	0.00	0.00	0.00	0.00	0.00	0.00	0.00	0.00	0.00	0.00	0.00	0.00	0.00
MOOE		3,600,000.00	0.00	3,600,000.00	678,271.62	143,208.38	0.00	0.00	821,480.00	574,624.89	246,855.11	0.00	0.00	821,480.00	2,778,520.00	0.00	0.00
FinEx (if Applicable)		0.00	0.00	0.00	0.00	0.00	0.00	0.00	0.00	0.00	0.00	0.00	0.00	0.00	0.00	0.00	0.00
CO		0.00	0.00	0.00	0.00	0.00	0.00	0.00	0.00	0.00	0.00	0.00	0.00	0.00	0.00	0.00	0.00
<b>Operations</b>	3000000000000000	32,029,191.00	18,446,601.03	50,475,792.03	12,166,711.00	7,841,712.98	0.00	0.00	20,008,423.98	11,415,545.00	4,700,553.88	0.00	0.00	16,116,098.88	30,467,368.05	0.00	3,892,325.10

**STATEMENT OF APPROVED BUDGET, UTILIZATIONS, DISBURSEMENTS AND BALANCES**  
 (For Off-Budgetary Funds)  
 As at the Quarter Ending June 30, 2024

Department :State Universities and Colleges (SUCs)  
 Agency :Kalinga State University  
 Operating Unit :<not applicable>  
 Organization Code :08 019 0000000  
 Funding Cluster :05 Internally Generated Funds


(e.g. UACS Fund Cluster: 05-Internally Generated Funds and 06-Business Related Funds)


Particulars	UACS CODE	Approved Budget			Utilizations					Disbursements					Balances		
		Approved Budgeted Revenue	Adjustments (Reductions, Modifications/ Augmentations)	Adjusted Budgeted Revenue	1st Quarter Ending March 31	2nd Quarter Ending June 30	3rd Quarter Ending Sept. 30	4th Quarter Ending Dec. 31	Total	1st Quarter Ending March 31	2nd Quarter Ending June 30	3rd Quarter Ending Sept. 30	4th Quarter Ending Dec. 31	Total	Unutilized Budget	Unpaid Utilizations	
																Due and Demandable	Not Yet Due and Demandable
1	2	3	4	5=[3+(-)4]	6	7	8	9	10=(6+7+8+9)	11	12	13	14	15=(11+12+13+14)	16=(5-10)	17	18
OO : Relevant and quality tertiary education ensured to achieve inclusive growth and access of deserving but poor students to quality tertiary education increased	3100000000000000	24,829,191.00	18,446,601.03	43,275,792.03	11,600,586.76	7,488,310.46	0.00	0.00	19,088,897.22	10,849,420.76	4,347,151.36	0.00	0.00	15,196,572.12	24,186,894.81	0.00	3,892,325.10
HIGHER EDUCATION PROGRAM	3101000000000000	24,829,191.00	18,446,601.03	43,275,792.03	11,600,586.76	7,488,310.46	0.00	0.00	19,088,897.22	10,849,420.76	4,347,151.36	0.00	0.00	15,196,572.12	24,186,894.81	0.00	3,892,325.10
Provision of Higher Education Services	310100100002000	24,829,191.00	18,446,601.03	43,275,792.03	11,600,586.76	7,488,310.46	0.00	0.00	19,088,897.22	10,849,420.76	4,347,151.36	0.00	0.00	15,196,572.12	24,186,894.81	0.00	3,892,325.10
MOOE		24,829,191.00	18,446,601.03	43,275,792.03	11,600,586.76	7,488,310.46	0.00	0.00	19,088,897.22	10,849,420.76	4,347,151.36	0.00	0.00	15,196,572.12	24,186,894.81	0.00	3,892,325.10
OO : Higher education research improved to promote economic productivity and innovation	3200000000000000	3,600,000.00	0.00	3,600,000.00	379,513.24	286,409.52	0.00	0.00	665,922.76	379,513.24	286,409.52	0.00	0.00	665,922.76	2,934,077.24	0.00	0.00
RESEARCH PROGRAM	3202000000000000	3,600,000.00	0.00	3,600,000.00	379,513.24	286,409.52	0.00	0.00	665,922.76	379,513.24	286,409.52	0.00	0.00	665,922.76	2,934,077.24	0.00	0.00
Conduct of Research Services	320200100001000	3,600,000.00	0.00	3,600,000.00	379,513.24	286,409.52	0.00	0.00	665,922.76	379,513.24	286,409.52	0.00	0.00	665,922.76	2,934,077.24	0.00	0.00
MOOE		3,600,000.00	0.00	3,600,000.00	379,513.24	286,409.52	0.00	0.00	665,922.76	379,513.24	286,409.52	0.00	0.00	665,922.76	2,934,077.24	0.00	0.00
OO : Community engagement increased	3300000000000000	3,600,000.00	0.00	3,600,000.00	186,611.00	66,993.00	0.00	0.00	253,604.00	186,611.00	66,993.00	0.00	0.00	253,604.00	3,346,396.00	0.00	0.00


**STATEMENT OF APPROVED BUDGET, UTILIZATIONS, DISBURSEMENTS AND BALANCES**  
 (For Off-Budgetary Funds)  
 As at the Quarter Ending June 30, 2024


Department :State Universities and Colleges (SUCs)  
 Agency :Kalinga State University  
 Operating Unit :<not applicable>  
 Organization Code :08 019 0000000  
 Funding Cluster :05 Internally Generated Funds  
 (e.g. UACS Fund Cluster: 05-Internally Generated Funds and 06-Business Related Funds)

Particulars	UACS CODE	Approved Budget			Utilizations					Disbursements					Balances		
		Approved Budgeted Revenue	Adjustments (Reductions, Modifications/Augmentations)	Adjusted Budgeted Revenue	1st Quarter Ending March 31	2nd Quarter Ending June 30	3rd Quarter Ending Sept. 30	4th Quarter Ending Dec. 31	Total	1st Quarter Ending March 31	2nd Quarter Ending June 30	3rd Quarter Ending Sept. 30	4th Quarter Ending Dec. 31	Total	Unused Budget	Unpaid Utilizations	
																Due and Demandable	Not Yet Due and Demandable
1	2	3	4	5=[3+(-)4]	6	7	8	9	10=(6+7+8+9)	11	12	13	14	15=(11+12+13+14)	16=(5-10)	17	18
TECHNICAL ADVISORY EXTENSION PROGRAM	3301000000000000	3,600,000.00	0.00	3,600,000.00	186,611.00	66,993.00	0.00	0.00	253,604.00	186,611.00	66,993.00	0.00	0.00	253,604.00	3,346,396.00	0.00	0.00
Provision of Extension Services	330100100001000	3,600,000.00	0.00	3,600,000.00	186,611.00	66,993.00	0.00	0.00	253,604.00	186,611.00	66,993.00	0.00	0.00	253,604.00	3,346,396.00	0.00	0.00
MOOE		3,600,000.00	0.00	3,600,000.00	186,611.00	66,993.00	0.00	0.00	253,604.00	186,611.00	66,993.00	0.00	0.00	253,604.00	3,346,396.00	0.00	0.00
Sub-Total, Operations		32,029,191.00	18,446,601.03	50,475,792.03	12,166,711.00	7,841,712.98	0.00	0.00	20,008,423.98	11,415,545.00	4,700,553.88	0.00	0.00	16,116,098.88	30,467,368.05	0.00	3,892,325.10
PS		0.00	0.00	0.00	0.00	0.00	0.00	0.00	0.00	0.00	0.00	0.00	0.00	0.00	0.00	0.00	0.00
MOOE		32,029,191.00	18,446,601.03	50,475,792.03	12,166,711.00	7,841,712.98	0.00	0.00	20,008,423.98	11,415,545.00	4,700,553.88	0.00	0.00	16,116,098.88	30,467,368.05	0.00	3,892,325.10
FinEx (if Applicable)		0.00	0.00	0.00	0.00	0.00	0.00	0.00	0.00	0.00	0.00	0.00	0.00	0.00	0.00	0.00	0.00
CO		0.00	0.00	0.00	0.00	0.00	0.00	0.00	0.00	0.00	0.00	0.00	0.00	0.00	0.00	0.00	0.00
<b>GRAND TOTAL</b>		<b>66,658,965.00</b>	<b>49,216,915.77</b>	<b>115,875,880.77</b>	<b>22,674,821.45</b>	<b>30,441,400.07</b>	<b>0.00</b>	<b>0.00</b>	<b>53,116,221.52</b>	<b>14,425,527.59</b>	<b>15,652,278.11</b>	<b>0.00</b>	<b>0.00</b>	<b>30,077,805.70</b>	<b>62,759,659.25</b>	<b>0.00</b>	<b>23,038,415.82</b>
PS		0.00	0.00	0.00	0.00	0.00	0.00	0.00	0.00	0.00	0.00	0.00	0.00	0.00	0.00	0.00	0.00
MOOE		43,187,191.00	18,446,601.03	61,633,792.03	14,962,122.05	9,624,454.79	0.00	0.00	24,586,576.84	14,009,899.32	6,610,852.42	0.00	0.00	20,620,751.74	37,047,215.19	0.00	3,965,825.10
FinEx (if Applicable)		0.00	0.00	0.00	0.00	0.00	0.00	0.00	0.00	0.00	0.00	0.00	0.00	0.00	0.00	0.00	0.00
CO		23,471,774.00	30,770,314.74	54,242,088.74	7,712,699.40	20,816,945.28	0.00	0.00	28,529,644.68	415,628.27	9,041,425.69	0.00	0.00	9,457,053.96	25,712,444.06	0.00	19,072,590.72

Certified Correct:  
  
**ELSIE P. ANDRES**  
 Administrative Officer V (Budget Officer III)  
 Date: July 18, 2024 11:38 AM

Certified Correct:  
  
**ARNOLD A. TANDING, CPA, MBA**  
 Supervising Administrative Officer  
 Date: July 18, 2024 11:38 AM


Recommending Approval:  
  
**DANILO T. BUEN, MBA**  
 Chief Administrative Officer (Director, FMS)  
 Date: July 19, 2024 02:05 PM


Approved By:  
  
**EDUARDO T. BAGTANG, CPA, DBM**  
 SUC President III  
 Date: July 19, 2024 02:19 PM


**STATEMENT OF APPROVED BUDGET, UTILIZATIONS, DISBURSEMENTS AND BALANCES**  
 (For Off-Budgetary Funds)  
 As at the Quarter Ending June 30, 2024


Department :State Universities and Colleges (SUCs)  
 Agency :State Universities and CState Universities and Colleges (SUCs)  
 Operating Unit :<not applicable>  
 Organization Code :08 019 0000000  
 Funding Cluster :06 Business Related Funds  
 (e.g. UACS Fund Cluster: 05-Internally Generated Funds and 06-Business Related Funds)

Particulars	UACS CODE	Approved Budget			Utilizations					Disbursements					Balances		
		Approved Budgeted Revenue	Adjustments (Reductions, Modifications/ Augmentations)	Adjusted Budgeted Revenue	1st Quarter Ending March 31	2nd Quarter Ending June 30	3rd Quarter Ending Sept. 30	4th Quarter Ending Dec. 31	Total	1st Quarter Ending March 31	2nd Quarter Ending June 30	3rd Quarter Ending Sept. 30	4th Quarter Ending Dec. 31	Total	Unused Budget	Unpaid Utilizations	
																Due and Demandable	Not Yet Due and Demandable
1	2	3	4	5=[3+(-)4]	6	7	8	9	10=(6+7+8+9)	11	12	13	14	15=(11+12+13+14)	16=(5-10)	17	18
Support to Operations	2000000000000000	10,000,000.00	2,447,374.75	12,447,374.75	1,393,231.32	1,066,821.41	0.00	0.00	2,460,052.73	799,525.64	1,452,123.41	0.00	0.00	2,251,649.05	9,987,322.02	0.00	208,403.68
Auxiliary Services	200000100001000	10,000,000.00	2,447,374.75	12,447,374.75	1,393,231.32	1,066,821.41	0.00	0.00	2,460,052.73	799,525.64	1,452,123.41	0.00	0.00	2,251,649.05	9,987,322.02	0.00	208,403.68
MOOE		8,000,000.00	135,453.51	8,135,453.51	1,214,831.32	806,821.41	0.00	0.00	2,021,652.73	621,125.64	1,192,123.41	0.00	0.00	1,813,249.05	6,113,800.78	0.00	208,403.68
CO		2,000,000.00	2,311,921.24	4,311,921.24	178,400.00	260,000.00	0.00	0.00	438,400.00	178,400.00	260,000.00	0.00	0.00	438,400.00	3,873,521.24	0.00	0.00
Sub-Total, Support to Operations		10,000,000.00	2,447,374.75	12,447,374.75	1,393,231.32	1,066,821.41	0.00	0.00	2,460,052.73	799,525.64	1,452,123.41	0.00	0.00	2,251,649.05	9,987,322.02	0.00	208,403.68
PS		0.00	0.00	0.00	0.00	0.00	0.00	0.00	0.00	0.00	0.00	0.00	0.00	0.00	0.00	0.00	0.00
MOOE		8,000,000.00	135,453.51	8,135,453.51	1,214,831.32	806,821.41	0.00	0.00	2,021,652.73	621,125.64	1,192,123.41	0.00	0.00	1,813,249.05	6,113,800.78	0.00	208,403.68
FinEx (if Applicable)		0.00	0.00	0.00	0.00	0.00	0.00	0.00	0.00	0.00	0.00	0.00	0.00	0.00	0.00	0.00	0.00
CO		2,000,000.00	2,311,921.24	4,311,921.24	178,400.00	260,000.00	0.00	0.00	438,400.00	178,400.00	260,000.00	0.00	0.00	438,400.00	3,873,521.24	0.00	0.00
<b>GRAND TOTAL</b>		<b>10,000,000.00</b>	<b>2,447,374.75</b>	<b>12,447,374.75</b>	<b>1,393,231.32</b>	<b>1,066,821.41</b>	<b>0.00</b>	<b>0.00</b>	<b>2,460,052.73</b>	<b>799,525.64</b>	<b>1,452,123.41</b>	<b>0.00</b>	<b>0.00</b>	<b>2,251,649.05</b>	<b>9,987,322.02</b>	<b>0.00</b>	<b>208,403.68</b>
PS		0.00	0.00	0.00	0.00	0.00	0.00	0.00	0.00	0.00	0.00	0.00	0.00	0.00	0.00	0.00	0.00
MOOE		8,000,000.00	135,453.51	8,135,453.51	1,214,831.32	806,821.41	0.00	0.00	2,021,652.73	621,125.64	1,192,123.41	0.00	0.00	1,813,249.05	6,113,800.78	0.00	208,403.68
FinEx (if Applicable)		0.00	0.00	0.00	0.00	0.00	0.00	0.00	0.00	0.00	0.00	0.00	0.00	0.00	0.00	0.00	0.00
CO		2,000,000.00	2,311,921.24	4,311,921.24	178,400.00	260,000.00	0.00	0.00	438,400.00	178,400.00	260,000.00	0.00	0.00	438,400.00	3,873,521.24	0.00	0.00

Certified Correct:  
  
**ELSIE P. ANDRES**  
 Administrative Officer V (Budget Officer III)  
 Date: July 18, 2024 11:38 AM

Certified Correct:  
  
**ARNOLD A. TANDING, CPA, MBA**  
 Supervising Administrative Officer  
 Date: July 18, 2024 11:38 AM

Recommending Approval:  
  
**DANILO T. BUEN, MBA**  
 Chief Administrative Officer (Director, FMS)  
 Date: July 19, 2024 02:05 PM

Approved By:  
  
**EDUARDO T. BAGTANG, CPA, DBM**  
 SUC President III  
 Date: July 19, 2024 02:19 PM