

MONTHLY REPORT OF DISBURSEMENTS
For the month of July 2024

Department :State Universities and Colleges (SUCs)
Agency :Kalinga State University
Operating Unit :<not applicable>
Organization Code :08 019 000000
Funding Cluster :01 - Regular Agency Fund

PARTICULARS	CURRENT YEAR BUDGET					PRIOR YEAR'S BUDGET											Sub-Total	TRUST LIABILITIES				GRAND TOTAL					REMARKS	
	PS	MODE	FinEx	CO	TOTAL	PRIOR YEAR'S ACCOUNTS PAYABLE					CURRENT YEAR'S ACCOUNTS PAYABLE							PS	MODE	CO	TOTAL	PS	MODE	FinEx	CO	TOTAL		
						PS	MODE	FinEx	CO	Sub-Total	PS	MODE	FinEx	CO	Sub-Total	TOTAL												
1	2	3	4	5	6=(2+3+4+5)	7	8	9	10	11=(7+8+9+10)	12	13	14	15	16=(12+13+14+15)	17=(11+16)	18=(6+17)	19	20	21	22=(19+20+21)	23	24	25	26	27=(23+24+25+26)	28	
CASH DISBURSEMENTS	18,349,460.08	3,412,865.75	0.00	0.00	21,762,325.83	0.00	0.00	0.00	0.00	0.00	0.00	0.00	0.00	0.00	0.00	0.00	21,762,325.83	0.00	0.00	0.00	0.00	18,349,460.08	3,412,865.75	0.00	0.00	21,762,325.83		
Notice of Cash Allocation (NCA)	18,349,460.08	3,412,865.75	0.00	0.00	21,762,325.83	0.00	0.00	0.00	0.00	0.00	0.00	0.00	0.00	0.00	0.00	0.00	21,762,325.83	0.00	0.00	0.00	0.00	18,349,460.08	3,412,865.75	0.00	0.00	21,762,325.83		
MDS Checks Issued	860,402.20	16,736.00	0.00	0.00	877,138.20	0.00	0.00	0.00	0.00	0.00	0.00	0.00	0.00	0.00	0.00	0.00	877,138.20	0.00	0.00	0.00	0.00	860,402.20	16,736.00	0.00	0.00	877,138.20		
Advice to Debit Account	17,489,057.88	3,396,129.75	0.00	0.00	20,885,187.63	0.00	0.00	0.00	0.00	0.00	0.00	0.00	0.00	0.00	0.00	0.00	20,885,187.63	0.00	0.00	0.00	0.00	17,489,057.88	3,396,129.75	0.00	0.00	20,885,187.63		
Notice of Transfer of Allocation (NTA)	0.00	0.00	0.00	0.00	0.00	0.00	0.00	0.00	0.00	0.00	0.00	0.00	0.00	0.00	0.00	0.00	0.00	0.00	0.00	0.00	0.00	0.00	0.00	0.00	0.00	0.00	0.00	
MDS Checks Issued	0.00	0.00	0.00	0.00	0.00	0.00	0.00	0.00	0.00	0.00	0.00	0.00	0.00	0.00	0.00	0.00	0.00	0.00	0.00	0.00	0.00	0.00	0.00	0.00	0.00	0.00	0.00	
Advice to Debit Account	0.00	0.00	0.00	0.00	0.00	0.00	0.00	0.00	0.00	0.00	0.00	0.00	0.00	0.00	0.00	0.00	0.00	0.00	0.00	0.00	0.00	0.00	0.00	0.00	0.00	0.00	0.00	
Working Fund for FAPs	0.00	0.00	0.00	0.00	0.00	0.00	0.00	0.00	0.00	0.00	0.00	0.00	0.00	0.00	0.00	0.00	0.00	0.00	0.00	0.00	0.00	0.00	0.00	0.00	0.00	0.00	0.00	
Cash Disbursement Ceiling (CDC)	0.00	0.00	0.00	0.00	0.00	0.00	0.00	0.00	0.00	0.00	0.00	0.00	0.00	0.00	0.00	0.00	0.00	0.00	0.00	0.00	0.00	0.00	0.00	0.00	0.00	0.00	0.00	
TOTAL CASH DISBURSEMENTS	18,349,460.08	3,412,865.75	0.00	0.00	21,762,325.83	0.00	0.00	0.00	0.00	0.00	0.00	0.00	0.00	0.00	0.00	0.00	21,762,325.83	0.00	0.00	0.00	0.00	18,349,460.08	3,412,865.75	0.00	0.00	21,762,325.83		
NON-CASH DISBURSEMENTS	1,398,764.03	487,139.31	0.00	0.00	1,885,903.34	0.00	0.00	0.00	0.00	0.00	0.00	0.00	0.00	0.00	0.00	0.00	1,885,903.34	0.00	0.00	0.00	0.00	1,398,764.03	487,139.31	0.00	0.00	1,885,903.34		
Tax Remittance Advices Issued (TRA)	1,398,764.03	487,139.31	0.00	0.00	1,885,903.34	0.00	0.00	0.00	0.00	0.00	0.00	0.00	0.00	0.00	0.00	0.00	1,885,903.34	0.00	0.00	0.00	0.00	1,398,764.03	487,139.31	0.00	0.00	1,885,903.34		
Non-Cash Availment Authority (NCAA)	0.00	0.00	0.00	0.00	0.00	0.00	0.00	0.00	0.00	0.00	0.00	0.00	0.00	0.00	0.00	0.00	0.00	0.00	0.00	0.00	0.00	0.00	0.00	0.00	0.00	0.00	0.00	
Disbursements effected through outright deductions from claims (please specify...)	0.00	0.00	0.00	0.00	0.00	0.00	0.00	0.00	0.00	0.00	0.00	0.00	0.00	0.00	0.00	0.00	0.00	0.00	0.00	0.00	0.00	0.00	0.00	0.00	0.00	0.00	0.00	
Overpayment of expenses(e.g. personnel benefits)	0.00	0.00	0.00	0.00	0.00	0.00	0.00	0.00	0.00	0.00	0.00	0.00	0.00	0.00	0.00	0.00	0.00	0.00	0.00	0.00	0.00	0.00	0.00	0.00	0.00	0.00	0.00	
Restitution for loss of government property	0.00	0.00	0.00	0.00	0.00	0.00	0.00	0.00	0.00	0.00	0.00	0.00	0.00	0.00	0.00	0.00	0.00	0.00	0.00	0.00	0.00	0.00	0.00	0.00	0.00	0.00	0.00	
Liquidated damages and similar claims	0.00	0.00	0.00	0.00	0.00	0.00	0.00	0.00	0.00	0.00	0.00	0.00	0.00	0.00	0.00	0.00	0.00	0.00	0.00	0.00	0.00	0.00	0.00	0.00	0.00	0.00	0.00	
Others(TEF, BTR- Documentary StampTax, etc.)	0.00	0.00	0.00	0.00	0.00	0.00	0.00	0.00	0.00	0.00	0.00	0.00	0.00	0.00	0.00	0.00	0.00	0.00	0.00	0.00	0.00	0.00	0.00	0.00	0.00	0.00	0.00	
TOTAL NON-CASH DISBURSEMENTS	1,398,764.03	487,139.31	0.00	0.00	1,885,903.34	0.00	0.00	0.00	0.00	0.00	0.00	0.00	0.00	0.00	0.00	0.00	1,885,903.34	0.00	0.00	0.00	0.00	1,398,764.03	487,139.31	0.00	0.00	1,885,903.34		
GRAND TOTAL	19,748,224.11	3,900,005.06	0.00	0.00	23,648,229.17	0.00	0.00	0.00	0.00	0.00	0.00	0.00	0.00	0.00	0.00	0.00	23,648,229.17	0.00	0.00	0.00	0.00	19,748,224.11	3,900,005.06	0.00	0.00	23,648,229.17		

dn.

[Signature]

[Signature]

MONTHLY REPORT OF DISBURSEMENTS
For the month of July 2024

Department :State Universities and Colleges (SUCs)
 Agency :Kalinga State University
 Operating Unit :<not applicable>
 Organization Code :08 019 0000000
 Funding Cluster :01 - Regular Agency Fund

Summary


PARTICULARS (1)	PREVIOUS REPORT (2)	CURRENT MONTH (3)	AS OF DATE (4)
Total Disbursement Authorities Received	214,741,437.51	32,846,566.34	247,588,003.85
NCA	204,458,660.00	30,960,663.00	235,419,323.00
NTA	0.00	0.00	0.00
Working Fund	0.00	0.00	0.00
TRA	10,282,777.51	1,885,903.34	12,168,680.85
CDC	0.00	0.00	0.00
NCAA	0.00	0.00	0.00
Less: Notice of Transfer Allocations (NTA)* issued	0.00	0.00	0.00
Total Disbursements Authorities Available	214,741,437.51	32,846,566.34	247,588,003.85
Less	0.00	0.00	0.00
Lapsed NCA	0.00	1,375,825.95	1,375,825.95
Disbursements	213,365,611.56	23,648,229.17	237,013,840.73
Less: Other Non-Cash Disbursements	0.00	0.00	0.00
Disbursements effected through outright deductions from claim	0.00	0.00	0.00
Overpayment of expenses(e.g. personnel benefits)	0.00	0.00	0.00
Restitution for loss of government property	0.00	0.00	0.00
Liquidated damages and similar claims	0.00	0.00	0.00
Others (e.g. TEF, BTr, Docs Stamp, etc.)	0.00	0.00	0.00
Add/Less: Adjustments (e.g. cancelled/staled checks)	0.00	0.00	0.00
Balance of Disbursement Authorities as at date	1,375,825.95	9,198,337.17	10,574,163.12
Total Disbursements Program	214,741,437.51	32,846,566.34	247,588,003.85
Less: * Actual Disbursements	213,365,611.56	25,024,055.12	238,389,666.68
(Over)/Under spending~	1,375,825.95	7,822,511.22	9,198,337.17

Notes: * The use of NTA is discouraged
 Notes: ** Amounts should tally with the grand total disbursemnt (column 27).


Certified Correct:


ARNOLD A. TANDING, CPA, MBA
 Supervising Administrative Officer
 Date: August 9, 2024 01:59 PM

Recommending Approval:


DANILO T. BUEN, MBA
 Chief Administrative Officer (Director, FMS)
 Date: August 9, 2024 02:05 PM

Approved By:


EDUARDO T. BAGTANG, CPA, DBM
 SUC President III
 Date: August 9, 2024 02:07 PM

MONTHLY REPORT OF DISBURSEMENTS
For the month of August 2024

Department : State Universities and Colleges (SUCs)
 Agency : Kalinga State University
 Operating Unit : <not applicable>
 Organization Code : 08 019 0000000
 Funding Cluster : 01 - Regular Agency Fund

PARTICULARS	CURRENT YEAR BUDGET					PRIOR YEAR'S BUDGET											Sub-Total	TRUST LIABILITIES				GRAND TOTAL					REMARKS	
	PS	MODE	FinEx	CO	TOTAL	PRIOR YEAR'S ACCOUNTS PAYABLE				CURRENT YEAR'S ACCOUNTS PAYABLE					TOTAL	PS		MODE	CO	TOTAL	PS	MODE	FinEx	CO	TOTAL			
						PS	MODE	FinEx	CO	Sub-Total	PS	MODE	FinEx	CO												Sub-Total		PS
1	2	3	4	5	6=(2+3+4+5)	7	8	9	10	11=(7+8+9+10)	12	13	14	15	16=(12+13+14+15)	17=(11+16)	18=(6+17)	19	20	21	22=(19+20+21)	23	24	25	26	27=(23+24+25+26)	28	
CASH DISBURSEMENTS	18,082,347.21	3,405,230.05	0.00	0.00	21,487,577.26	0.00	0.00	0.00	0.00	0.00	0.00	0.00	0.00	0.00	0.00	0.00	21,487,577.26	0.00	0.00	0.00	0.00	18,082,347.21	3,405,230.05	0.00	0.00	21,487,577.26		
Notice of Cash Allocation (NCA)	18,082,347.21	3,405,230.05	0.00	0.00	21,487,577.26	0.00	0.00	0.00	0.00	0.00	0.00	0.00	0.00	0.00	0.00	0.00	21,487,577.26	0.00	0.00	0.00	0.00	18,082,347.21	3,405,230.05	0.00	0.00	21,487,577.26		
MDS Checks Issued	0.00	924,398.63	0.00	0.00	924,398.63	0.00	0.00	0.00	0.00	0.00	0.00	0.00	0.00	0.00	0.00	0.00	924,398.63	0.00	0.00	0.00	0.00	0.00	924,398.63	0.00	0.00	924,398.63		
Advice to Debit Account	18,082,347.21	2,480,831.42	0.00	0.00	20,563,178.63	0.00	0.00	0.00	0.00	0.00	0.00	0.00	0.00	0.00	0.00	0.00	20,563,178.63	0.00	0.00	0.00	0.00	18,082,347.21	2,480,831.42	0.00	0.00	20,563,178.63		
Notice of Transfer of Allocation (NTA)	0.00	0.00	0.00	0.00	0.00	0.00	0.00	0.00	0.00	0.00	0.00	0.00	0.00	0.00	0.00	0.00	0.00	0.00	0.00	0.00	0.00	0.00	0.00	0.00	0.00	0.00	0.00	
MDS Checks Issued	0.00	0.00	0.00	0.00	0.00	0.00	0.00	0.00	0.00	0.00	0.00	0.00	0.00	0.00	0.00	0.00	0.00	0.00	0.00	0.00	0.00	0.00	0.00	0.00	0.00	0.00	0.00	
Advice to Debit Account	0.00	0.00	0.00	0.00	0.00	0.00	0.00	0.00	0.00	0.00	0.00	0.00	0.00	0.00	0.00	0.00	0.00	0.00	0.00	0.00	0.00	0.00	0.00	0.00	0.00	0.00	0.00	
Working Fund for FAPs	0.00	0.00	0.00	0.00	0.00	0.00	0.00	0.00	0.00	0.00	0.00	0.00	0.00	0.00	0.00	0.00	0.00	0.00	0.00	0.00	0.00	0.00	0.00	0.00	0.00	0.00	0.00	
Cash Disbursement Ceiling (CDC)	0.00	0.00	0.00	0.00	0.00	0.00	0.00	0.00	0.00	0.00	0.00	0.00	0.00	0.00	0.00	0.00	0.00	0.00	0.00	0.00	0.00	0.00	0.00	0.00	0.00	0.00	0.00	
TOTAL CASH DISBURSEMENTS	18,082,347.21	3,405,230.05	0.00	0.00	21,487,577.26	0.00	0.00	0.00	0.00	0.00	0.00	0.00	0.00	0.00	0.00	0.00	21,487,577.26	0.00	0.00	0.00	0.00	18,082,347.21	3,405,230.05	0.00	0.00	21,487,577.26		
NON-CASH DISBURSEMENTS	1,293,917.39	78,307.40	0.00	0.00	1,372,224.79	0.00	0.00	0.00	0.00	0.00	0.00	0.00	0.00	0.00	0.00	0.00	1,372,224.79	0.00	0.00	0.00	0.00	1,293,917.39	78,307.40	0.00	0.00	1,372,224.79		
Tax Remittance Advices Issued (TRA)	1,293,917.39	78,307.40	0.00	0.00	1,372,224.79	0.00	0.00	0.00	0.00	0.00	0.00	0.00	0.00	0.00	0.00	0.00	1,372,224.79	0.00	0.00	0.00	0.00	1,293,917.39	78,307.40	0.00	0.00	1,372,224.79		
Non-Cash Availment Authority (NCAA)	0.00	0.00	0.00	0.00	0.00	0.00	0.00	0.00	0.00	0.00	0.00	0.00	0.00	0.00	0.00	0.00	0.00	0.00	0.00	0.00	0.00	0.00	0.00	0.00	0.00	0.00	0.00	
Disbursements effected through outright deductions from claims (please specify...)	0.00	0.00	0.00	0.00	0.00	0.00	0.00	0.00	0.00	0.00	0.00	0.00	0.00	0.00	0.00	0.00	0.00	0.00	0.00	0.00	0.00	0.00	0.00	0.00	0.00	0.00	0.00	
Overpayment of expenses (e.g. personnel benefits)	0.00	0.00	0.00	0.00	0.00	0.00	0.00	0.00	0.00	0.00	0.00	0.00	0.00	0.00	0.00	0.00	0.00	0.00	0.00	0.00	0.00	0.00	0.00	0.00	0.00	0.00	0.00	
Restitution for loss of government property	0.00	0.00	0.00	0.00	0.00	0.00	0.00	0.00	0.00	0.00	0.00	0.00	0.00	0.00	0.00	0.00	0.00	0.00	0.00	0.00	0.00	0.00	0.00	0.00	0.00	0.00	0.00	
Liquidated damages and similar claims	0.00	0.00	0.00	0.00	0.00	0.00	0.00	0.00	0.00	0.00	0.00	0.00	0.00	0.00	0.00	0.00	0.00	0.00	0.00	0.00	0.00	0.00	0.00	0.00	0.00	0.00	0.00	
Others (TEF, BTR-Documentary Stamp Tax, etc.)	0.00	0.00	0.00	0.00	0.00	0.00	0.00	0.00	0.00	0.00	0.00	0.00	0.00	0.00	0.00	0.00	0.00	0.00	0.00	0.00	0.00	0.00	0.00	0.00	0.00	0.00	0.00	
TOTAL NON-CASH DISBURSEMENTS	1,293,917.39	78,307.40	0.00	0.00	1,372,224.79	0.00	0.00	0.00	0.00	0.00	0.00	0.00	0.00	0.00	0.00	0.00	1,372,224.79	0.00	0.00	0.00	0.00	1,293,917.39	78,307.40	0.00	0.00	1,372,224.79		
GRAND TOTAL	19,376,264.60	3,483,537.45	0.00	0.00	22,859,802.05	0.00	0.00	0.00	0.00	0.00	0.00	0.00	0.00	0.00	0.00	0.00	22,859,802.05	0.00	0.00	0.00	0.00	19,376,264.60	3,483,537.45	0.00	0.00	22,859,802.05		

MONTHLY REPORT OF DISBURSEMENTS
For the month of August 2024


Department : State Universities and Colleges (SUCs)
 Agency : Kalinga State University
 Operating Unit : <not applicable>
 Organization Code : 08 019 0000000
 Funding Cluster : 01 - Regular Agency Fund

Summary


PARTICULARS (1)	PREVIOUS REPORT (2)	CURRENT MONTH (3)	AS OF DATE (4)
Total Disbursement Authorities Received	247,588,003.85	25,319,887.79	272,907,891.64
NCA	235,419,323.00	23,947,663.00	259,366,986.00
NTA	0.00	0.00	0.00
Working Fund	0.00	0.00	0.00
TRA	12,168,680.85	1,372,224.79	13,540,905.64
CDC	0.00	0.00	0.00
NCAA	0.00	0.00	0.00
Less: Notice of Transfer Allocations (NTA)* issued	0.00	0.00	0.00
Total Disbursements Authorities Available	247,588,003.85	25,319,887.79	272,907,891.64
Less	0.00	0.00	0.00
Lapsed NCA	1,375,825.95	0.00	1,375,825.95
Disbursements	237,013,840.73	22,859,802.05	259,873,642.78
Less: Other Non-Cash Disbursements	0.00	0.00	0.00
Disbursements effected through outright deductions from claims	0.00	0.00	0.00
Overpayment of expenses (e.g. personnel benefits)	0.00	0.00	0.00
Restitution for loss of government property	0.00	0.00	0.00
Liquidated damages and similar claims	0.00	0.00	0.00
Others (e.g. TEF, BTr, Docs Stamp, etc.)	0.00	0.00	0.00
Add/Less: Adjustments (e.g. cancelled/staled checks)	0.00	0.00	0.00
Balance of Disbursement Authorities as at date	9,198,337.17	2,460,085.74	11,658,422.91
Total Disbursements Program	247,588,003.85	25,319,887.79	272,907,891.64
Less: * Actual Disbursements	238,389,666.68	22,859,802.05	261,249,468.73
(Over)/Under spending~	9,198,337.17	2,460,085.74	11,658,422.91

Notes: * The use of NTA is discouraged
 Notes: ** Amounts should tally with the grand total disbursement (column 27).


Certified Correct:


ARNOLD A. TANDING, CPA, MBA
 Supervising Administrative Officer
 Date: September 6, 2024 01:17 PM

Recommending Approval:


DANILO T. BUEN, MBA
 Chief Administrative Officer (Director, FMS)
 Date: September 6, 2024 01:29 PM

Approved By:


EVARADO T. BAGTANG, CPA, DBM
 SUC President III
 Date: September 6, 2024 01:30 PM

MONTHLY REPORT OF DISBURSEMENTS
For the month of September 2024

Department :State Universities and Colleges (SUCs)
Agency :Kalinga State University
Operating Unit :<not applicable>
Organization Code :08 019 0000000
Funding Cluster :01 - Regular Agency Fund

PARTICULARS	CURRENT YEAR BUDGET					PRIOR YEAR'S BUDGET											Sub-Total	TRUST LIABILITIES				GRAND TOTAL					REMARKS	
	PS	MOOE	FinEx	CO	TOTAL	PRIOR YEAR'S ACCOUNTS PAYABLE					CURRENT YEAR'S ACCOUNTS PAYABLE							PS	MOOE	CO	TOTAL	PS	MOOE	FinEx	CO	TOTAL		
						PS	MOOE	FinEx	CO	Sub-Total	PS	MOOE	FinEx	CO	Sub-Total	PS												MOOE
1	2	3	4	5	6=(2+3+4+5)	7	8	9	10	11=(7+8+9+10)	12	13	14	15	16=(12+13+14+15)	17=(11+16)	18=(6+17)	19	20	21	22=(19+20+21)	23	24	25	26	27=(23+24+25+26)	28	
CASH DISBURSEMENTS	27,230,565.52	10,890,964.85	0.00	0.00	38,121,530.37	0.00	0.00	0.00	3,865,465.39	3,865,465.39	0.00	0.00	0.00	3,455,732.15	3,455,732.15	7,321,197.54	45,442,727.91	0.00	0.00	0.00	0.00	27,230,565.52	10,890,964.85	0.00	7,321,197.54	45,442,727.91		
Notice of Cash Allocation (NCA)	27,230,565.52	10,890,964.85	0.00	0.00	38,121,530.37	0.00	0.00	0.00	3,865,465.39	3,865,465.39	0.00	0.00	0.00	3,455,732.15	3,455,732.15	7,321,197.54	45,442,727.91	0.00	0.00	0.00	0.00	27,230,565.52	10,890,964.85	0.00	7,321,197.54	45,442,727.91		
MDS Checks Issued	1,197,262.88	88,177.33	0.00	0.00	1,285,440.21	0.00	0.00	0.00	3,865,465.39	3,865,465.39	0.00	0.00	0.00	3,455,732.15	3,455,732.15	7,321,197.54	8,606,637.75	0.00	0.00	0.00	0.00	1,197,262.88	88,177.33	0.00	7,321,197.54	8,606,637.75		
Advice to Debit Account	26,033,302.64	10,802,787.52	0.00	0.00	36,836,090.16	0.00	0.00	0.00	0.00	0.00	0.00	0.00	0.00	0.00	0.00	0.00	36,836,090.16	0.00	0.00	0.00	0.00	26,033,302.64	10,802,787.52	0.00	0.00	36,836,090.16		
Notice of Transfer of Allocation (NTA)	0.00	0.00	0.00	0.00	0.00	0.00	0.00	0.00	0.00	0.00	0.00	0.00	0.00	0.00	0.00	0.00	0.00	0.00	0.00	0.00	0.00	0.00	0.00	0.00	0.00	0.00	0.00	
MDS Checks Issued	0.00	0.00	0.00	0.00	0.00	0.00	0.00	0.00	0.00	0.00	0.00	0.00	0.00	0.00	0.00	0.00	0.00	0.00	0.00	0.00	0.00	0.00	0.00	0.00	0.00	0.00	0.00	
Advice to Debit Account	0.00	0.00	0.00	0.00	0.00	0.00	0.00	0.00	0.00	0.00	0.00	0.00	0.00	0.00	0.00	0.00	0.00	0.00	0.00	0.00	0.00	0.00	0.00	0.00	0.00	0.00	0.00	
Working Fund for FAPs	0.00	0.00	0.00	0.00	0.00	0.00	0.00	0.00	0.00	0.00	0.00	0.00	0.00	0.00	0.00	0.00	0.00	0.00	0.00	0.00	0.00	0.00	0.00	0.00	0.00	0.00	0.00	
Cash Disbursement Ceiling (CDC)	0.00	0.00	0.00	0.00	0.00	0.00	0.00	0.00	0.00	0.00	0.00	0.00	0.00	0.00	0.00	0.00	0.00	0.00	0.00	0.00	0.00	0.00	0.00	0.00	0.00	0.00	0.00	
TOTAL CASH DISBURSEMENTS	27,230,565.52	10,890,964.85	0.00	0.00	38,121,530.37	0.00	0.00	0.00	3,865,465.39	3,865,465.39	0.00	0.00	0.00	3,455,732.15	3,455,732.15	7,321,197.54	45,442,727.91	0.00	0.00	0.00	0.00	27,230,565.52	10,890,964.85	0.00	7,321,197.54	45,442,727.91		
NON-CASH DISBURSEMENTS	1,585,176.71	384,904.48	0.00	0.00	1,970,081.19	0.00	0.00	0.00	0.00	0.00	0.00	0.00	0.00	206,517.85	206,517.85	206,517.85	2,176,599.04	0.00	0.00	0.00	0.00	1,585,176.71	384,904.48	0.00	206,517.85	2,176,599.04		
Tax Remittance Advices Issued (TRA)	1,585,176.71	384,904.48	0.00	0.00	1,970,081.19	0.00	0.00	0.00	0.00	0.00	0.00	0.00	0.00	206,517.85	206,517.85	206,517.85	2,176,599.04	0.00	0.00	0.00	0.00	1,585,176.71	384,904.48	0.00	206,517.85	2,176,599.04		
Non-Cash Availment Authority (NCAA)	0.00	0.00	0.00	0.00	0.00	0.00	0.00	0.00	0.00	0.00	0.00	0.00	0.00	0.00	0.00	0.00	0.00	0.00	0.00	0.00	0.00	0.00	0.00	0.00	0.00	0.00	0.00	
Disbursements effected through outright deductions from claims (please specify...)	0.00	0.00	0.00	0.00	0.00	0.00	0.00	0.00	0.00	0.00	0.00	0.00	0.00	0.00	0.00	0.00	0.00	0.00	0.00	0.00	0.00	0.00	0.00	0.00	0.00	0.00	0.00	
Overpayment of expenses(e.g. personnel benefits)	0.00	0.00	0.00	0.00	0.00	0.00	0.00	0.00	0.00	0.00	0.00	0.00	0.00	0.00	0.00	0.00	0.00	0.00	0.00	0.00	0.00	0.00	0.00	0.00	0.00	0.00	0.00	
Restitution for loss of government property	0.00	0.00	0.00	0.00	0.00	0.00	0.00	0.00	0.00	0.00	0.00	0.00	0.00	0.00	0.00	0.00	0.00	0.00	0.00	0.00	0.00	0.00	0.00	0.00	0.00	0.00	0.00	
Liquidated damages and similar claims	0.00	0.00	0.00	0.00	0.00	0.00	0.00	0.00	0.00	0.00	0.00	0.00	0.00	0.00	0.00	0.00	0.00	0.00	0.00	0.00	0.00	0.00	0.00	0.00	0.00	0.00	0.00	
Others(TEF, BTR- Documentary Stamp Tax, etc.)	0.00	0.00	0.00	0.00	0.00	0.00	0.00	0.00	0.00	0.00	0.00	0.00	0.00	0.00	0.00	0.00	0.00	0.00	0.00	0.00	0.00	0.00	0.00	0.00	0.00	0.00	0.00	
TOTAL NON-CASH DISBURSEMENTS	1,585,176.71	384,904.48	0.00	0.00	1,970,081.19	0.00	0.00	0.00	0.00	0.00	0.00	0.00	0.00	206,517.85	206,517.85	206,517.85	2,176,599.04	0.00	0.00	0.00	0.00	1,585,176.71	384,904.48	0.00	206,517.85	2,176,599.04		
GRAND TOTAL	28,815,742.23	11,275,869.33	0.00	0.00	40,091,611.56	0.00	0.00	0.00	3,865,465.39	3,865,465.39	0.00	0.00	0.00	3,662,250.00	3,662,250.00	7,527,715.39	47,619,326.95	0.00	0.00	0.00	0.00	28,815,742.23	11,275,869.33	0.00	7,527,715.39	47,619,326.95		

MONTHLY REPORT OF DISBURSEMENTS
For the month of September 2024

Department :State Universities and Colleges (SUCs)
 Agency :Kalinga State University
 Operating Unit :<not applicable>
 Organization Code :08 019 0000000
 Funding Cluster :01 - Regular Agency Fund

Summary

PARTICULARS	PREVIOUS REPORT	CURRENT MONTH	AS OF DATE
(1)	(2)	(3)	(4)
Total Disbursement Authorities Received	272,907,891.64	35,960,904.04	308,868,795.68
NCA	259,366,986.00	33,784,305.00	293,151,291.00
NTA	0.00	0.00	0.00
Working Fund	0.00	0.00	0.00
TRA	13,540,905.64	2,176,599.04	15,717,504.68
CDC	0.00	0.00	0.00
NCAA	0.00	0.00	0.00
Less: Notice of Transfer Allocations (NTA)* issued	0.00	0.00	0.00
Total Disbursements Authorities Available	272,907,891.64	35,960,904.04	308,868,795.68
Less	0.00	0.00	0.00
Lapsed NCA	1,375,825.95	0.00	1,375,825.95
Disbursements	259,873,642.78	47,619,326.95	307,492,969.73
Less: Other Non-Cash Disbursements	0.00	0.00	0.00
Disbursements effected through outright deductions from claims	0.00	0.00	0.00
Overpayment of expenses(e.g. personnel benefits)	0.00	0.00	0.00
Restitution for loss of government property	0.00	0.00	0.00
Liquidated damages and similar claims	0.00	0.00	0.00
Others (e.g. TEF, BTr, Docs Stamp, etc.)	0.00	0.00	0.00
Add/Less: Adjustments (e.g. cancelled/staled checks)	0.00	0.00	0.00
Balance of Disbursement Authorities as at date	11,658,422.91	(11,658,422.91)	0.00
Total Disbursements Program	272,907,891.64	35,960,904.04	308,868,795.68
Less: * Actual Disbursements	261,249,468.73	47,619,326.95	308,868,795.68
(Over)/Under spending-	11,658,422.91	(11,658,422.91)	0.00

Notes: * The use of NTA is discouraged
 Notes: ** Amounts should tally with the grand total disbursement (column 27).

Certified Correct:

ARNOLD A. TANDING, CPA, MBA
 Supervising Administrative Officer
 Date : AOctober 9, 2024 09:34 AM

Recommending Approval:

DANILO T. BUEN, MBA
 Chief Administrative Officer (Director, FMS)
 Date : October 9, 2024 09:35 AM

Approved By:

JOY GRACE P. DOCTOR, Ph. D.
 SUC President III
 Date : October 9, 2024 10:46 AM