


QUARTERLY REPORT OF REVENUE AND OTHER RECEIPTS
As at the Quarter Ending September 30, 2024


Department : State Universities and Colleges (SUCs)
 Agency : Kalinga State University
 Operating Unit : <not applicable>
 Organization Code : 08 019 0000000
 Funding Cluster : 05 - Internally Generated Funds


Classification/Sources of Revenue and Other Receipts	UACS CODE	REVENUE TARGET (Annual)	Actual Revenue and Other Receipts Collections					Cumulative Remittance/Deposits to Date			Variance		Remarks
			1st Quarter Ending March 31	2nd Quarter Ending June 30	3rd Quarter Ending September	4th Quarter Ending December 31	Total	Remittance to BTr	Deposited with AGDB	Total	Amount	%	
1	2	3	4	5	6	7	8=(4+5+6+7)	9	10	11=(9+10)	12=(8-3)	13=(12/3)	14
Internally Generated Funds		77,000,000.00	2,333,840.50	22,709,535.03	4,206,425.55	0.00	29,249,801.08	0.00	29,249,801.08	29,249,801.08	(47,750,198.92)	-62%	
Revenue Collections		77,000,000.00	2,333,840.50	22,709,535.03	4,206,425.55	0.00	29,249,801.08	0.00	29,249,801.08	29,249,801.08	(47,750,198.92)	-62%	
Cash Revenue		77,000,000.00	2,333,840.50	22,709,535.03	4,206,425.55	0.00	29,249,801.08	0.00	29,249,801.08	29,249,801.08	(47,750,198.92)	-62%	
Non-Tax		77,000,000.00	2,333,840.50	22,709,535.03	4,206,425.55	0.00	29,249,801.08	0.00	29,249,801.08	29,249,801.08	(47,750,198.92)	-62%	
Other Service Income	4020199099	4,000,000.00	476,861.50	701,369.30	1,003,037.00	0.00	2,181,267.80	0.00	2,181,267.80	2,181,267.80	(1,818,732.20)	-45%	
Tuition Fees	4020201001	46,000,000.00	938,879.00	20,574,082.72	1,621,563.54	0.00	23,134,525.26	0.00	23,134,525.26	23,134,525.26	(22,865,474.74)	-50%	
Income Collected from Students	4020201002	27,000,000.00	918,100.00	1,434,083.01	1,581,825.01	0.00	3,934,008.02	0.00	3,934,008.02	3,934,008.02	(23,065,991.98)	-85%	
TOTAL		77,000,000.00	2,333,840.50	22,709,535.03	4,206,425.55	0.00	29,249,801.08	0.00	29,249,801.08	29,249,801.08	(47,750,198.92)	-62%	

Certified Correct:

ELSIE P. ANDRES
 Administrative Officer V (Budget Officer III)
 Date: October 22, 2024 08:26 AM

Certified Correct:

ARNOLD A. TANDING, CPA, MBA
 Supervising Administrative Officer
 Date: October 22, 2024 08:26 AM

Recommending Approval:

DANILO T. BUEN, MBA
 Chief Administrative Officer (Director, FMS)
 Date: October 22, 2024 08:29 AM

Approved By:

JOY GRACE P. DOCTOR, Ph. D.
 SUC President III
 Date: October 22, 2024 08:30 AM

QUARTERLY REPORT OF REVENUE AND OTHER RECEIPTS
As at the Quarter Ending September 30, 2024

Department : State Universities and Colleges (SUCs)
 Agency : Kalinga State University
 Operating Unit : <not applicable>
 Organization Code : 08 019 0000000
 Funding Cluster : 06 - Business Related Funds

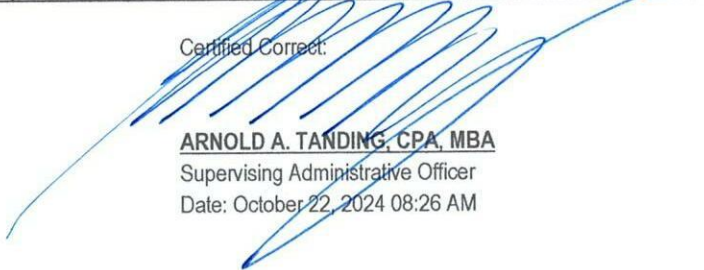
Classification/Sources of Revenue and Other Receipts	UACS CODE	REVENUE TARGET (Annual)	Actual Revenue and Other Receipts Collections					Cumulative Remittance/Deposits to Date			Variance		Remarks
			1st Quarter Ending March 31	2nd Quarter Ending June 30	3rd Quarter Ending September	4th Quarter Ending December 31	Total	Remittance to BTr	Deposited with AGDB	Total	Amount	%	
1	2	3	4	5	6	7	8=(4+5+6+7)	9	10	11=(9+10)	12=(8-3)	13=(12/3)	14
Business Related Funds		10,000,000.00	1,228,901.36	1,169,399.00	2,016,705.80	0.00	4,415,006.16	0.00	4,415,006.16	4,415,006.16	(5,584,993.84)	-56%	
Revenue Collections		10,000,000.00	1,228,901.36	1,169,399.00	2,016,705.80	0.00	4,415,006.16	0.00	4,415,006.16	4,415,006.16	(5,584,993.84)	-56%	
Cash Revenue		10,000,000.00	1,228,901.36	1,169,399.00	2,016,705.80	0.00	4,415,006.16	0.00	4,415,006.16	4,415,006.16	(5,584,993.84)	-56%	
Non-Tax		10,000,000.00	1,228,901.36	1,169,399.00	2,016,705.80	0.00	4,415,006.16	0.00	4,415,006.16	4,415,006.16	(5,584,993.84)	-56%	
Rent/Lease Income	4020205000	600,000.00	153,588.36	186,875.00	132,625.00	0.00	473,088.36	0.00	473,088.36	473,088.36	(126,911.64)	-21%	
Income from Hostels/Dormitories and other Like Facilities	4020213000	500,000.00	21,000.00	54,045.00	49,800.00	0.00	124,845.00	0.00	124,845.00	124,845.00	(375,155.00)	-75%	
Income from Printing and Publication	4020215000	3,500,000.00	797,221.00	785,215.00	1,438,175.80	0.00	3,020,611.80	0.00	3,020,611.80	3,020,611.80	(479,388.20)	-14%	
Sale of Animals, Meat and Dairy	4020216006	1,650,000.00	9,000.00	35,000.00	53,500.00	0.00	97,500.00	0.00	97,500.00	97,500.00	(1,552,500.00)	-94%	
Other Sales	4020216099	1,850,000.00	192,410.00	64,785.00	310,590.00	0.00	567,785.00	0.00	567,785.00	567,785.00	(1,282,215.00)	-69%	
Other Business Income	4020299099	1,900,000.00	55,682.00	43,479.00	32,015.00	0.00	131,176.00	0.00	131,176.00	131,176.00	(1,768,824.00)	-93%	
TOTAL		10,000,000.00	1,228,901.36	1,169,399.00	2,016,705.80	0.00	4,415,006.16	0.00	4,415,006.16	4,415,006.16	(5,584,993.84)	-56%	

Certified Correct:



ELSIE P. ANDRES
 Administrative Officer V (Budget Officer III)
 Date: October 22, 2024 08:26 AM

Certified Correct:



ARNOLD A. TANDING, CPA, MBA
 Supervising Administrative Officer
 Date: October 22, 2024 08:26 AM

Recommending Approval:



DANILO T. BUEN, MBA
 Chief Administrative Officer (Director, FMS)
 Date: October 22, 2024 08:29 AM

Approved By:



JOY GRACE P. DOCTOR, Ph. D.
 SUC President III
 Date: October 22, 2024 08:30 AM

QUARTERLY REPORT OF REVENUE AND OTHER RECEIPTS
As at the Quarter Ending September 30, 2024

Department : State Universities and Colleges (SUCs)
 Agency : Kalinga State University
 Operating Unit : <not applicable>
 Organization Code : 08 019 0000000
 Funding Cluster : 07 - Trust Receipts

Classification/Sources of Revenue and Other Receipts	UACS CODE	REVENUE TARGET (Annual)	Actual Revenue and Other Receipts Collections					Cumulative Remittance/Deposits to			Variance		Remarks
			1st Quarter Ending March 31	2nd Quarter Ending June 30	3rd Quarter Ending September 30	4th Quarter Ending December 31	Total	Remittance to BTr	Deposited with AGDB	Total	Amount	%	
1	2	3	4	5	6	7	8=(4+5+6+7)	9	10	11=(9+10)	12=(8-3)	13=(12/3)	14
Trust Receipts		0.00	36,225,934.19	5,819,753.48	4,843,049.20	0.00	46,888,736.87	0.00	46,888,736.87	46,888,736.87	46,888,736.87	0%	
Trust Receipts Deposited with Authorized Government Depository Banks (AGDB)		0.00	36,225,934.19	5,819,753.48	4,843,049.20	0.00	46,888,736.87	0.00	46,888,736.87	46,888,736.87	46,888,736.87	0%	
BSTF Scholarship Program (Bagong Silang Texas Foundation)		0.00	935,414.80	0.00	556,774.20	0.00	1,492,189.00	0.00	1,492,189.00	1,492,189.00	1,492,189.00	0%	
Donations for Library Books (Ikalingas of Southern USA)		0.00	54,100.00	0.00	0.00	0.00	54,100.00	0.00	54,100.00	54,100.00	54,100.00	0%	
Free Higher Education (CHED-Central Office)		0.00	0.00	1,410,240.98	0.00	0.00	1,410,240.98	0.00	1,410,240.98	1,410,240.98	1,410,240.98	0%	
NAFES Financial Assistance (CHED-Central Office)		0.00	0.00	3,000,000.00	0.00	0.00	3,000,000.00	0.00	3,000,000.00	3,000,000.00	3,000,000.00	0%	
Painting of Perimeter fence at Dagupan Campus (BIBAK MPCl)		0.00	9,600.00	0.00	0.00	0.00	9,600.00	0.00	9,600.00	9,600.00	9,600.00	0%	
Program BOONDOCK (DOST)		0.00	4,806,169.39	0.00	0.00	0.00	4,806,169.39	0.00	4,806,169.39	4,806,169.39	4,806,169.39	0%	
Tulong-Dunong Program (CHED-CAR)		0.00	3,920,650.00	1,409,512.50	1,643,175.00	0.00	6,973,337.50	0.00	6,973,337.50	6,973,337.50	6,973,337.50	0%	
Tertiary Education Subsidy (CHED-CAR)		0.00	0.00	0.00	2,535,100.00	0.00	2,535,100.00	0.00	2,535,100.00	2,535,100.00	2,535,100.00	0%	
DA-ACEF (CHED-CAR)		0.00	0.00	0.00	108,000.00	0.00	108,000.00	0.00	108,000.00	108,000.00	108,000.00	0%	

QUARTERLY REPORT OF REVENUE AND OTHER RECEIPTS
As at the Quarter Ending September 30, 2024

Department : State Universities and Colleges (SUCs)
 Agency : Kalinga State University
 Operating Unit : <not applicable>
 Organization Code : 08 019 0000000
 Funding Cluster : 07 - Trust Receipts

Classification/Sources of Revenue and Other Receipts	UACS CODE	REVENUE TARGET (Annual)	Actual Revenue and Other Receipts Collections					Cumulative Remittance/Deposits to			Variance		Remarks
			1st Quarter Ending March 31	2nd Quarter Ending June 30	3rd Quarter Ending September 30	4th Quarter Ending December 31	Total	Remittance to BTr	Deposited with AGDB	Total	Amount	%	
1	2	3	4	5	6	7	8=(4+5+6+7)	9	10	11=(9+10)	12=(8-3)	13=(12/3)	14
Enhancing Engineering and Technology Programs through Provision of Cutting-Edge Laboratory Equipment for Future Innovators (CHED- Central Office)		0.00	26,500,000.00	0.00	0.00	0.00	26,500,000.00	0.00	26,500,000.00	26,500,000.00	26,500,000.00	0%	
GRAND TOTAL		0.00	36,225,934.19	5,819,753.48	4,843,049.20	0.00	46,888,736.87	0.00	46,888,736.87	46,888,736.87	46,888,736.87	0%	

Certified Correct:

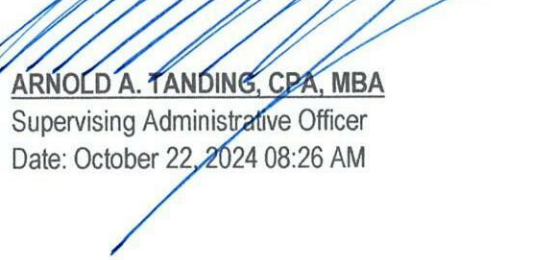


ELSIE P. ANDRES

Administrative Officer V (Budget Officer III)

Date: October 22, 2024 08:26 AM

Certified Correct:




ARNOLD A. TANDING, CPA, MBA

Supervising Administrative Officer

Date: October 22, 2024 08:26 AM

Recommending Approval:

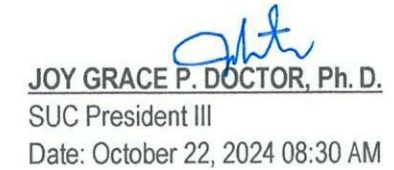


DANILO T. BUEN, MBA

Chief Administrative Officer (Director, FMS)

Date: October 22, 2024 08:29 AM

Approved By:



JOY GRACE P. DOCTOR, Ph. D.

SUC President III

Date: October 22, 2024 08:30 AM