

STATEMENT OF APPROPRIATIONS, ALLOTMENTS, OBLIGATIONS, DISBURSEMENTS AND BALANCES
As at the Quarter Ending December 31, 2022

Department :State Universities and Colleges (SUCs)
Agency :Kalinga State University
Operating Unit :<not applicable>
Organization Code :08 019 0000000
Funding Cluster :01 - Regular Agency Fund

X	Current Year Appropriations
	Supplemental Appropriations
	Continuing Appropriations

(e.g. UACS Fund Cluster: 01-Regular Agency Fund, 02-Foreign Assisted Projects Fund, 03-Special Account-Locally Funded/Domestic Grants Fund, and 04-Special Account-Foreign Assisted/Foreign Grants Fund)

Particulars	UACS CODE	Appropriations			Allotments					Current Year Obligations					Current Year Disbursements					Balances			
		Authorized Appropriations	Adjustments (Transfer To/from, Modifications/Augmentations)	Adjusted Appropriations	Allotments Received	Adjustments (Reductions, Modifications/Augmentations)	Transfer To	Transfer From	Adjusted Total Allotments	1st Quarter Ending March 31	2nd Quarter Ending June 30	3rd Quarter Ending Sept. 30	4th Quarter Ending Dec. 31	Total	1st Quarter Ending March 31	2nd Quarter Ending June 30	3rd Quarter Ending Sept. 30	4th Quarter Ending Dec. 31	Total	Unreleased Appropriations	Unobligated Allotment	Unpaid Obligations (15-20) = (23+24)	
																						Due and Demandable	Not Yet Due and Demandable
1	2	3	4	5=(3+4)	6	7	8	9	10=[(6+(-)7)-8+9]	11	12	13	14	15=(11+12+13+14)	16	17	18	19	20	21=(5-10)	22=(10-15)	23	24
I. Agency Specific Budget		368,309,000.00	0.00	368,309,000.00	331,904,541.00	0.00	0.00	0.00	331,904,541.00	43,100,684.95	70,360,418.55	74,569,640.47	142,328,254.55	330,358,998.52	43,100,684.95	67,830,696.69	76,026,171.54	122,023,890.30	308,981,443.48	36,404,459.00	1,545,542.48	317,528.00	21,060,027.04
General Administration and Support	00000000000000000000	117,498,000.00	(4,482,000.00)	113,016,000.00	94,693,541.00	(4,482,000.00)	0.00	0.00	90,211,541.00	8,356,241.63	17,516,526.89	11,717,154.44	52,621,618.04	90,211,541.00	8,356,241.63	17,181,287.39	12,011,943.45	31,510,262.49	69,059,734.96	22,804,459.00	0.00	91,779.00	21,060,027.04
General Management and Supervision	00000000000000000000	46,728,000.00	1,302,000.00	48,030,000.00	46,728,000.00	1,302,000.00	0.00	0.00	48,030,000.00	8,276,305.69	12,415,866.43	9,650,739.26	17,687,088.62	48,030,000.00	8,276,305.69	12,080,626.93	9,945,528.27	17,635,760.11	47,938,221.00	0.00	0.00	91,779.00	0.00
PS		32,324,000.00	3,613,000.00	35,937,000.00	32,324,000.00	3,613,000.00	0.00	0.00	35,937,000.00	6,284,949.78	8,834,003.28	6,843,268.55	13,974,778.39	35,937,000.00	6,284,949.78	8,834,003.28	6,843,268.55	13,974,042.39	35,936,264.00	0.00	0.00	736.00	0.00
MOOE		14,404,000.00	(2,311,000.00)	12,093,000.00	14,404,000.00	(2,311,000.00)	0.00	0.00	12,093,000.00	1,991,355.91	3,581,863.15	2,807,470.71	3,712,310.23	12,093,000.00	1,991,355.91	3,246,623.65	3,102,259.72	3,661,717.72	12,001,957.00	0.00	0.00	91,043.00	0.00
Administration of Personnel Benefits	00000000000000000000	37,848,000.00	(5,784,000.00)	32,064,000.00	15,043,541.00	(5,784,000.00)	0.00	0.00	9,259,541.00	0.00	3,013.94	423,614.33	8,832,912.73	9,259,541.00	0.00	3,013.94	423,614.33	8,832,912.73	9,259,541.00	22,804,459.00	0.00	0.00	0.00
PS		37,848,000.00	(5,784,000.00)	32,064,000.00	15,043,541.00	(5,784,000.00)	0.00	0.00	12,093,000.00	0.00	3,013.94	423,614.33	8,832,912.73	9,259,541.00	0.00	3,013.94	423,614.33	8,832,912.73	9,259,541.00	22,804,459.00	0.00	0.00	0.00
Projects		32,922,000.00	0.00	32,922,000.00	32,922,000.00	0.00	0.00	32,922,000.00	79,935.94	5,097,646.52	1,642,800.85	26,101,616.69	32,922,000.00	79,935.94	5,097,646.52	1,642,800.85	5,041,589.65	11,861,972.96	0.00	0.00	0.00	21,060,027.04	
Locally-Funded Project(s)		32,922,000.00	0.00	32,922,000.00	32,922,000.00	0.00	0.00	32,922,000.00	79,935.94	5,097,646.52	1,642,800.85	26,101,616.69	32,922,000.00	79,935.94	5,097,646.52	1,642,800.85	5,041,589.65	11,861,972.96	0.00	0.00	0.00	21,060,027.04	
Livestock R & D - Native Animals Nucleus Herd Center (Native Pig, Poultry (Layer & Broiler))	000000200029000	32,922,000.00	0.00	32,922,000.00	32,922,000.00	0.00	0.00	32,922,000.00	79,935.94	5,097,646.52	1,642,800.85	26,101,616.69	32,922,000.00	79,935.94	5,097,646.52	1,642,800.85	5,041,589.65	11,861,972.96	0.00	0.00	0.00	21,060,027.04	
CO		32,922,000.00	0.00	32,922,000.00	32,922,000.00	0.00	0.00	32,922,000.00	79,935.94	5,097,646.52	1,642,800.85	26,101,616.69	32,922,000.00	79,935.94	5,097,646.52	1,642,800.85	5,041,589.65	11,861,972.96	0.00	0.00	0.00	21,060,027.04	
Sub-Total, General Administration and Support		117,498,000.00	(4,482,000.00)	113,016,000.00	94,693,541.00	(4,482,000.00)	0.00	0.00	90,211,541.00	8,356,241.63	17,516,526.89	11,717,154.44	52,621,618.04	90,211,541.00	8,356,241.63	17,181,287.39	12,011,943.45	31,510,262.49	69,059,734.96	22,804,459.00	0.00	91,779.00	21,060,027.04
PS		70,172,000.00	(2,171,000.00)	68,001,000.00	47,367,541.00	(2,171,000.00)	0.00	0.00	45,196,541.00	6,284,949.78	8,837,017.22	7,266,882.88	22,807,691.12	45,196,541.00	6,284,949.78	8,837,017.22	7,266,882.88	22,806,955.12	45,195,805.00	22,804,459.00	0.00	736.00	0.00
MOOE		14,404,000.00	(2,311,000.00)	12,093,000.00	14,404,000.00	(2,311,000.00)	0.00	0.00	12,093,000.00	1,991,355.91	3,581,863.15	2,807,470.71	3,712,310.23	12,093,000.00	1,991,355.91	3,246,623.65	3,102,259.72	3,661,717.72	12,001,957.00	0.00	0.00	91,043.00	0.00
CO		32,922,000.00	0.00	32,922,000.00	32,922,000.00	0.00	0.00	32,922,000.00	79,935.94	5,097,646.52	1,642,800.85	26,101,616.69	32,922,000.00	79,935.94	5,097,646.52	1,642,800.85	5,041,589.65	11,861,972.96	0.00	0.00	0.00	21,060,027.04	
Support to Operations	2000000000000000000000	913,000.00	0.00	913,000.00	913,000.00	0.00	0.00	913,000.00	90,719.36	334,927.34	154,415.81	332,937.49	913,000.00	90,719.36	106,207.34	383,135.81	332,937.49	913,000.00	0.00	0.00	0.00	0.00	
Auxiliary Services	2000000000000000000000	913,000.00	0.00	913,000.00	913,000.00	0.00	0.00	913,000.00	90,719.36	334,927.34	154,415.81	332,937.49	913,000.00	90,719.36	106,207.34	383,135.81	332,937.49	913,000.00	0.00	0.00	0.00	0.00	
MOOE		913,000.00	0.00	913,000.00	913,000.00	0.00	0.00	913,000.00	90,719.36	334,927.34	154,415.81	332,937.49	913,000.00	90,719.36	106,207.34	383,135.81	332,937.49	913,000.00	0.00	0.00	0.00	0.00	
Sub-Total, Support to Operations		913,000.00	0.00	913,000.00	913,000.00	0.00	0.00	913,000.00	90,719.36	334,927.34	154,415.81	332,937.49	913,000.00	90,719.36	106,207.34	383,135.81	332,937.49	913,000.00	0.00	0.00	0.00	0.00	
MOOE		913,000.00	0.00	913,000.00	913,000.00	0.00	0.00	913,000.00	90,719.36	334,927.34	154,415.81	332,937.49	913,000.00	90,719.36	106,207.34	383,135.81	332,937.49	913,000.00	0.00	0.00	0.00	0.00	
Operations	0000000000000000000000	249,898,000.00	4,482,000.00	254,380,000.00	236,298,000.00	4,482,000.00	0.00	0.00	240,780,000.00	34,653,723.96	52,508,964.32	62,698,070.22	89,373,699.03	239,234,457.53	34,653,723.96	50,543,201.96	63,631,092.28	90,180,690.32	239,008,708.52	13,600,000.00	1,545,542.47	225,749.00	0.00
OD : Relevant and quality tertiary education ensured to achieve inclusive growth and access of deserving but poor students to quality tertiary education increased		233,706,000.00	4,482,000.00	238,188,000.00	220,106,000.00	4,482,000.00	0.00	0.00	224,588,000.00	34,262,763.48	49,748,400.45	59,751,653.10	79,628,495.97	223,391,313.00	34,262,763.48	49,122,603.09	60,299,658.66	79,575,229.77	223,260,255.00	13,600,000.00	1,196,687.00	131,058.00	0.00

STATEMENT OF APPROPRIATIONS, ALLOTMENTS, OBLIGATIONS, DISBURSEMENTS AND BALANCES
As at the Quarter Ending December 31, 2022

Department :State Universities and Colleges (SUCs)
Agency :Kalinga State University
Operating Unit :<not applicable>
Organization Code :08 019 0000000
Funding Cluster :01 - Regular Agency Fund

X	Current Year Appropriations
	Supplemental Appropriations
	Continuing Appropriations

(e.g. UACS Fund Cluster: 01-Regular Agency Fund, 02-Foreign Assisted Projects Fund, 03-Special Account-Locally Funded/Domestic Grants Fund, and 04-Special Account-Foreign Assisted/Foreign Grants Fund)

Particulars	UACS CODE	Appropriations			Allotments					Current Year Obligations					Current Year Disbursements					Balances			
		Authorized Appropriations	Adjustments (Transfer To/From, Modifications/Augmentations)	Adjusted Appropriations	Allotments Received	Adjustments (Reductions, Modifications/Augmentations)	Transfer To	Transfer From	Adjusted Total Allotments	1st Quarter Ending March 31	2nd Quarter Ending June 30	3rd Quarter Ending Sept. 30	4th Quarter Ending Dec. 31	Total	1st Quarter Ending March 31	2nd Quarter Ending June 30	3rd Quarter Ending Sept. 30	4th Quarter Ending Dec. 31	Total	Unreleased Appropriations	Unobligated Allotment	Unpaid Obligations (15-20) = (23+24)	
																						10=[(6+(-7))-8+9]	11
HIGHER EDUCATION PROGRAM		233,706,000.00	4,482,000.00	238,188,000.00	220,106,000.00	4,482,000.00	0.00	0.00	224,588,000.00	34,262,763.48	49,748,400.45	59,751,653.10	79,628,495.97	223,391,313.00	34,262,763.48	49,122,603.09	60,299,858.66	79,575,229.77	223,260,255.00	13,600,000.00	1,196,687.00	131,058.00	0.00
Provision of Higher Education Services	31010000002000	233,706,000.00	4,482,000.00	238,188,000.00	220,106,000.00	4,482,000.00	0.00	0.00	224,588,000.00	34,262,763.48	49,748,400.45	59,751,653.10	79,628,495.97	223,391,313.00	34,262,763.48	49,122,603.09	60,299,858.66	79,575,229.77	223,260,255.00	13,600,000.00	1,196,687.00	131,058.00	0.00
PS		158,056,000.00	6,131,000.00	164,187,000.00	158,056,000.00	6,131,000.00	0.00	0.00	164,187,000.00	31,803,001.62	46,239,888.02	34,484,596.72	51,659,513.64	164,187,000.00	31,803,001.62	46,239,888.02	34,484,596.72	52,007,792.64	164,535,279.00	0.00	0.00	-348,279.00	0.00
MOOE		15,500,000.00	(1,649,000.00)	13,851,000.00	15,500,000.00	(1,649,000.00)	0.00	0.00	13,851,000.00	2,459,761.86	3,508,512.43	3,653,631.38	4,229,094.33	13,851,000.00	2,459,761.86	2,882,715.07	4,201,636.94	4,177,549.13	13,721,663.00	0.00	0.00	129,337.00	0.00
Projects		60,150,000.00	0.00	60,150,000.00	46,550,000.00	0.00	0.00	0.00	46,550,000.00	0.00	0.00	21,613,425.00	23,739,888.00	45,353,313.00	0.00	0.00	21,613,425.00	23,389,888.00	45,003,313.00	13,800,000.00	1,196,687.00	350,000.00	0.00
Locally-Funded Project(s)		60,150,000.00	0.00	60,150,000.00	46,550,000.00	0.00	0.00	0.00	46,550,000.00	0.00	0.00	21,613,425.00	23,739,888.00	45,353,313.00	0.00	0.00	21,613,425.00	23,389,888.00	45,003,313.00	13,800,000.00	1,196,687.00	350,000.00	0.00
Conduct of Activities for Sports and Culture Development	310100200008000	500,000.00	0.00	500,000.00	500,000.00	0.00	0.00	0.00	500,000.00	0.00	0.00	0.00	118,000.00	118,000.00	0.00	0.00	0.00	118,000.00	118,000.00	0.00	382,000.00	0.00	0.00
MOOE		500,000.00	0.00	500,000.00	500,000.00	0.00	0.00	0.00	500,000.00	0.00	0.00	0.00	118,000.00	118,000.00	0.00	0.00	0.00	118,000.00	118,000.00	0.00	382,000.00	0.00	0.00
Infrastructure and Smart Campus Development, Operationalization of Face-to-Face Classes and Upgrading/Procurement of Equipment	310100200002000	11,600,000.00	0.00	11,600,000.00	0.00	0.00	0.00	0.00	0.00	0.00	0.00	0.00	0.00	0.00	0.00	0.00	0.00	0.00	0.00	11,600,000.00	0.00	0.00	0.00
MOOE		4,500,000.00	0.00	4,500,000.00	0.00	0.00	0.00	0.00	0.00	0.00	0.00	0.00	0.00	0.00	0.00	0.00	0.00	0.00	0.00	4,500,000.00	0.00	0.00	0.00
CO		7,100,000.00	0.00	7,100,000.00	0.00	0.00	0.00	0.00	0.00	0.00	0.00	0.00	0.00	0.00	0.00	0.00	0.00	0.00	0.00	7,100,000.00	0.00	0.00	0.00
Capacity Development on Futures Thinking and Strategic Foresight	310100200001000	2,000,000.00	0.00	2,000,000.00	0.00	0.00	0.00	0.00	0.00	0.00	0.00	0.00	0.00	0.00	0.00	0.00	0.00	0.00	0.00	2,000,000.00	0.00	0.00	0.00
MOOE		2,000,000.00	0.00	2,000,000.00	0.00	0.00	0.00	0.00	0.00	0.00	0.00	0.00	0.00	0.00	0.00	0.00	0.00	0.00	0.00	2,000,000.00	0.00	0.00	0.00
Student Assistance Program	310100200002000	500,000.00	0.00	500,000.00	500,000.00	0.00	0.00	0.00	500,000.00	0.00	0.00	0.00	499,748.00	499,748.00	0.00	0.00	0.00	499,748.00	499,748.00	0.00	252.00	0.00	0.00
MOOE		500,000.00	0.00	500,000.00	500,000.00	0.00	0.00	0.00	500,000.00	0.00	0.00	0.00	499,748.00	499,748.00	0.00	0.00	0.00	499,748.00	499,748.00	0.00	252.00	0.00	0.00
Free Higher Education	310100200003000	44,200,000.00	0.00	44,200,000.00	44,200,000.00	0.00	0.00	0.00	44,200,000.00	0.00	0.00	21,613,425.00	22,584,575.00	44,198,000.00	0.00	0.00	21,613,425.00	22,584,575.00	44,198,000.00	0.00	2,000.00	0.00	0.00
MOOE		44,200,000.00	0.00	44,200,000.00	44,200,000.00	0.00	0.00	0.00	44,200,000.00	0.00	0.00	21,613,425.00	22,584,575.00	44,198,000.00	0.00	0.00	21,613,425.00	22,584,575.00	44,198,000.00	0.00	2,000.00	0.00	0.00
Increase in Carrying Capacity of Nursing and Allied Health Programs	310100200004000	1,350,000.00	0.00	1,350,000.00	1,350,000.00	0.00	0.00	0.00	1,350,000.00	0.00	0.00	0.00	537,565.00	537,565.00	0.00	0.00	0.00	187,565.00	187,565.00	0.00	812,435.00	350,000.00	0.00
PS		350,000.00	0.00	350,000.00	350,000.00	0.00	0.00	0.00	350,000.00	0.00	0.00	0.00	350,000.00	350,000.00	0.00	0.00	0.00	0.00	0.00	0.00	0.00	350,000.00	0.00
MOOE		500,000.00	0.00	500,000.00	500,000.00	0.00	0.00	0.00	500,000.00	0.00	0.00	0.00	187,565.00	187,565.00	0.00	0.00	0.00	187,565.00	187,565.00	0.00	312,435.00	0.00	0.00
CO		500,000.00	0.00	500,000.00	500,000.00	0.00	0.00	0.00	500,000.00	0.00	0.00	0.00	0.00	0.00	0.00	0.00	0.00	0.00	0.00	0.00	500,000.00	0.00	0.00

STATEMENT OF APPROPRIATIONS, ALLOTMENTS, OBLIGATIONS, DISBURSEMENTS AND BALANCES
As at the Quarter Ending December 31, 2022

Department :State Universities and Colleges (SUCs)
Agency :Kalinga State University
Operating Unit :<not applicable>
Organization Code :08 019 0000000
Funding Cluster :01 - Regular Agency Fund

X	Current Year Appropriations
	Supplemental Appropriations
	Continuing Appropriations

(e.g. UACS Fund Cluster: 01-Regular Agency Fund, 02-Foreign Assisted Projects Fund, 03-Special Account-Locally Funded/Domestic Grants Fund, and 04-Special Account-Foreign Assisted/Foreign Grants Fund)

Particulars	UACS CODE	Appropriations			Allotments					Current Year Obligations					Current Year Disbursements					Balances				
		Authorized Appropriations	Adjustments (Transfer To/From, Modifications/Augmentations)	Adjusted Appropriations	Allotments Received	Adjustments (Reductions, Modifications/Augmentations)	Transfer To	Transfer From	Adjusted Total Allotments	1st Quarter Ending March 31	2nd Quarter Ending June 30	3rd Quarter Ending Sept. 30	4th Quarter Ending Dec. 31	Total	1st Quarter Ending March 31	2nd Quarter Ending June 30	3rd Quarter Ending Sept. 30	4th Quarter Ending Dec. 31	Total	Unreleased Appropriations	Unobligated Allotment	Unpaid Obligations (15-20) = (23+24)		
		3	4	5=(3+4)	6	7	8	9	10=[(6+(-)7)-8+9]	11	12	13	14	15=(11+12+13+14)	16	17	18	19	20=(16+17+18+19)	21=(5-10)	22=(10-15)	23	24	
OO : Higher education research improved to promote economic productivity and innovation		7,845,000.00	0.00	7,845,000.00	7,845,000.00	0.00	0.00	0.00	7,845,000.00	251,415.51	969,336.47	1,339,059.15	5,186,333.39	7,746,144.52	251,415.51	870,476.47	1,419,377.15	5,165,878.39	7,707,147.52	0.00	98,855.48	38,997.00	0.00	
RESEARCH PROGRAM		7,845,000.00	0.00	7,845,000.00	7,845,000.00	0.00	0.00	0.00	7,845,000.00	251,415.51	969,336.47	1,339,059.15	5,186,333.39	7,746,144.52	251,415.51	870,476.47	1,419,377.15	5,165,878.39	7,707,147.52	0.00	98,855.48	38,997.00	0.00	
Conduct of Research Services	32020000000000	7,845,000.00	0.00	7,845,000.00	7,845,000.00	0.00	0.00	0.00	7,845,000.00	251,415.51	969,336.47	1,339,059.15	5,186,333.39	7,746,144.52	251,415.51	870,476.47	1,419,377.15	5,165,878.39	7,707,147.52	0.00	98,855.48	38,997.00	0.00	
PS			2,030,000.00	2,030,000.00	0.00	2,030,000.00	0.00	0.00	2,030,000.00	0.00	0.00	0.00	2,030,000.00	2,030,000.00	0.00	0.00	0.00	2,030,000.00	2,030,000.00	0.00	0.00	0.00	0.00	0.00
MOOE		7,845,000.00	(2,030,000.00)	5,815,000.00	7,845,000.00	(2,030,000.00)	0.00	0.00	5,815,000.00	251,415.51	969,336.47	1,339,059.15	3,156,333.39	5,716,144.52	251,415.51	870,476.47	1,419,377.15	3,135,878.39	5,677,147.52	0.00	98,855.48	38,997.00	0.00	
OO : Community engagement increased		8,347,000.00	0.00	8,347,000.00	8,347,000.00	0.00	0.00	0.00	8,347,000.00	139,544.97	1,791,227.40	1,607,357.97	4,558,869.66	8,097,000.00	139,544.97	550,122.40	1,912,056.47	5,439,582.16	8,041,306.00	0.00	250,000.00	55,694.00	0.00	
TECHNICAL ADVISORY EXTENSION PROGRAM		8,347,000.00	0.00	8,347,000.00	8,347,000.00	0.00	0.00	0.00	8,347,000.00	139,544.97	1,791,227.40	1,607,357.97	4,558,869.66	8,097,000.00	139,544.97	550,122.40	1,912,056.47	5,439,582.16	8,041,306.00	0.00	250,000.00	55,694.00	0.00	
Provision of Extension Services	33000000000000	8,347,000.00	0.00	8,347,000.00	8,347,000.00	0.00	0.00	0.00	8,347,000.00	139,544.97	1,791,227.40	1,607,357.97	4,558,869.66	8,097,000.00	139,544.97	550,122.40	1,912,056.47	5,439,582.16	8,041,306.00	0.00	250,000.00	55,694.00	0.00	
PS			1,140,000.00	1,140,000.00	0.00	1,140,000.00	0.00	0.00	1,140,000.00	0.00	0.00	0.00	1,140,000.00	1,140,000.00	0.00	0.00	0.00	1,140,000.00	1,140,000.00	0.00	0.00	0.00	0.00	0.00
MOOE		8,347,000.00	(1,140,000.00)	7,207,000.00	8,347,000.00	(1,140,000.00)	0.00	0.00	7,207,000.00	139,544.97	1,791,227.40	1,607,357.97	3,418,869.66	6,957,000.00	139,544.97	550,122.40	1,912,056.47	4,299,582.16	6,901,306.00	0.00	250,000.00	55,694.00	0.00	
Sub-Total, Operations		249,898,000.00	4,482,000.00	254,380,000.00	236,298,000.00	4,482,000.00	0.00	0.00	240,780,000.00	34,653,723.96	52,508,984.32	62,698,070.22	89,373,699.03	239,234,457.53	34,653,723.96	50,543,201.96	63,631,092.28	90,180,690.32	239,008,708.52	13,600,000.00	1,545,542.47	225,749.00	0.00	
PS		158,406,000.00	9,301,000.00	167,707,000.00	158,406,000.00	9,301,000.00	0.00	0.00	167,707,000.00	31,803,001.62	46,239,888.02	34,484,596.72	55,179,513.64	167,707,000.00	31,803,001.62	46,239,888.02	34,484,596.72	55,177,792.64	167,705,279.00	0.00	0.00	1,721.00	0.00	
MOOE		83,892,000.00	-4,819,000.00	79,073,000.00	77,392,000.00	-4,819,000.00	0.00	0.00	72,573,000.00	2,850,722.34	6,269,076.30	28,213,473.50	34,194,185.39	71,527,457.53	2,850,722.34	4,303,313.94	29,146,495.56	35,002,897.69	71,303,429.52	6,500,000.00	1,045,542.47	224,028.00	0.00	
CO		7,600,000.00	0.00	7,600,000.00	500,000.00	0.00	0.00	0.00	500,000.00	0.00	0.00	0.00	0.00	0.00	0.00	0.00	0.00	0.00	0.00	7,100,000.00	500,000.00	0.00	0.00	
Sub-Total, I. Agency-Specific		368,309,000.00	0.00	368,309,000.00	331,904,541.00	0.00	0.00	0.00	331,904,541.00	43,100,684.95	70,360,418.55	74,569,640.47	142,328,254.55	330,358,998.52	43,100,684.95	67,830,696.69	76,026,171.54	122,023,890.30	308,981,443.48	36,404,459.00	1,545,542.48	317,528.00	21,060,027.04	
PS		228,578,000.00	7,130,000.00	235,708,000.00	205,773,541.00	7,130,000.00	0.00	0.00	212,903,541.00	38,087,951.40	55,076,905.24	41,751,479.60	77,987,204.76	212,903,541.00	38,087,951.40	55,076,905.24	41,751,479.60	77,984,747.76	212,901,084.00	22,804,459.00	0.00	2,457.00	0.00	
MOOE		99,209,000.00	(7,130,000.00)	92,079,000.00	92,709,000.00	(7,130,000.00)	0.00	0.00	85,579,000.00	4,932,797.61	10,185,866.79	31,175,360.02	38,239,433.10	84,533,457.52	4,932,797.61	7,656,144.93	32,631,891.09	38,997,552.89	84,218,386.52	6,500,000.00	1,045,542.48	315,071.00	0.00	
CO		40,522,000.00	0.00	40,522,000.00	33,422,000.00	0.00	0.00	0.00	33,422,000.00	79,935.94	5,097,646.52	1,642,800.85	26,101,616.69	32,922,000.00	79,935.94	5,097,646.52	1,642,800.85	5,041,589.65	11,861,972.96	7,100,000.00	500,000.00	0.00	21,060,027.04	
II. Automatic Appropriations																								
Retirement and Life Insurance Premiums		16,825,000.00	1,069,024.00	17,894,024.00	17,894,024.00	0.00	0.00	0.00	17,894,024.00	4,253,284.01	4,329,149.52	4,271,538.00	5,040,052.47	17,894,024.00	4,253,284.01	4,329,149.52	4,271,538.00	5,040,052.47	17,894,024.00	0.00	0.00	0.00	0.00	
PS		16,825,000.00	1,069,024.00	17,894,024.00	17,894,024.00	0.00	0.00	0.00	17,894,024.00	4,253,284.01	4,329,149.52	4,271,538.00	5,040,052.47	17,894,024.00	4,253,284.01	4,329,149.52	4,271,538.00	5,040,052.47	17,894,024.00	0.00	0.00	0.00	0.00	
Sub-Total, II. Automatic Appropriations		16,825,000.00	1,069,024.00	17,894,024.00	17,894,024.00	0.00	0.00	0.00	17,894,024.00	4,253,284.01	4,329,149.52	4,271,538.00	5,040,052.47	17,894,024.00	4,253,284.01	4,329,149.52	4,271,538.00	5,040,052.47	17,894,024.00	0.00	0.00	0.00	0.00	
PS		16,825,000.00	1,069,024.00	17,894,024.00	17,894,024.00	0.00	0.00	0.00	17,894,024.00	4,253,284.01	4,329,149.52	4,271,538.00	5,040,052.47	17,894,024.00	4,253,284.01	4,329,149.52	4,271,538.00	5,040,052.47	17,894,024.00	0.00	0.00	0.00	0.00	

STATEMENT OF APPROPRIATIONS, ALLOTMENTS, OBLIGATIONS, DISBURSEMENTS AND BALANCES
As at the Quarter Ending December 31, 2022

Department :State Universities and Colleges (SUCs)
Agency :Kalinga State University
Operating Unit :<not applicable>
Organization Code :08 019 0000000
Funding Cluster :01 - Regular Agency Fund

X	Current Year Appropriations
	Supplemental Appropriations
	Continuing Appropriations

(e.g. UACS Fund Cluster: 01-Regular Agency Fund, 02-Foreign Assisted Projects Fund, 03-Special Account-Locally Funded/Domestic Grants Fund, and 04-Special Account-Foreign Assisted/Foreign Grants Fund)

Particulars	UACS CODE	Appropriations			Allotments					Current Year Obligations					Current Year Disbursements					Balances			
		Authorized Appropriations	Adjustments (Transfer To/From, Modifications/Augmentations)	Adjusted Appropriations	Allotments Received	Adjustments (Reductions, Modifications/Augmentations)	Transfer To	Transfer From	Adjusted Total Allotments	1st Quarter Ending March 31	2nd Quarter Ending June 30	3rd Quarter Ending Sept. 30	4th Quarter Ending Dec. 31	Total	1st Quarter Ending March 31	2nd Quarter Ending June 30	3rd Quarter Ending Sept. 30	4th Quarter Ending Dec. 31	Total	Unreleased Appropriations	Unobligated Allotment	Unpaid Obligations (15-20) = (23+24)	
																						Due and Demandable	Not Yet Due and Demandable
1	2	3	4	5=(3+4)	6	7	8	9	10=[(6+(-)7)-8+9]	11	12	13	14	15=(11+12+13+14)	16	17	18	19	20=(16+17+18+19)	21=(5-10)	22=(10-15)	23	24
GRAND TOTAL		385,134,000.00	1,069,024.00	386,203,024.00	349,798,565.00	0.00	0.00	0.00	349,798,565.00	47,353,968.96	74,689,568.07	78,841,178.47	147,368,307.02	348,253,022.52	47,353,968.96	72,159,846.21	80,297,709.54	127,063,942.77	326,875,467.48	36,404,459.00	1,545,542.48	317,528.00	21,060,027.04
PS		245,403,000.00	8,199,024.00	253,602,024.00	223,667,565.00	7,130,000.00	0.00	0.00	230,797,565.00	42,341,235.41	59,406,054.76	46,023,017.60	83,027,257.23	230,797,565.00	42,341,235.41	59,406,054.76	46,023,017.60	83,024,800.23	230,795,108.00	22,804,459.00	0.00	2,457.00	0.00
MOOE		99,209,000.00	(7,130,000.00)	92,079,000.00	92,709,000.00	(7,130,000.00)	0.00	0.00	85,579,000.00	4,932,797.61	10,185,866.79	31,175,380.02	38,239,433.10	84,533,457.52	4,932,797.61	7,656,144.93	32,631,891.09	38,997,552.89	84,218,386.52	6,500,000.00	1,045,542.48	315,071.00	0.00
CO		40,522,000.00	0.00	40,522,000.00	33,422,000.00	0.00	0.00	0.00	33,422,000.00	79,935.94	5,097,646.52	1,642,800.85	26,101,616.69	32,922,000.00	79,935.94	5,097,646.52	1,642,800.85	5,041,589.65	11,861,972.96	7,100,000.00	500,000.00	0.00	21,060,027.04

Recapitulation by OO:


i. Agency Specific Budget																							
Particulars	UACS CODE	3	4	5	6	7	8	9	10	11	12	13	14	15	16	17	18	19	20	21	22	23	24
HIGHER EDUCATION PROGRAM		233,706,000.00	4,482,000.00	238,188,000.00	220,106,000.00	4,482,000.00	0.00	0.00	224,588,000.00	34,262,763.48	49,748,400.45	59,751,653.10	79,628,495.97	223,391,313.00	34,262,763.48	49,122,603.09	60,299,658.66	79,575,229.77	223,260,255.00	13,600,000.00	1,196,687.00	131,058.00	0.00
RESEARCH PROGRAM		7,845,000.00	0.00	7,845,000.00	7,845,000.00	0.00	0.00	0.00	7,845,000.00	251,415.51	969,336.47	1,339,059.15	5,186,333.39	7,746,144.52	251,415.51	870,476.47	1,419,377.15	5,165,878.39	7,707,147.52	0.00	98,855.48	38,997.00	0.00
TECHNICAL ADVISORY EXTENSION PROGRAM		8,347,000.00	0.00	8,347,000.00	8,347,000.00	0.00	0.00	0.00	8,347,000.00	139,544.97	1,791,227.40	1,607,357.97	4,558,869.66	8,097,000.00	139,544.97	550,122.40	1,912,056.47	5,489,582.16	8,041,306.00	0.00	250,000.00	55,694.00	0.00

Certified Correct:

ELSIE P. ANDRES
Budget Officer
Date: 2023-01-21 14:04:46

Certified Correct:

ARNOLD A. TANDING, CPA, MBA
Accountant III
Date: 2023-01-21 14:04:46

Recommending Approval:

DANILO T. BUEN, MBA
Director, FMS
Date: 2023-01-21 14:35:05

Approved By:

EDUARDO T. BAGTANG, CPA, DBM
SUC President III
Date: 2023-01-21 14:47:15

STATEMENT OF APPROPRIATIONS, ALLOTMENTS, OBLIGATIONS, DISBURSEMENTS AND BALANCES BY OBJECT OF EXPENDITURES
As at the Quarter Ending December 31, 2022

Department :State Universities and Colleges (SUCs)
Agency :Kalinga State University
Operating Unit :<not applicable>
Organization Code :08 019 0000000
Funding Cluster :01 - Regular Agency Fund

	Current Year Appropriations
	Supplemental Appropriations
X	Continuing Appropriations

(e.g. UACS Fund Cluster: 01-Regular Agency Fund, 02-Foreign Assisted Projects Fund, 03-Special Account-Locally Funded/Domestic Grants Fund, and 04-Special Account-Foreign Assisted/Foreign Grants Fund)

Particulars	UACS CODE	Appropriations			Allotments					Current Year Obligations					Current Year Disbursements					Balances			
		Authorized Appropriations	Adjustments (Transfer To/From, Modifications/Augmentations)	Adjusted Appropriations	Allotments Received	Adjustments (Reductions, Modifications/Augmentations)	Transfer To	Transfer From	Adjusted Total Allotments	1st Quarter Ending March 31	2nd Quarter Ending June 30	3rd Quarter Ending Sept. 30	4th Quarter Ending Dec. 31	Total	1st Quarter Ending March 31	2nd Quarter Ending June 30	3rd Quarter Ending Sept. 30	4th Quarter Ending Dec. 31	Total	Unreleased Appropriations	Unobligated Allotment	Unpaid Obligations (15-20) = (23+24)	
1	2	3	4	5=(3+4)	6	7	8	9	10=[(6+(-)7)-8+9]	11	12	13	14	15=(11+12+13+14)	16	17	18	19	20	21=(5-10)	22=(10-15)	23	24
I. Continuing Appropriations		16,827.96	0.00	16,827.96	16,827.96	0.00	0.00	0.00	16,827.96	16,827.96	0.00	0.00	0.00	16,827.96	16,827.96	0.00	0.00	0.00	16,827.96	0.00	0.00	0.00	0.00
I. Agency Specific Budget		16,827.96	0.00	16,827.96	16,827.96	0.00	0.00	0.00	16,827.96	16,827.96	0.00	0.00	0.00	16,827.96	16,827.96	0.00	0.00	0.00	16,827.96	0.00	0.00	0.00	0.00
General Administration and Support	1000000000000000	16,827.96	0.00	16,827.96	16,827.96	0.00	0.00	0.00	16,827.96	16,827.96	0.00	0.00	0.00	16,827.96	16,827.96	0.00	0.00	0.00	16,827.96	0.00	0.00	0.00	0.00
Locally-Funded Project(s)		16,827.96	0.00	16,827.96	16,827.96	0.00	0.00	0.00	16,827.96	16,827.96	0.00	0.00	0.00	16,827.96	16,827.96	0.00	0.00	0.00	16,827.96	0.00	0.00	0.00	0.00
Construction of Technology and Innovation Park - Bulanao Campus	100000200028000	16,827.96	0.00	16,827.96	16,827.96	0.00	0.00	0.00	16,827.96	16,827.96	0.00	0.00	0.00	16,827.96	16,827.96	0.00	0.00	0.00	16,827.96	0.00	0.00	0.00	0.00
CO		16,827.96	0.00	16,827.96	16,827.96	0.00			16,827.96	16,827.96	0.00	0.00	0.00	16,827.96	16,827.96	0.00	0.00	0.00	16,827.96	0.00	0.00	0.00	0.00
Sub-Total, General Administration and Support		16,827.96	0.00	16,827.96	16,827.96	0.00	0.00	0.00	16,827.96	16,827.96	0.00	0.00	0.00	16,827.96	16,827.96	0.00	0.00	0.00	16,827.96	0.00	0.00	0.00	0.00
PS		0.00	0.00	0.00	0.00	0.00	0.00	0.00	0.00	0.00	0.00	0.00	0.00	0.00	0.00	0.00	0.00	0.00	0.00	0.00	0.00	0.00	0.00
MOOE		0.00	0.00	0.00	0.00	0.00	0.00	0.00	0.00	0.00	0.00	0.00	0.00	0.00	0.00	0.00	0.00	0.00	0.00	0.00	0.00	0.00	0.00
FinEx (if Applicable)		0.00	0.00	0.00	0.00	0.00	0.00	0.00	0.00	0.00	0.00	0.00	0.00	0.00	0.00	0.00	0.00	0.00	0.00	0.00	0.00	0.00	0.00
CO		16,827.96	0.00	16,827.96	16,827.96	0.00	0.00	0.00	16,827.96	16,827.96	0.00	0.00	0.00	16,827.96	16,827.96	0.00	0.00	0.00	16,827.96	0.00	0.00	0.00	0.00
Operations	3000000000000000	2,162,001.40	0.00	2,162,001.40	1,162,001.40	0.00	0.00	0.00	1,162,001.40	95,562.76	1,066,438.64	0.00	0.00	1,162,001.40	95,562.76	900,760.00	163,898.64	1,780.00	1,162,001.40	1,000,000.00	0.00	0.00	0.00
OO: Relevant and quality tertiary education ensured to achieve inclusive growth and access of poor but deserving students to quality tertiary education increased		2,162,001.40	0.00	2,162,001.40	1,162,001.40	0.00	0.00	0.00	1,162,001.40	95,562.76	1,066,438.64	0.00	0.00	1,162,001.40	95,562.76	900,760.00	163,898.64	1,780.00	1,162,001.40	1,000,000.00	0.00	0.00	0.00
EDUCATION PROGRAM		2,162,001.40	0.00	2,162,001.40	1,162,001.40	0.00	0.00	0.00	1,162,001.40	95,562.76	1,066,438.64	0.00	0.00	1,162,001.40	95,562.76	900,760.00	163,898.64	1,780.00	1,162,001.40	1,000,000.00	0.00	0.00	0.00
Provision of Higher Education Services	310100100002000	2,162,001.40	0.00	2,162,001.40	1,162,001.40	0.00	0.00	0.00	1,162,001.40	95,562.76	1,066,438.64	0.00	0.00	1,162,001.40	95,562.76	900,760.00	163,898.64	1,780.00	1,162,001.40	1,000,000.00	0.00	0.00	0.00


STATEMENT OF APPROPRIATIONS, ALLOTMENTS, OBLIGATIONS, DISBURSEMENTS AND BALANCES BY OBJECT OF EXPENDITURES
As at the Quarter Ending December 31, 2022

Department :State Universities and Colleges (SUCs)
Agency :Kalinga State University
Operating Unit :<not applicable>
Organization Code :08 019 000000
Funding Cluster :01 - Regular Agency Fund

	Current Year Appropriations
	Supplemental Appropriations
X	Continuing Appropriations

(e.g. UACS Fund Cluster: 01-Regular Agency Fund, 02-Foreign Assisted Projects Fund, 03-Special Account-Locally Funded/Domestic Grants Fund, and 04-Special Account-Foreign Assisted/Foreign Grants Fund)

Particulars	UACS CODE	Appropriations			Allotments					Current Year Obligations					Current Year Disbursements					Balances			
		Authorized Appropriations	Adjustments (Transfer To/From, Modifications/ Augmentations)	Adjusted Appropriations	Allotments Received	Adjustments (Reductions, Modifications/ Augmentations)	Transfer To	Transfer From	Adjusted Total Allotments	1st Quarter Ending March 31	2nd Quarter Ending June 30	3rd Quarter Ending Sept. 30	4th Quarter Ending Dec. 31	Total	1st Quarter Ending March 31	2nd Quarter Ending June 30	3rd Quarter Ending Sept. 30	4th Quarter Ending Dec. 31	Total	Unreleased Appropriations	Unobligated Allotment	Unpaid Obligations (15-20) = (23+24)	
																						Due and Demandable	Not Yet Due and Demandable
		3	4	5=(3+4)	6	7	8	9	10=[(6+(-)7)-8+9]	11	12	13	14	15=(11+12+13+14)	16	17	18	19	20=(16+17+18+19)	21=(5-10)	22=(10-15)	23	24
MOOE		2,162,001.40	0.00	2,162,001.40	1,162,001.40	0.00			1,162,001.40	95,562.76	1,066,438.64	0.00	0.00	1,162,001.40	95,562.76	900,760.00	163,898.64	1,780.00	1,162,001.40	1,000,000.00	0.00	0.00	0.00
Sub-Total, Operations		2,162,001.40	0.00	2,162,001.40	1,162,001.40	0.00	0.00	0.00	1,162,001.40	95,562.76	1,066,438.64	0.00	0.00	1,162,001.40	95,562.76	900,760.00	163,898.64	1,780.00	1,162,001.40	1,000,000.00	0.00	0.00	0.00
PS		0.00	0.00	0.00	0.00	0.00	0.00	0.00	0.00	0.00	0.00	0.00	0.00	0.00	0.00	0.00	0.00	0.00	0.00	0.00	0.00	0.00	0.00
MOOE		2,162,001.40	0.00	2,162,001.40	1,162,001.40	0.00	0.00	0.00	1,162,001.40	95,562.76	1,066,438.64	0.00	0.00	1,162,001.40	95,562.76	900,760.00	163,898.64	1,780.00	1,162,001.40	1,000,000.00	0.00	0.00	0.00
FinEx (if Applicable)		0.00	0.00	0.00	0.00	0.00	0.00	0.00	0.00	0.00	0.00	0.00	0.00	0.00	0.00	0.00	0.00	0.00	0.00	0.00	0.00	0.00	0.00
CO		0.00	0.00	0.00	0.00	0.00	0.00	0.00	0.00	0.00	0.00	0.00	0.00	0.00	0.00	0.00	0.00	0.00	0.00	0.00	0.00	0.00	0.00
GRAND TOTAL		2,178,829.36	0.00	2,178,829.36	1,178,829.36	0.00	0.00	0.00	1,178,829.36	112,390.72	1,066,438.64	0.00	0.00	1,178,829.36	112,390.72	900,760.00	163,898.64	1,780.00	1,178,829.36	1,000,000.00	0.00	0.00	0.00
PS		0.00	0.00	0.00	0.00	0.00	0.00	0.00	0.00	0.00	0.00	0.00	0.00	0.00	0.00	0.00	0.00	0.00	0.00	0.00	0.00	0.00	0.00
MOOE		2,162,001.40	0.00	2,162,001.40	1,162,001.40	0.00	0.00	0.00	1,162,001.40	95,562.76	1,066,438.64	0.00	0.00	1,162,001.40	95,562.76	900,760.00	163,898.64	1,780.00	1,162,001.40	1,000,000.00	0.00	0.00	0.00
FinEx (if Applicable)		0.00	0.00	0.00	0.00	0.00	0.00	0.00	0.00	0.00	0.00	0.00	0.00	0.00	0.00	0.00	0.00	0.00	0.00	0.00	0.00	0.00	0.00
CO		16,827.96	0.00	16,827.96	16,827.96	0.00	0.00	0.00	16,827.96	16,827.96	0.00	0.00	0.00	16,827.96	16,827.96	0.00	0.00	0.00	16,827.96	0.00	0.00	0.00	0.00


Certified Correct:

ELSIE P. ANDRES
Budget Officer
Date: 2023-01-21 14:04:46

Certified Correct:

ARNOLD A. TANDING, CPA, MBA
Accountant III
Date: 2023-01-21 14:04:46

Recommending Approval:

DANILO T. BUEN, MBA
Director, FMS
Date: 2023-01-21 14:35:05

Approved By:

EDUARDO T. BAGTANG, CPA, DBM
SUC President III
Date: 2023-01-21 14:47:15